



Free Downloads of Build Instructions,
Assembly Booklets & How To Guides


BuildInstructions.com

RESIN COMPONENTS

1. Right Track Unit
2. Left Track Unit
3. Doors x2
4. Mantlet
5. Dreadhammer Cannon
6. Upper Hull
7. Engine
8. Cannon Hinge Brace x2
9. Commander
10. Front Lower Hull
11. Exhausts x4
12. Lower Hull
13. Rear Hull
14. Commander's Hatch
15. Secondary Exhaust x2
16. Lascannon x2
17. Heavy Bolter x2
18. Sponson Shield x2
19. Sponson Turret x2
20. Sponson Retaining Plate x2
21. Lascannon Lower Pivots x2
22. Lascannon Power Cables x2
23. Heavy Bolter Pivots x2
24. Sponson Rings x2
25. Targeting Array x2
26. Left Sponson Armour
27. Right Sponson Armour
28. Heavy Bolter Ammo x2

Forge World®

TYPHON SIEGE TANK



This kit contains all the pieces required to construct a Typhon Siege Tank. To glue the resin pieces together, use Citadel Super Glue.

NOTE: We have cast this kit using the most advanced techniques and the best quality resin, but due to the nature of the casting process your model may contain very slight air bubbles. These can easily be filled with model filler or super glue. Any slight warpage of thin parts can easily be corrected by immersing the part in hot tap water for about one minute then carefully bending it back into shape.


THIS IS NOT A TOY

Not suitable for children under 15 years of age.
WARNING: Resin dust can be harmful if inhaled. Always wear a dust mask or respirator when sanding or sawing resin parts.

Forge World®

TYPHON SIEGE TANK


2. Left Track Unit



13. Rear Hull


12. Lower Hull

6. Upper Hull




10. Front Lower Hull


8. Cannon
Hinge Brace



5. Dreadhammer Cannon
(DO NOT GLUE)





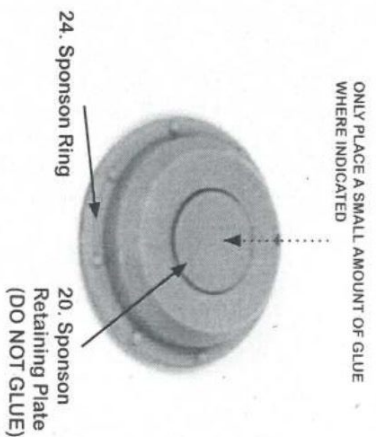
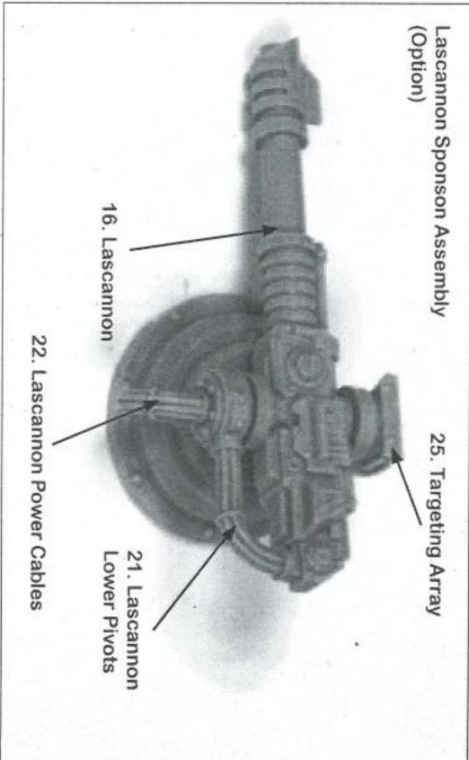
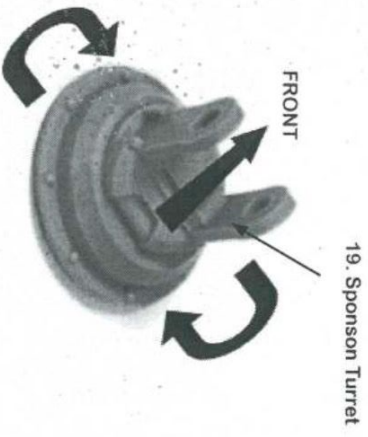

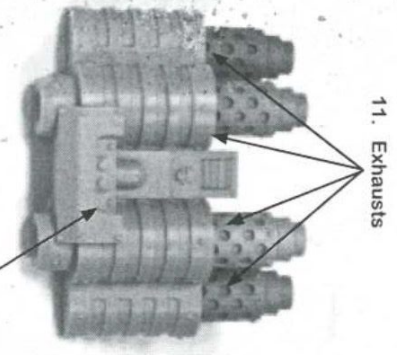


1. Right
Track Unit




Forge World®

TYPHON SIEGE TANK



3



If the Sponson is a little loose, adhesive putty can be used to provide some resistance against the hull.

FORGE WORLD[®]

TYPHON SIEGE TANK



9. Commander

4. Mantlet

14. Commander's Hatch

3. Doors

26. Left Sponson
Armour

Sponson Weapon
Assembly