



Free Downloads of Build Instructions,
Assembly Booklets & How To Guides


BuildInstructions.com

IMPERIAN™ ARMOUR

OGRYN 1


RESIN COMPONENTS LIST

1. Legs
2. Torso
3. Left Shoulder
4. Right Shoulder
5. Right Arm
6. Left Arm
7. Left Respirator Pipe
8. Right Respirator Pipe
9. Head
10. Charonite Thresher 1
11. Charonite Thresher 2
12. Charonite Crusher 1 clamp 1
13. Charonite Crusher 1 clamp 2
14. Charonite Crusher 1 body
15. Charonite Crusher 2 clamp 1
16. Charonite Crusher 2 body
17. Charonite Crusher 2 clamp 2
18. Charonite Shredder 1 body
19. Charonite Shredder 1 claw
20. Charonite Shredder 2 body
21. Charonite Shredder 2 claw



SOLAR AUXILIA OGRYN CHARONITE SQUAD

OGRYN 2
(Including optional head)



All parts are interchangeable between Ogryns. Pipes may need to be heated by immersing in hot water and gently bent to fit.

This kit contains all the pieces required to build the Solar Auxilia Ogryn Charonite Squad.
To glue the resin pieces together and to plastic kit parts use Citadel Super Glue.

NOTE: We have cast this kit using the most advanced techniques and the best quality resin, but due to the nature of the casting process your model may contain very slight air bubbles. These can easily be filled with model filler or super glue. Any slight warpage of thin parts can easily be corrected by immersing the part in hot tap water for about 1 minute then carefully bending it back into shape.


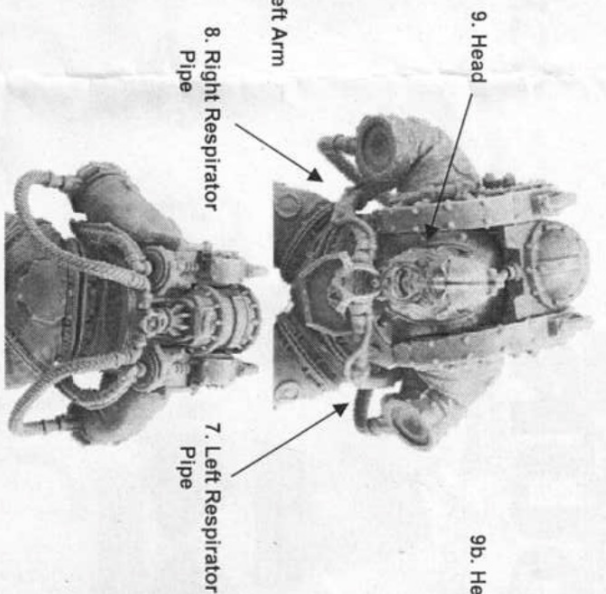


THIS IS NOT A TOY

Not suitable for children under 15 years of age.
WARNING: Resin dust can be harmful if inhaled. Always wear a dust mask or respirator when sanding or sawing resin parts.



Each weapon will fit any Ogryn arm as desired.
All weapons can be used to represent Charonite Claws within the game.

The copyright on the model designs and components within this box is the exclusive property of Games Workshop Ltd. Copyright Games Workshop Ltd, 2015. All rights reserved.



Ogryn 2 - Alternative Head

