



Free Downloads of Build Instructions,
Assembly Booklets & How To Guides

BuildInstructions.com


CHOOSE THE VARIANT YOU WANT TO BUILD • CHOISISSEZ LA VARIANTE À ASSEMBLER • ELIGE QUÉ VERSIÓN QUIERES MONTAR
WÄHLE DIE VARIANTE, DIE DU BAUEN MÖCHTEST • SCEGLI LA VARIANTE CHE VUOI ASSEMBLARE

SLAVES TO DARKNESS

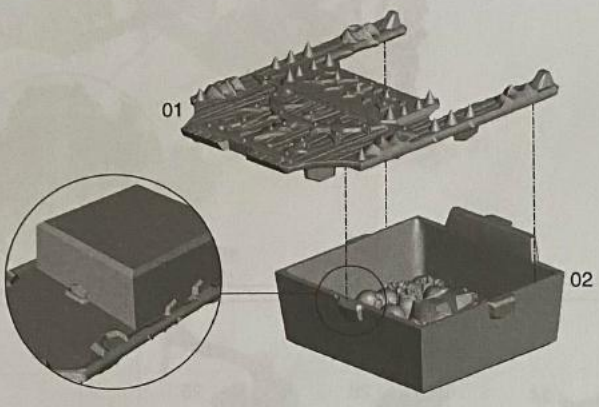
CHAOS WARSHRINE

STEPS
ÉTAPES • PASOS
SCHRITTE • FASI

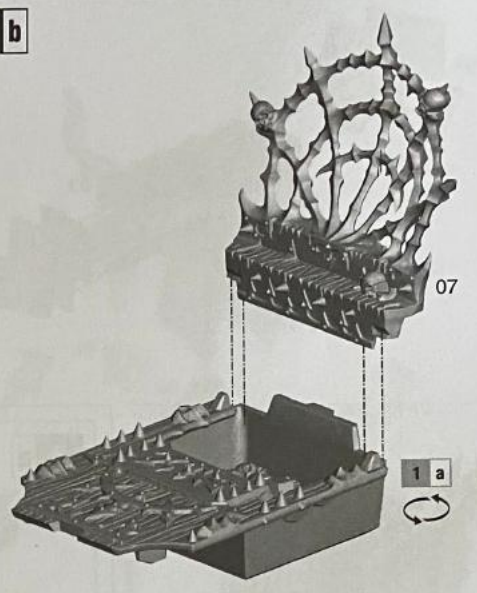
1 - 11



1 a




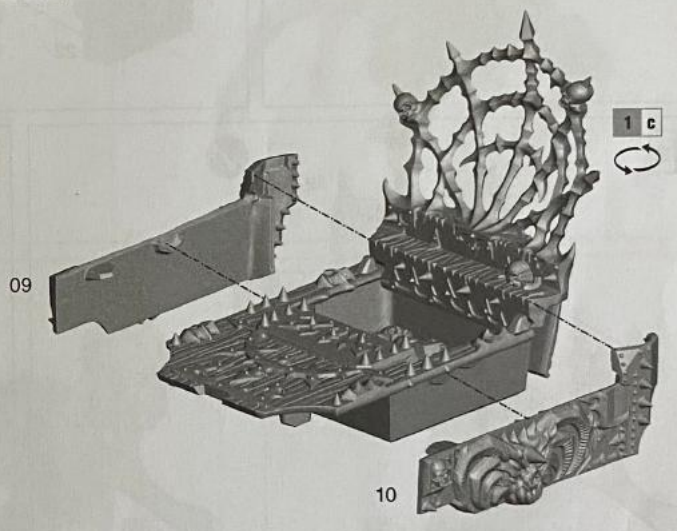
1 b

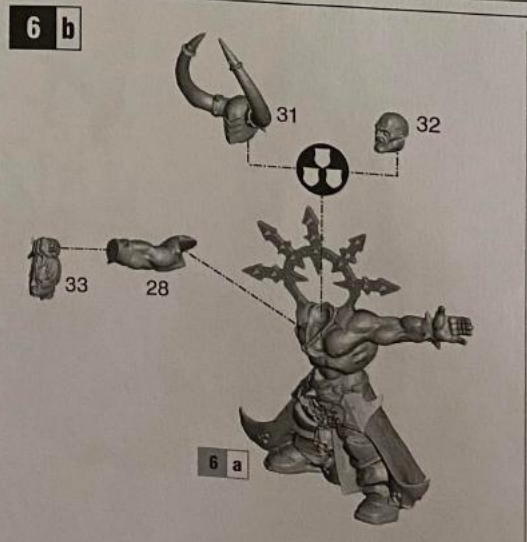
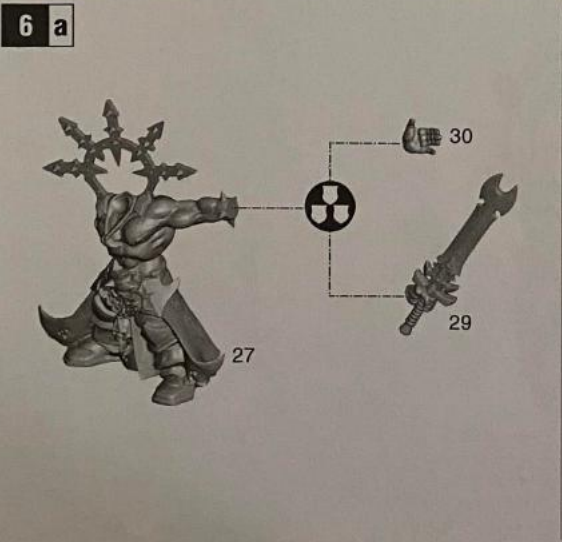
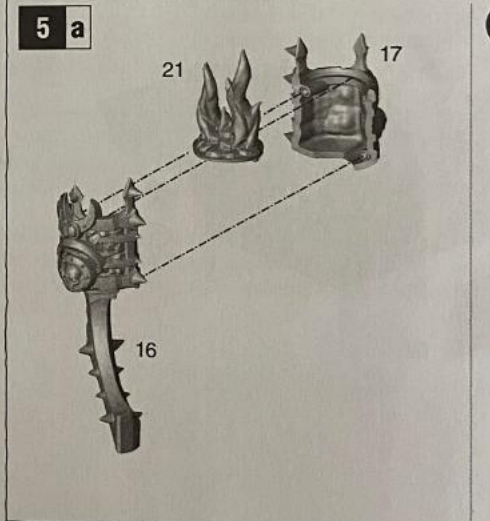
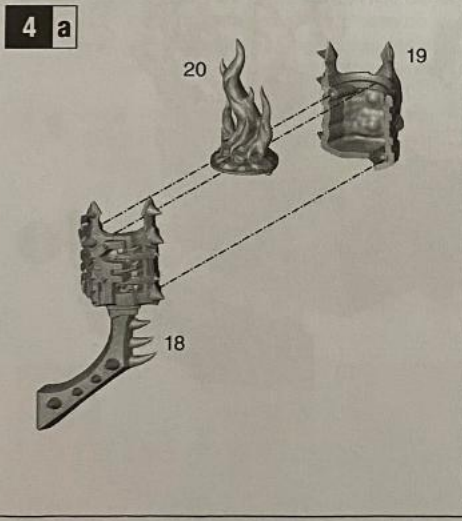
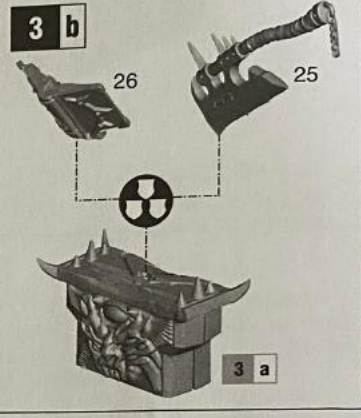
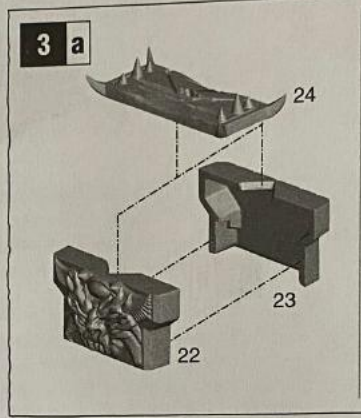
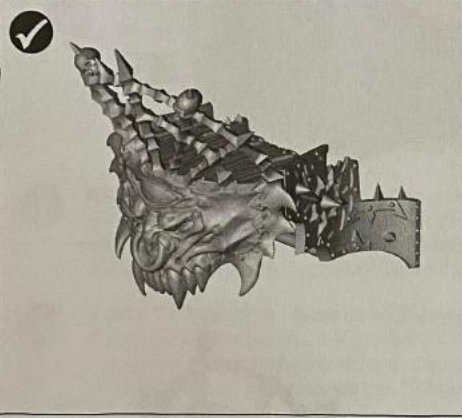
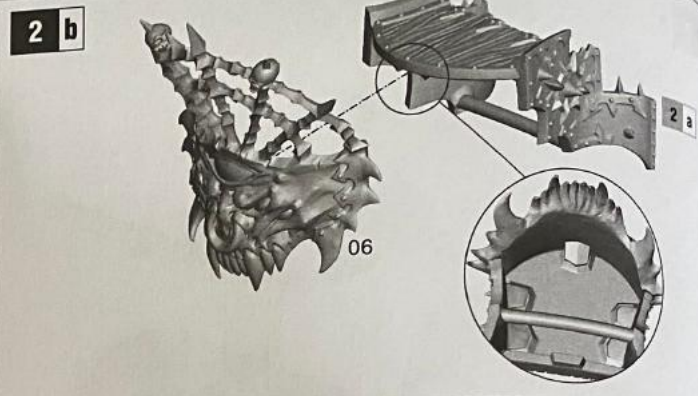
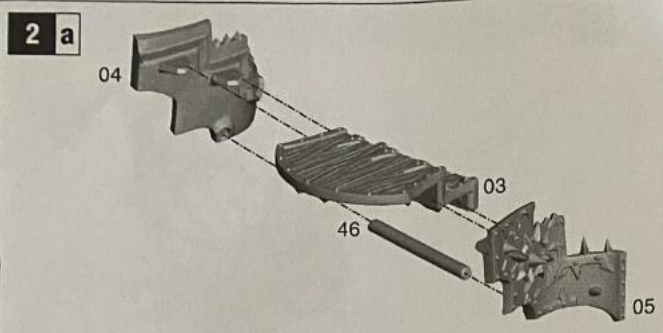


1 c

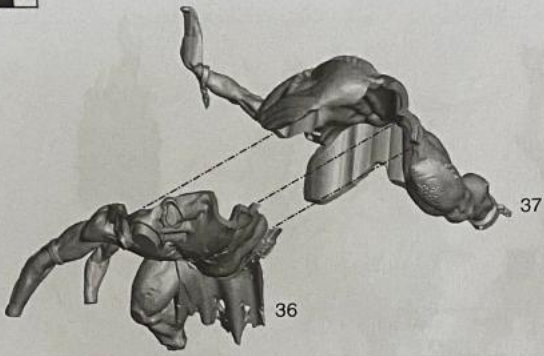


1 d

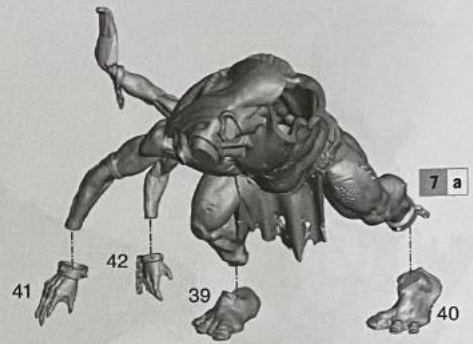




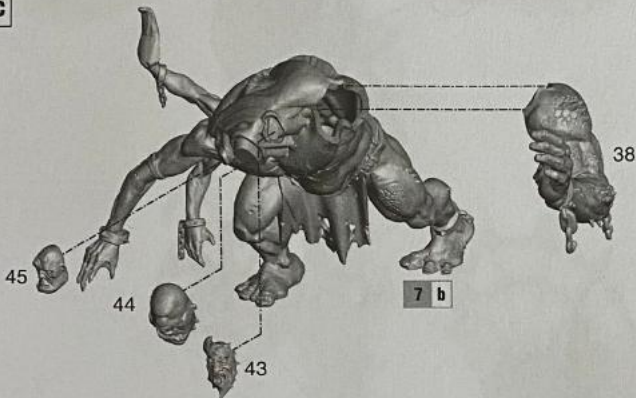
7 a



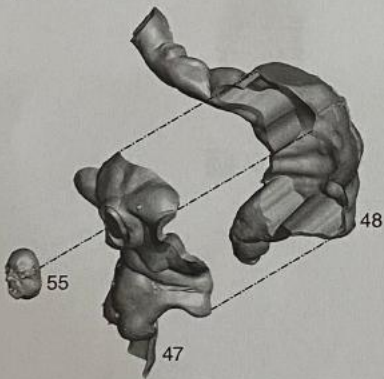
7 b



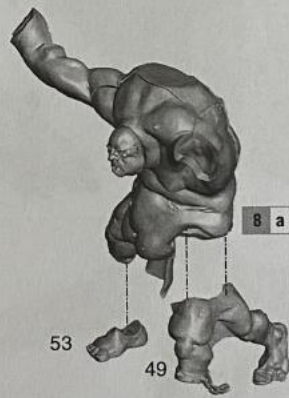
7 c



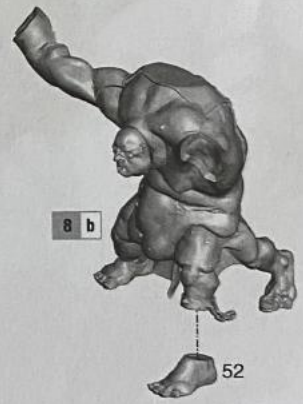
8 a



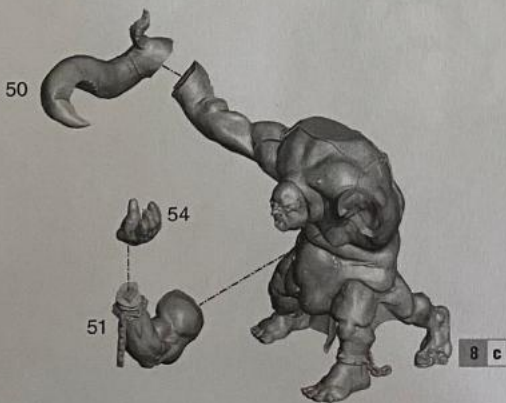
8 b




8 c





8 d







9 a



9 b







10





8

7



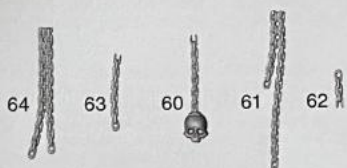
11 b





If you have used the book on the altar swap the positions of the altar and the shrine keeper.
 Si vous avez choisi le livre sur l'autel, inversez les positions de l'autel et du gardien.
 Si has colocado el libro en el altar, intercambia las posiciones del altar y el guardián del altar.
 Wenn du das Buch verwendet hast, tausche die Position des Altars und des Schreinmeisters.
 Se hai usato il libro sull'altare, scambia la posizione dell'altare e del Maestro dell'Altare.



Accessories for wings - Accessoires pour les ailes
 Accesorios para alas - Flügelzubehör
 Accessori per le ali





CHAOS WARSHRINE

WOUNDS 12
MOVE 8
BRAVERY 7
SAVE 4+

MELEE WEAPONS	Range	Attacks	To Hit	To Wound	Rend	Damage
Sacrificial Blade	1"	4	4+	4+	-	1
Clubbed Fists	1"	★	4+	3+	-	2

Wounds Suffered	DAMAGE TABLE		
	Move	Clubbed Fists	Protection of the Dark Gods
0-2	8"	6	9"
3-4	7"	D6	7"
5-7	6"	D6	5"
8-9	5"	D3	3"
10+	4"	1	1"