



Free Downloads of Build Instructions,
Assembly Booklets & How To Guides

BuildInstructions.com

ADEPTUS MECHANICUS

CHOOSE THE VARIANTS YOU WANT TO BUILD • CHOISISSEZ LA VARIANTE À ASSEMBLER • ELIGE QUÉ VERSIÓN QUIERES MONTAR
WÄHLE DIE VARIANTE, DIE DU BAUEN MÖCHTEST • SCEGLI LA VARIANTE CHE VUOI ASSEMBLARE

SICARIAN INFILTRATORS



STEPS
ÉTAPES
PASOS
SCHITTE
FASI

1 - 9

SICARIAN RUSTSTALKERS



STEPS
ÉTAPES
PASOS
SCHITTE
FASI

1 - 4

10 - 14



Special instruction - Please read
Instructions spéciales - Lire attentivement
Instrucción especial: Por favor, léela
Besondere Anweisung - Bitte lesen
Istruzioni speciali - Leggi attentamente



Stage complete
Étape terminée
Paso completado
Schritt abgeschlossen
Fase completa



Detail view
Vue détaillée
Vista detallada
Alternative Ansicht
Visuale del dettaglio



Dry fit stage before gluing
Tester avant de coller
Comprobar el encaje antes de pegar
Positionierung erst ohne Klebstoff ausprobieren
Prova a secco prima di incollare



Choice of parts
Choix d'éléments
Modelos de componentes
Auswahl an Teilen
Scelta di componenti



Repeat process
Répéter l'étape
Repetir pasos
Vorgang wiederholen
Ripeti il processo



Paint before assembly
Peindre avant assemblage
Pintar antes del montaje
Erst bemalen, dann zusammenbauen
Dipingi prima dell'assemblaggio



Do not glue the components
Ne pas coller les éléments
No pegar los componentes
Bitte die Teile nicht kleben
Non incollare i componenti



Rotate part
Faire pivoter
Girar la pieza
Teil drehen
Ruota il componente

! READ THIS FIRST: Before assembling your model kit please read through the instructions in this booklet carefully. A pair of plastic cutters is required to remove the plastic components in this kit from their frame. We advise using a mouldline scraping tool to clean up the parts. To assemble your model you will need plastic glue. Games Workshop sells Citadel Fine Detail Cutters, Citadel Mouldline Remover and Citadel Plastic Glue, but does not recommend these products for use by children under the age of 16 without adult supervision.

! À LIRE EN PREMIER : Avant de vous lancer dans l'assemblage de ce kit, veuillez lire attentivement les instructions de ce livret. Une pince coupante est requise pour détacher chaque élément de sa grappe. Nous vous recommandons l'utilisation d'un grattoir pour ébarber les éléments. Pour l'assemblage, vous aurez également besoin de colle plastique. Games Workshop commercialise les Pinces de Précision Citadel, l'Ébarboir Citadel et la Colle Plastique Citadel, mais n'en recommande pas l'utilisation pour des enfants de moins de 16 ans sans la supervision d'un adulte.

! LEER ANTES DE MONTAR: Antes de montar el contenido de este kit, lee estas instrucciones cuidadosamente. Te harán falta unas tenazas para plástico a fin de separar las piezas de la matriz. También aconsejamos una herramienta para rebabas a fin de limpiar cada pieza. Para montar la miniatura necesitarás pegamento para plástico. Games Workshop vende Tenazas Citadel, Herramientas para rebabas Citadel y Pegamento para plástico Citadel, pero no recomienda estos productos a menores de 16 años sin la supervisión de un adulto.

! LIES DIES ZUERST: Bitte lies diese Anleitung sorgfältig, bevor du mit dem Zusammenbau deines Modells beginnst. Du benötigst einen Kunststoffseitschneider, um die Kunststoffbauteile aus dem Gussrahmen herauszutrennen, und Kunststoffkleber, um die Miniatur zusammenzubauen. Außerdem empfehlen wir, die Bauteile vorher mit einem Gussgratentferner zu säubern. Games Workshop bietet Präzisions-Kunststoffseitschneider von Citadel sowie Citadel-Kunststoffkleber an, empfiehlt aber, dass Kinder unter 16 Jahren diese nur unter Aufsicht eines Erwachsenen benutzen.

! LEGGI PRIMA QUESTO: prima di assemblare il tuo modello, leggi le istruzioni di questo libretto con attenzione. Sono necessarie un paio di tronchesine per plastica per staccare i componenti dai loro sprue. Consigliamo di usare un attrezzo apposito per pulire i componenti. Per assemblare il modello avrai bisogno di colla per plastica. Games Workshop vende Tronchesine di precisione Citadel, Attrezzo per ripulire Citadel e Colla per plastica Citadel, ma non consiglia questi prodotti ad un pubblico minore di 16 anni senza la supervisione di un adulto.

16+



Citadel plastic glue thick
Colle plastique épaisse Citadel
Pegamento para plástico espeso
Citadel-Kunststoffkleber
(Dickflüssig)
Colla per plastica densa Citadel



Citadel plastic glue thin
Colle plastique liquide Citadel
Pegamento para plástico fluido
Citadel-Kunststoffkleber
(Dünflüssig)
Colla per plastica fluida Citadel



Citadel fine detail cutters
Pinces de précision Citadel
Tenazas Citadel
Präzisions-Kunststoffseitschneider
Tronchesine di precisione Citadel

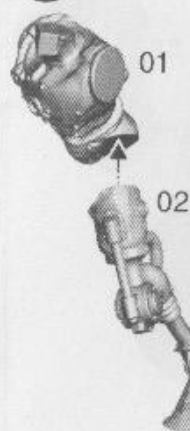


Citadel mouldline remover
Ébarboir Citadel
Herramienta para rebabas Citadel
Gussgratentferner
Atrezzo per ripulire Citadel

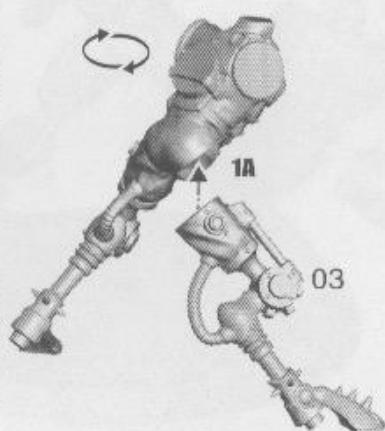


Follow step 1-4 for all variants • Suivre l'étape 1-4 pour toutes les variantes • Sigue el paso 1-4 para todas las variantes
Folge den Schritten 1-4 für alle Varianten • Segui le fasi 1-4 per tutte le varianti

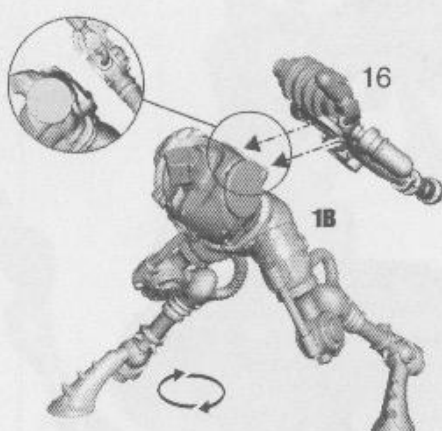
1 A




B



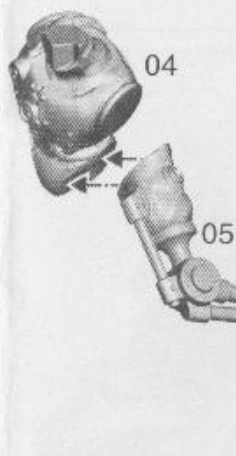
C



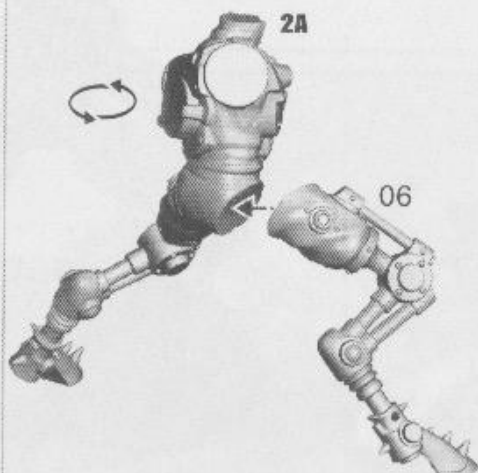
D



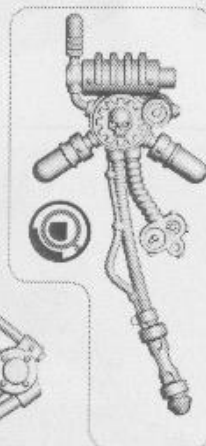
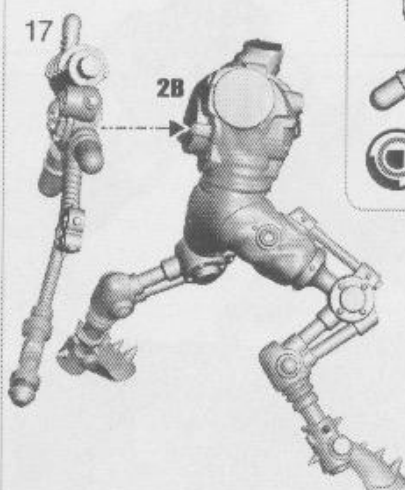
2 A

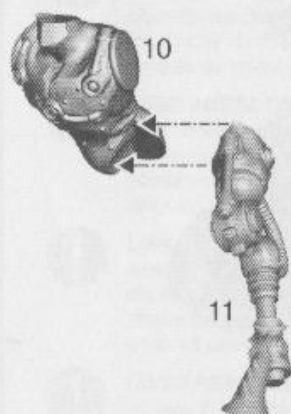
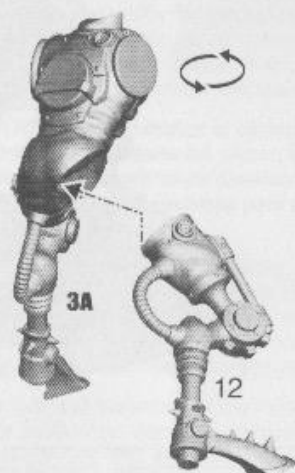
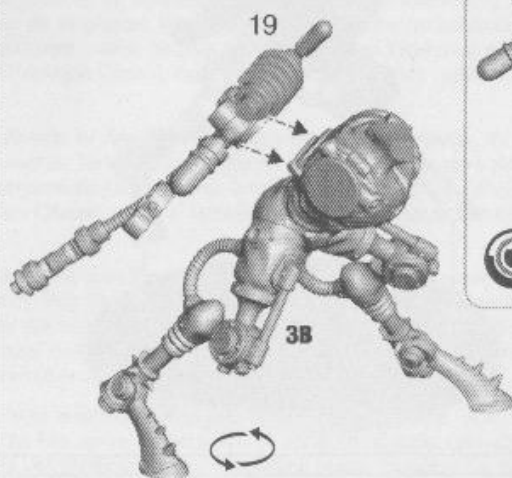



B

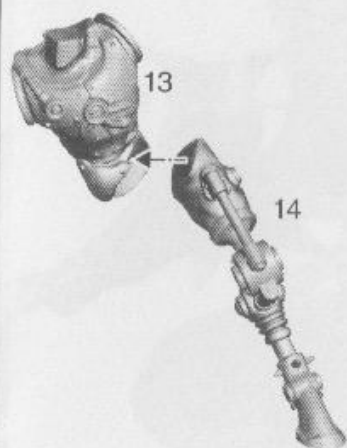


C

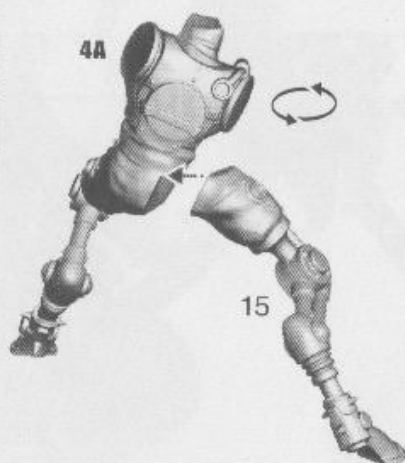


D**3 A****B****C****D**

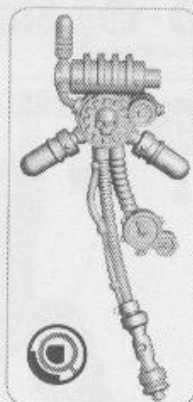
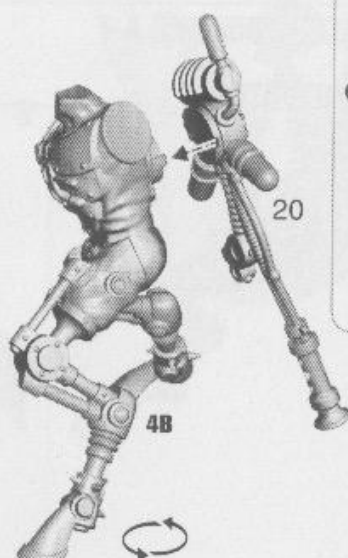
4 A




B



C


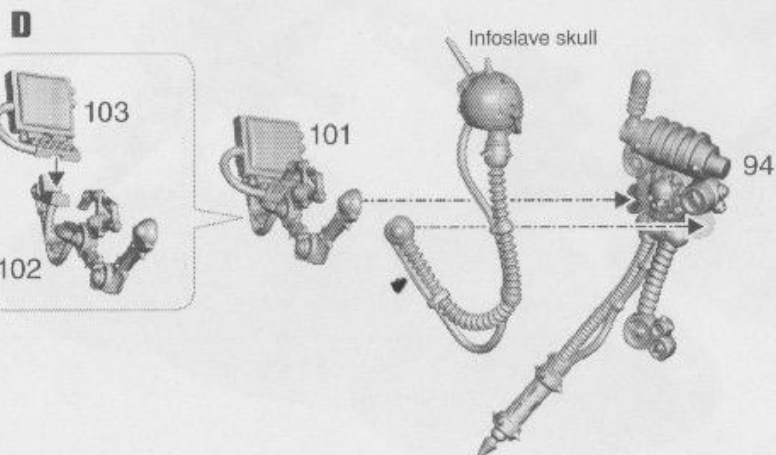
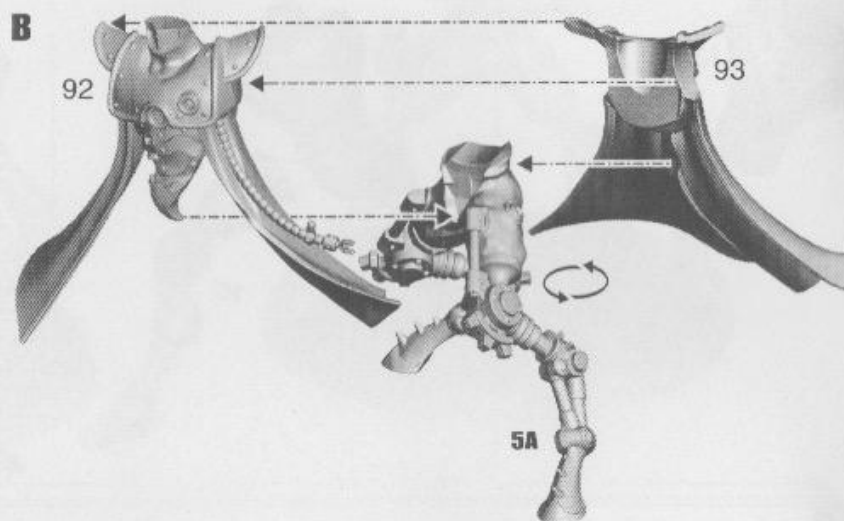
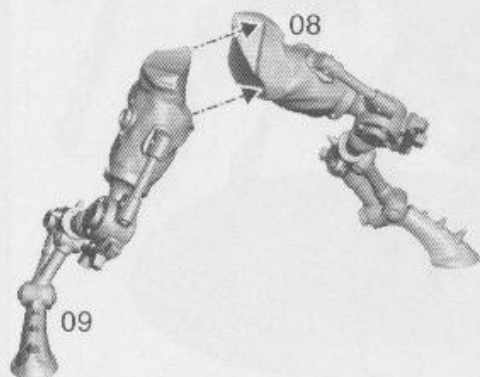


D

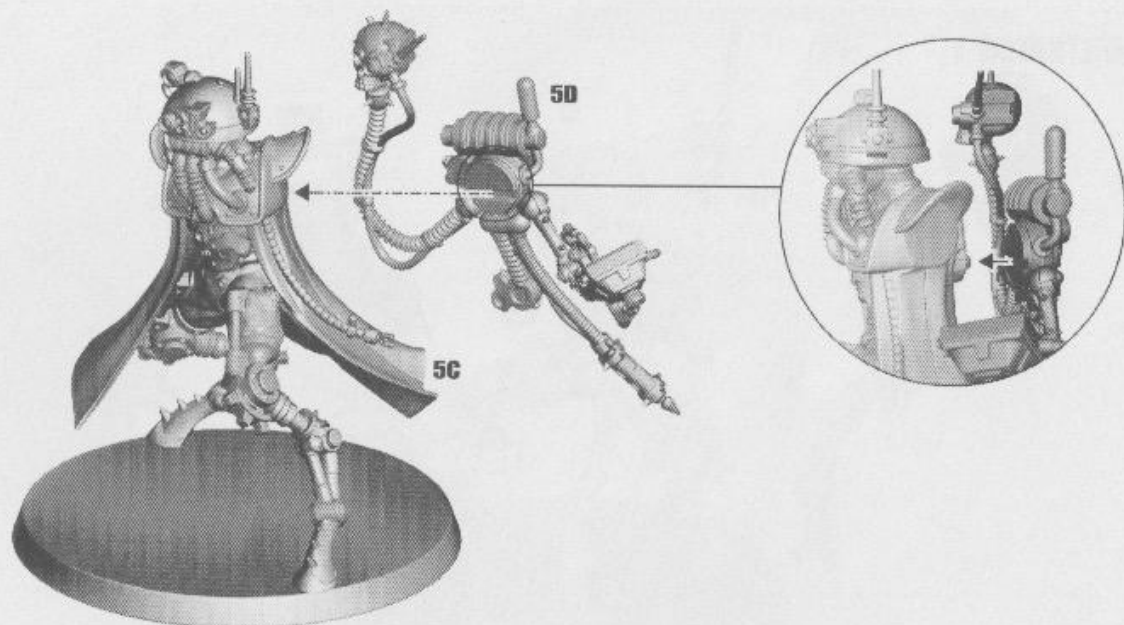


5 INFILTRATOR PRINCEPS A-F

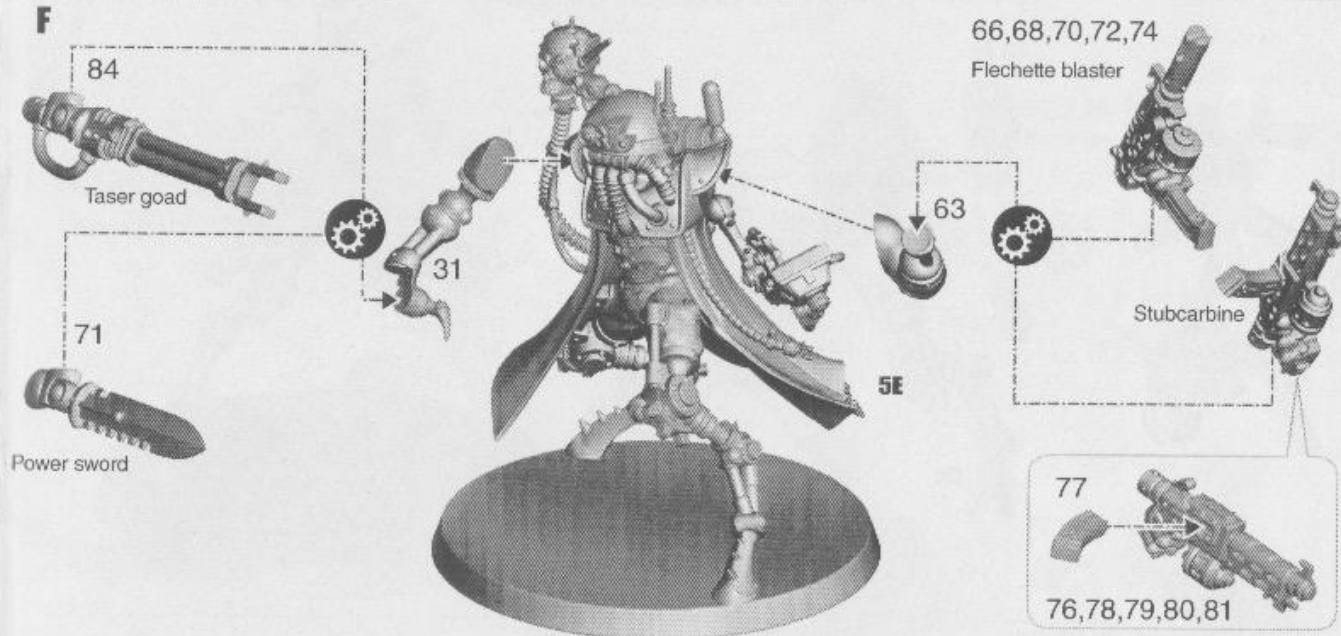
A INFILTRATOR G-I



E



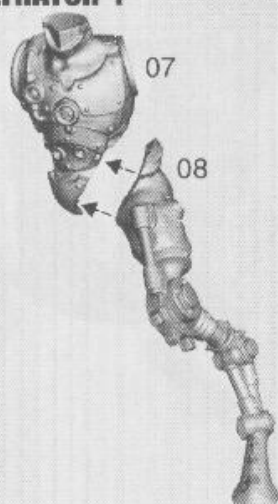
F



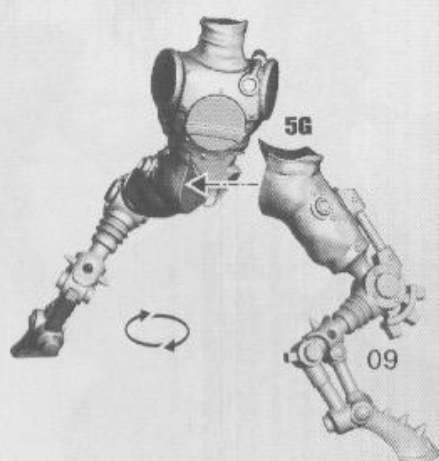


INFILTRATOR 1

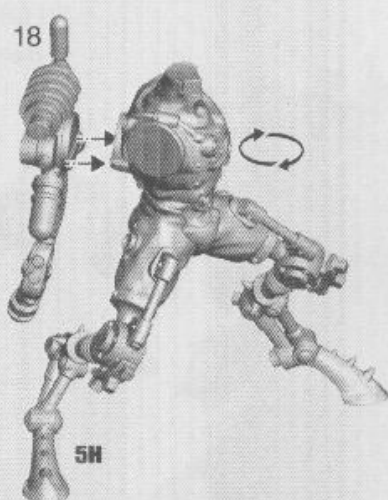

G



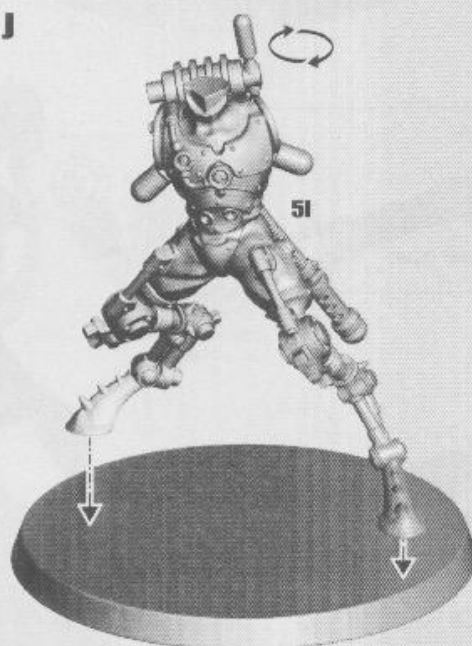
H



I



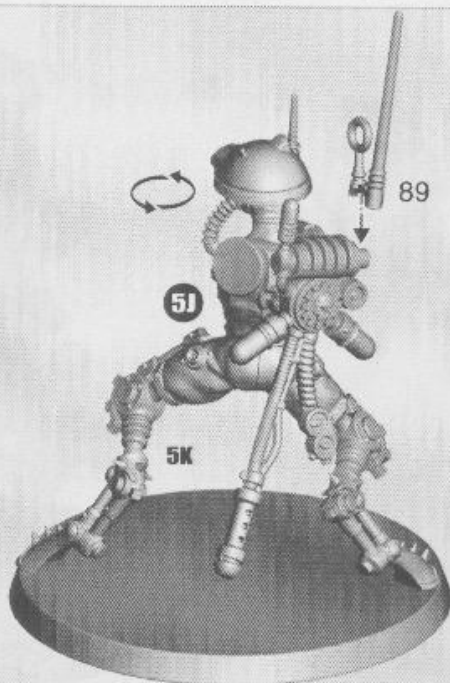
J




K



L

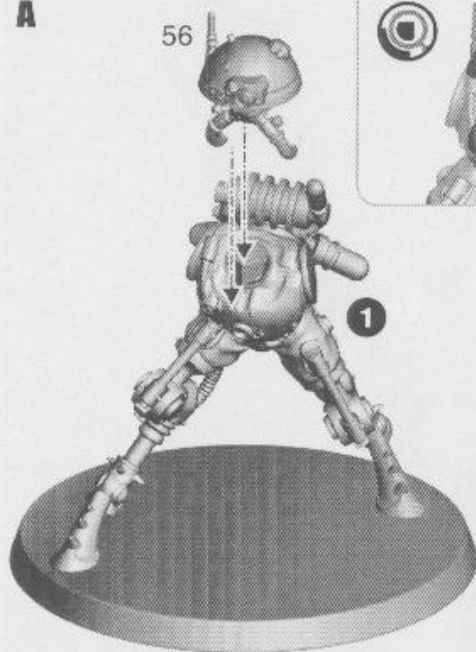


M

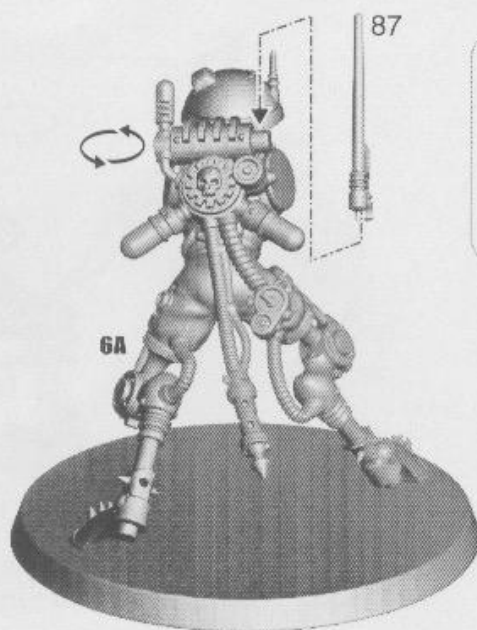


6 INFILTRATOR 2


A



B




C





7 INFILTRATOR 3

A



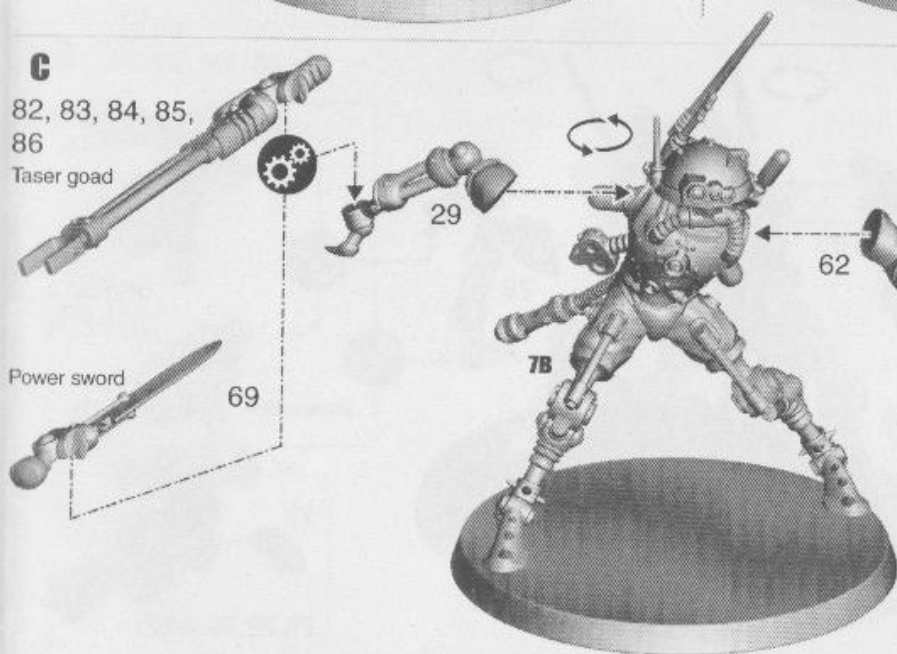
B



C

82, 83, 84, 85,
86

Taser goad



Power sword

69



66,68,70,72,74

Flechette blaster

Stubcarbine


77

76,78,79,80,81




8 INFILTRATOR 4


A



B




C




9 INFILTRATOR 5


A



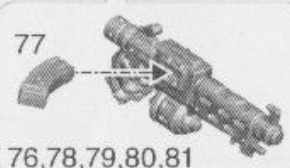
B



C 88, 83, 84, 85, 86



Flechette blaster



SICARIAN INFILTRATORS

185 points

	WS	BS	S	T	W	I	A	Ld	Sv	Unit Type	Unit Composition
Sicarian Infiltrator	4	4	4	3	2	4	2	8	4+	Infantry	4 Sicarian Infiltrators
Infiltrator Princeps	4	4	4	3	2	4	3	9	4+	Infantry (Character)	1 Infiltrator Princeps

WARGEAR:

- Sicarian battle armour
- Stubcarbine
- Power sword

SPECIAL RULES:

- Bulky
- Doctrina Imperatives
- Dunestrider
- Feel No Pain
- Infiltrate
- Stealth

Neurostatic Aura: All enemy models within 6" of one or more models with this special rule subtract 1 from their Weapon Skill, Ballistic Skill, Initiative and Leadership.

OPTIONS:

- May include up to five additional Sicarian Infiltrators 35 pts/model
- The Infiltrator Princeps may take items from the **Special Issue Wargear** and **Relics of Mars** lists.
- The entire squad may replace their stubcarbines and power swords with flechette blasters and taser goads free
- The Infiltrator Princeps may take an infoslave skull 10 pts

SICARIAN INFILTRATORS

185 points

	CC	CT	F	E	PV	I	A	Cd	Sv	Type d'Unité	Composition d'Unité
Sicarian Infiltrator	4	4	4	3	2	4	2	8	4+	Infanterie	4 Sicarian Infiltrators
Infiltrator Princeps	4	4	4	3	2	4	3	9	4+	Infanterie (Personnage)	1 Infiltrator Princeps

ÉQUIPEMENT:

- Cuirasse Sicarian
- Épée énergétique
- Mitraillette

RÈGLES SPÉCIALES:

- Discrétion
- Éclaireur des dunes
- Impératifs Doctrinaires
- Infiltration
- Insensible à la Douleur
- Massif

Aura Neurostatique: Toutes les figurines ennemies à 6" ou moins d'au moins une figurine avec cette règle spéciale soustraient -1 à leurs valeurs de CC, CT, I et Cd.

OPTIONS:

- Ajouter jusqu'à 5 Sicarian Infiltrators 35 pts/figurine
- L'Infiltrator Princeps peut prendre des objets des listes **Équipements Spéciaux** et **Reliques de Mars**.
- L'escouade entière peut remplacer ses mitraillettes et ses épées énergétiques par des éclateurs à fléchettes et des matraques taser gratuit
- L'Infiltrator Princeps peut recevoir un crâne infoslave 10 pts

SICARIAN INFILTRATORS

185 Punkte

	KG	BF	S	W	LP	I	A	MW	RW	Einheitentyp	Zusammensetzung
Sicarian Infiltrator	4	4	4	3	2	4	2	8	4+	Infanterie	4 Sicarian Infiltrators
Infiltrator Princeps	4	4	4	3	2	4	3	9	4+	Infanterie (Charaktermodell)	1 Infiltrator Princeps

AUSRÜSTUNG:

- Sicarian-Schlachtrüstung
- Sturmkarabiner
- Energieschwert

SONDERREGELN:

- Doctrina-Imperative
- Dünenschreiter
- Infiltrieren
- Massig
- Tarnung
- Verletzungen ignorieren

Neurostatische Aura: Alle feindlichen Modelle innerhalb von 6 Zoll um mindestens ein Modell mit dieser Sonderregel subtrahieren jeweils 1 von ihren Werten Kampfgeschick, Ballistische Fertigkeit, Initiative und Moralwert.

OPTIONEN:

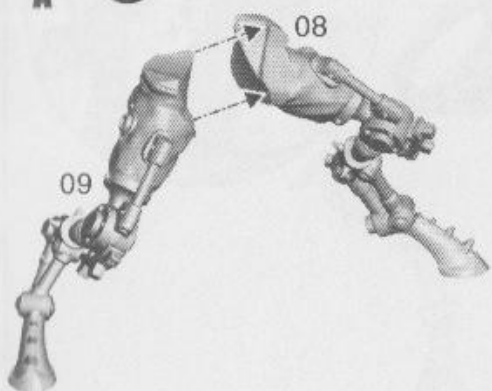
- Darf bis zu fünf zusätzliche Sicarian Infiltrators enthalten 35 Pkt./Modell
- Der Infiltrator Princeps darf Gegenstände von den Listen **Spezielle Ausrüstung** und **Relikte des Mars** erhalten.
- Die gesamte Einheit darf ihre Sturmkarabiner und Energieschwerter durch Flechetteblaster und Taserstäbe ersetzen kostenlos
- Der Infiltrator Princeps darf einen Datenerfassungsschädel erhalten .. 10 Pkt.

10 RUSTSTALKER PRINCEPS A-F

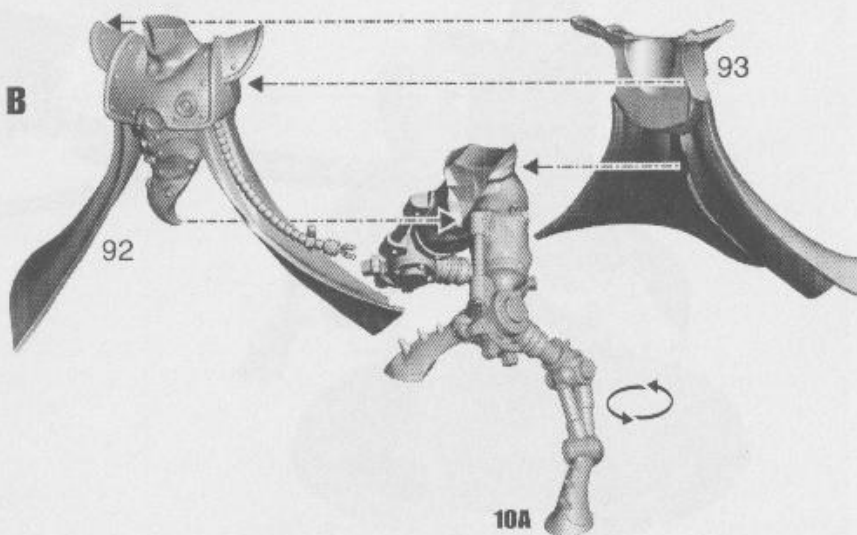
A



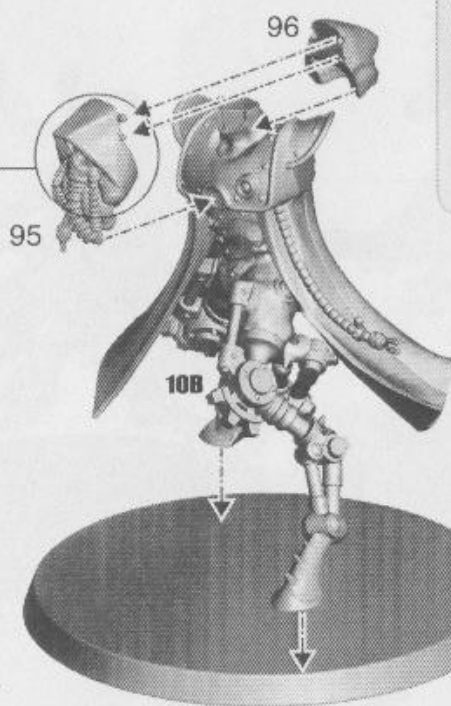
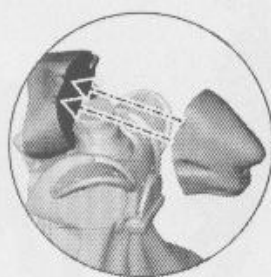
RUSTSTALKER G-I



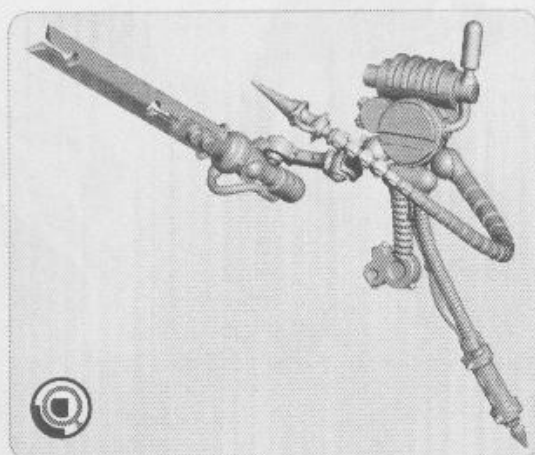
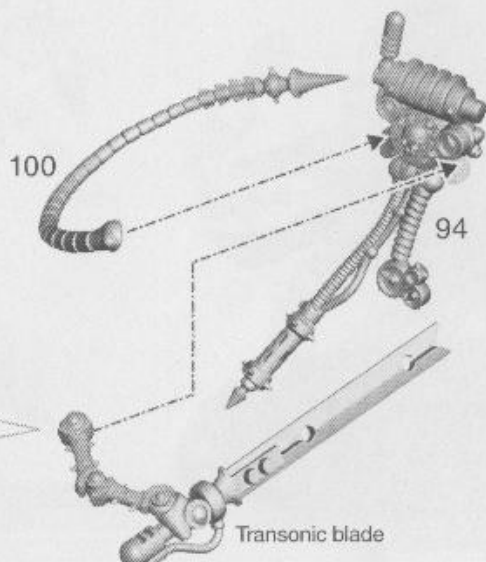

B



C

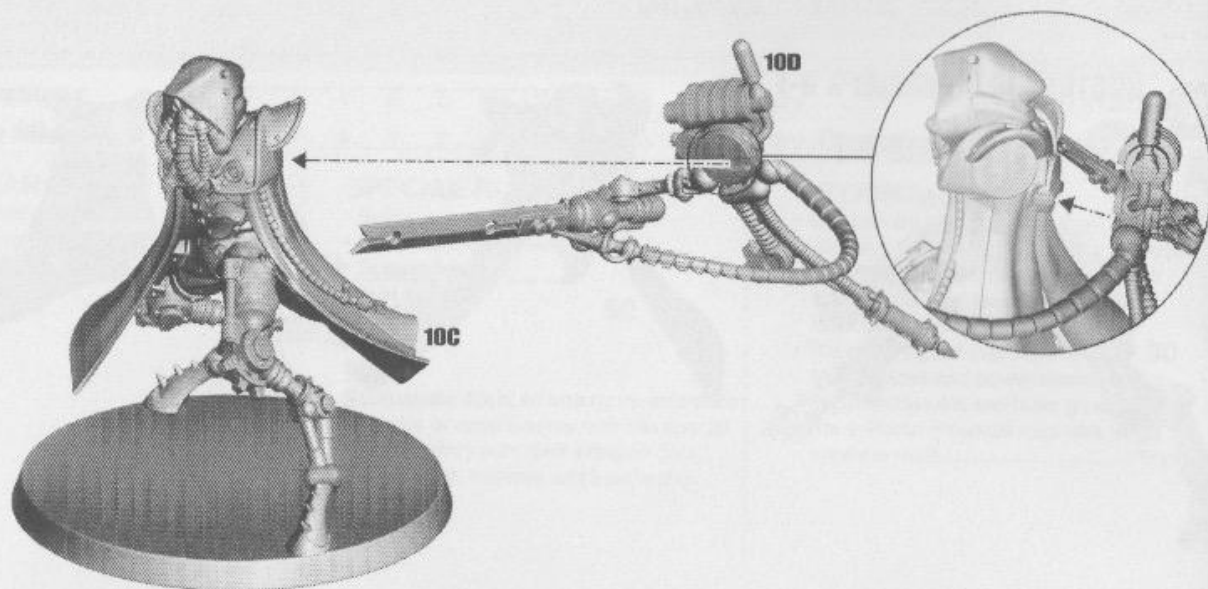


D




Transonic blade

E



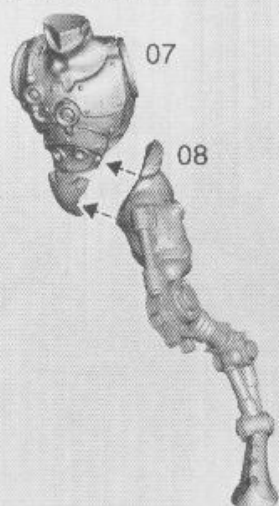
F



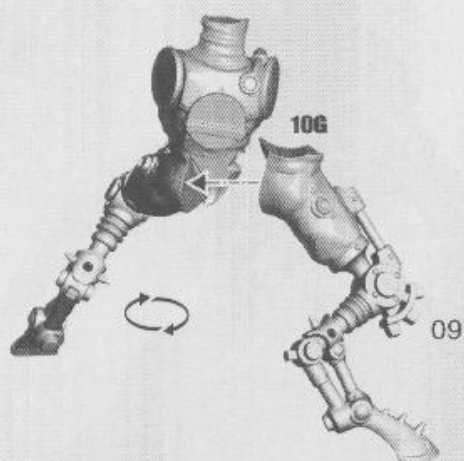


RUSTSTALKER 1

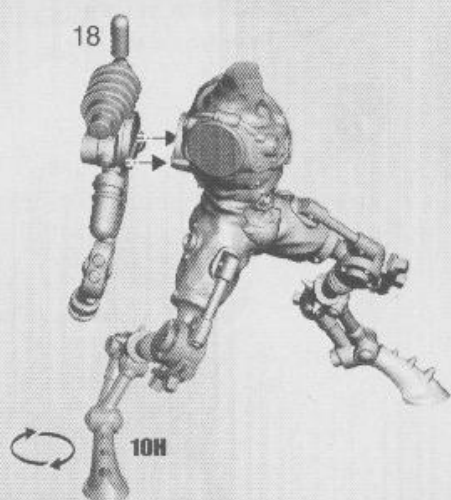
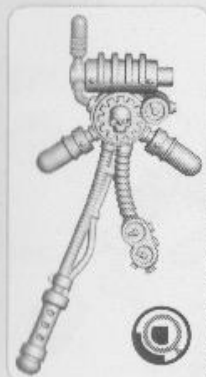
G




H



I



J




K




L-M




N





L 




N 



41




M

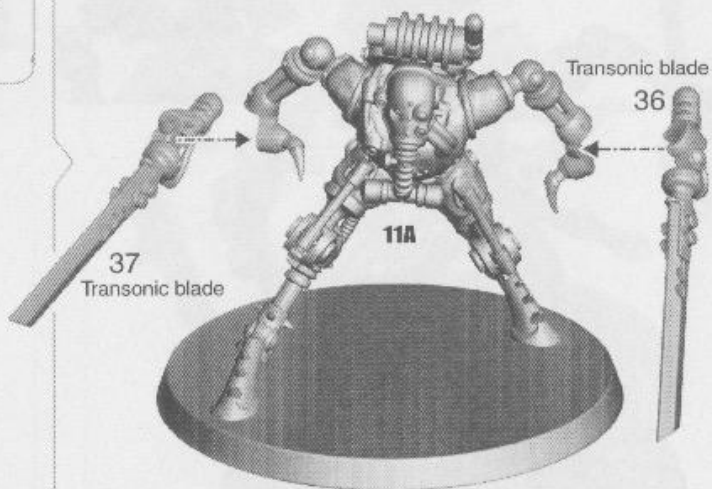


11 RUSTSTALKER 2


A





B/1



B/2




C

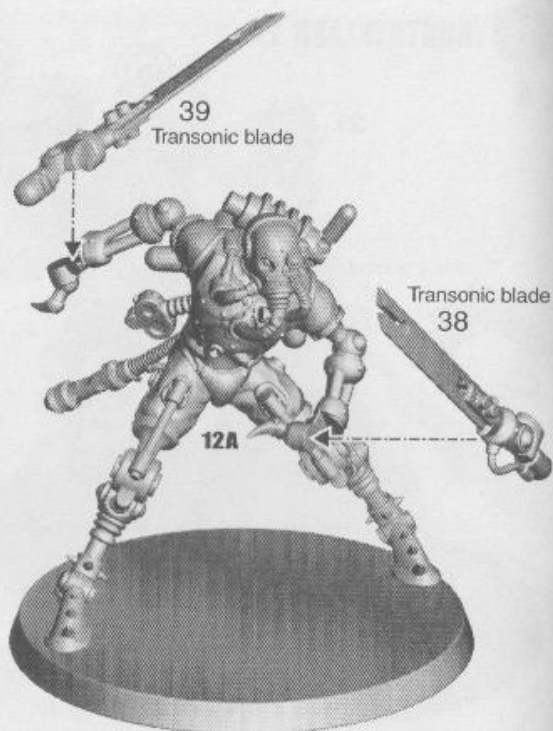


12 RUSTSTALKER 3

A



B/1



B/2



C


49

Chordclaw

Transonic razor

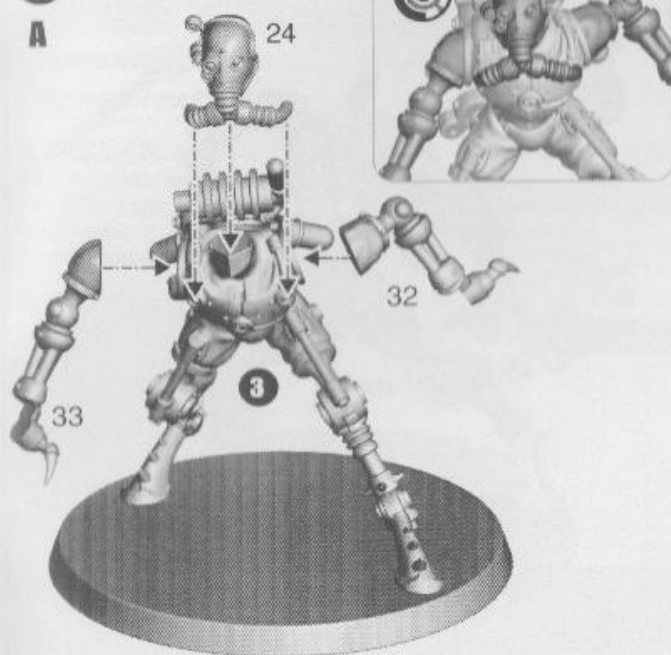
48

12B/2




13 RUSTSTALKER 4


A




B/1



B/2

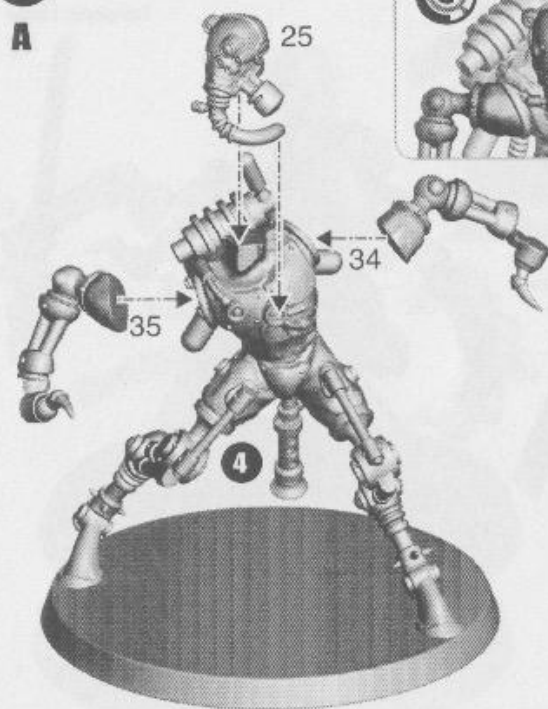


C




14 RUSTSTALKER 5


A



B/1



B/2



C

