



Free Downloads of Build Instructions,
Assembly Booklets & How To Guides

BuildInstructions.com

PROTEUS PATTERN

LAND SPEEDER — SET TWO

Mainstays of most Space Marine Legion armouries, Land Speeders are high-speed reconnaissance and rapid attack skimmers that utilise anti-gravity technology to achieve extraordinary battlefield mobility and speed. Combined with their heavy weaponry, this enables Land Speeders to form a core of rapidly-deployable tank hunters and close-air support units for a Space Marine force.



THIS IS NOT A TOY

Not suitable for children under 15 years of age.

WARNING: Resin dust can be harmful if inhaled. Always wear a dust mask or respirator when sanding or sawing resin parts.

**GAMES
WORKSHOP**

games-workshop.com

www.forgeworld.co.uk



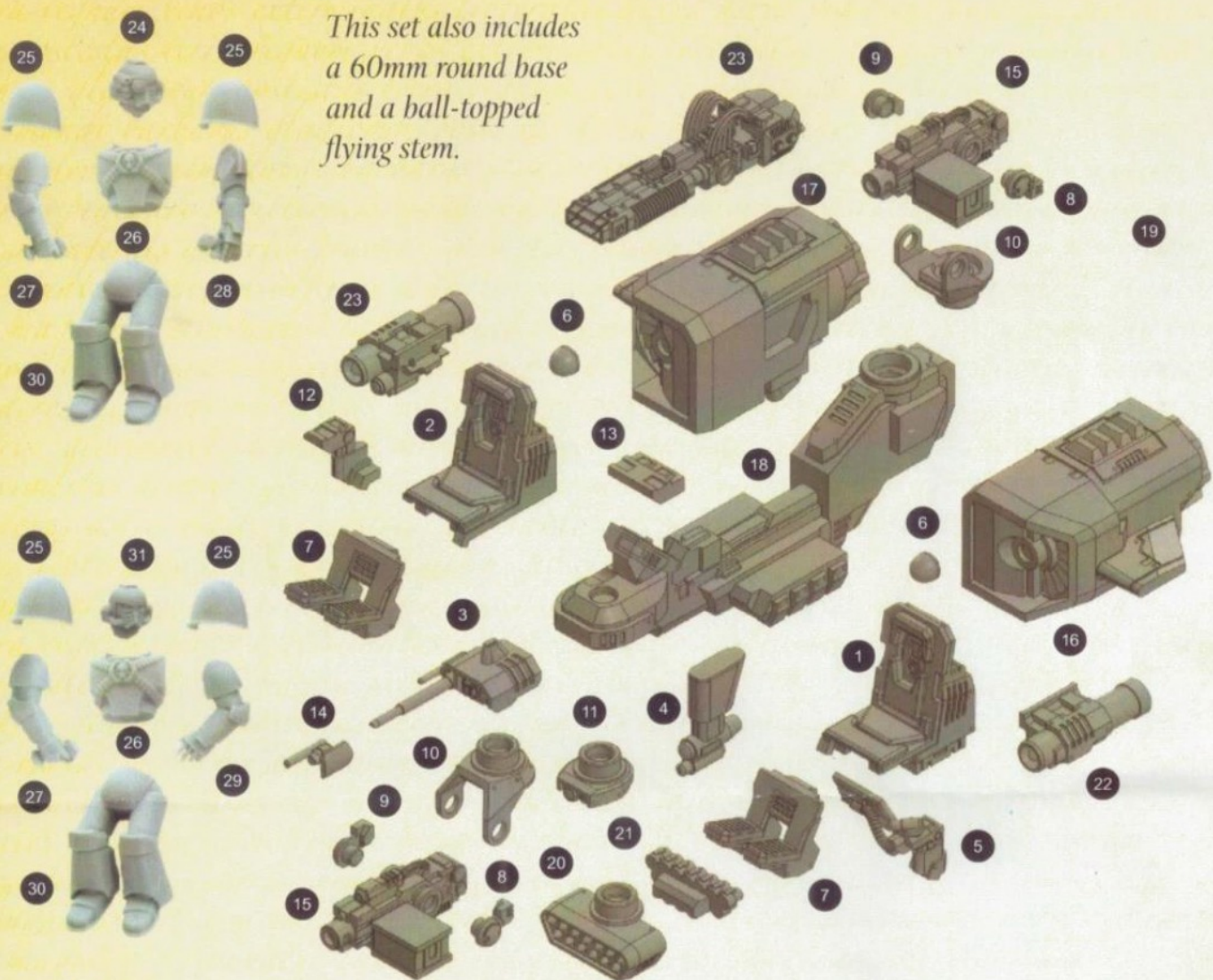
993201010599

Forge World

Components

Before assembly, check that none of the components are missing.

This set also includes a 60mm round base and a ball-topped flying stem.



- | | | |
|-----------------------------|---------------------------------|----------------------------|
| 1. Left Seat | 13. Console | 24. Pilot Head |
| 2. Right Seat | 14. Antenna End | 25. Shoulder Pad x4 |
| 3. Antenna | 15. Heavy Bolter x2 | 26. Torso x2 |
| 4. Terrain-following Sensor | 16. Left Turbofan | 27. Joystick Right Arm x2 |
| 5. Weapons Console | 17. Right Turbofan | 28. Throttle Left Arm |
| 6. Turbofan Nose-cone x2 | 18. Airframe | 29. Systems Panel Left Arm |
| 7. Footrest x2 | 19. Havoc Launcher | 30. Legs x2 |
| 8. Left Turret Pin x2 | 20. Havoc Launcher Rear | 31. Gunner Head |
| 9. Right Turret Pin x2 | 21. Left Hunter-killer Missile | |
| 10. Weapon Mount x2 | 22. Right Hunter-killer Missile | |
| 11. Sensor | 23. Volkite Culverin | |
| 12. Flight Control Column | | |

Component Highlight



Do Not Glue



Insert



Parts for Assembly



Glue Contact Area



Optional Assembly



If you need to contact the Forge World Customer Service team regarding this model, you can get in touch via email – forgeworld@gwplc.com – or call:

0115 900 4995 within the UK


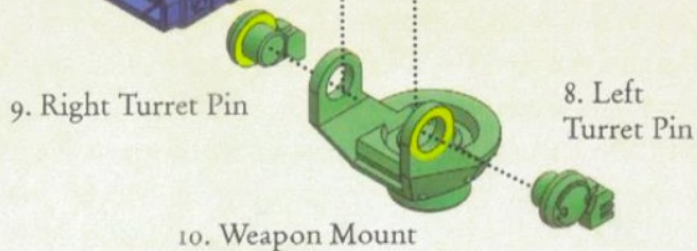
011 44 115 900 4995 from the USA and Canada

0011 44 115 900 4995 from Australia

00 44 115 900 4995 from Europe and the rest of the world.

I

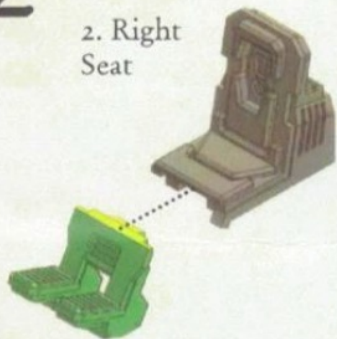
23. Volkite Culverin



You have the option of a Heavy Bolter, Volkite Culverin or Heavy Flamer for the upper turret. The Heavy Bolter is also an option for the nose Turret.

2

2. Right Seat

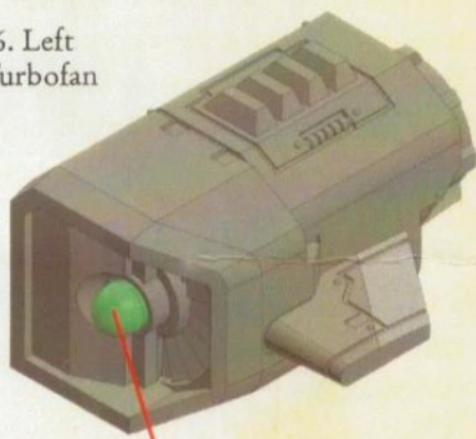


1. Left Seat



3

16. Left Turbofan

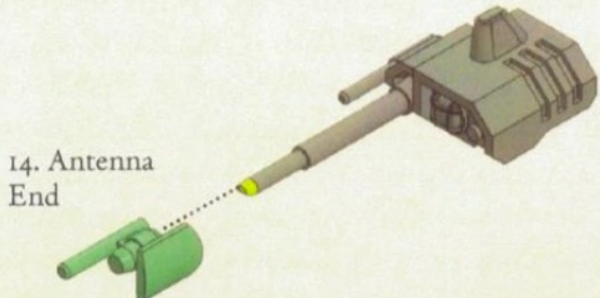


6. Turbofan Nose-cone

Repeat this stage with part 17. Right Turbofan.

4

3. Antenna




14. Antenna End

5


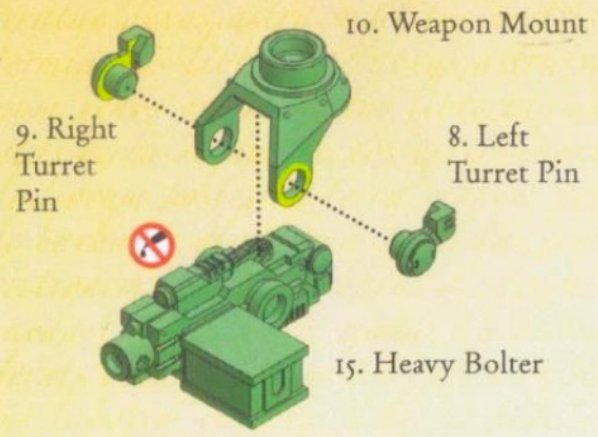
18. Airframe

13. Console

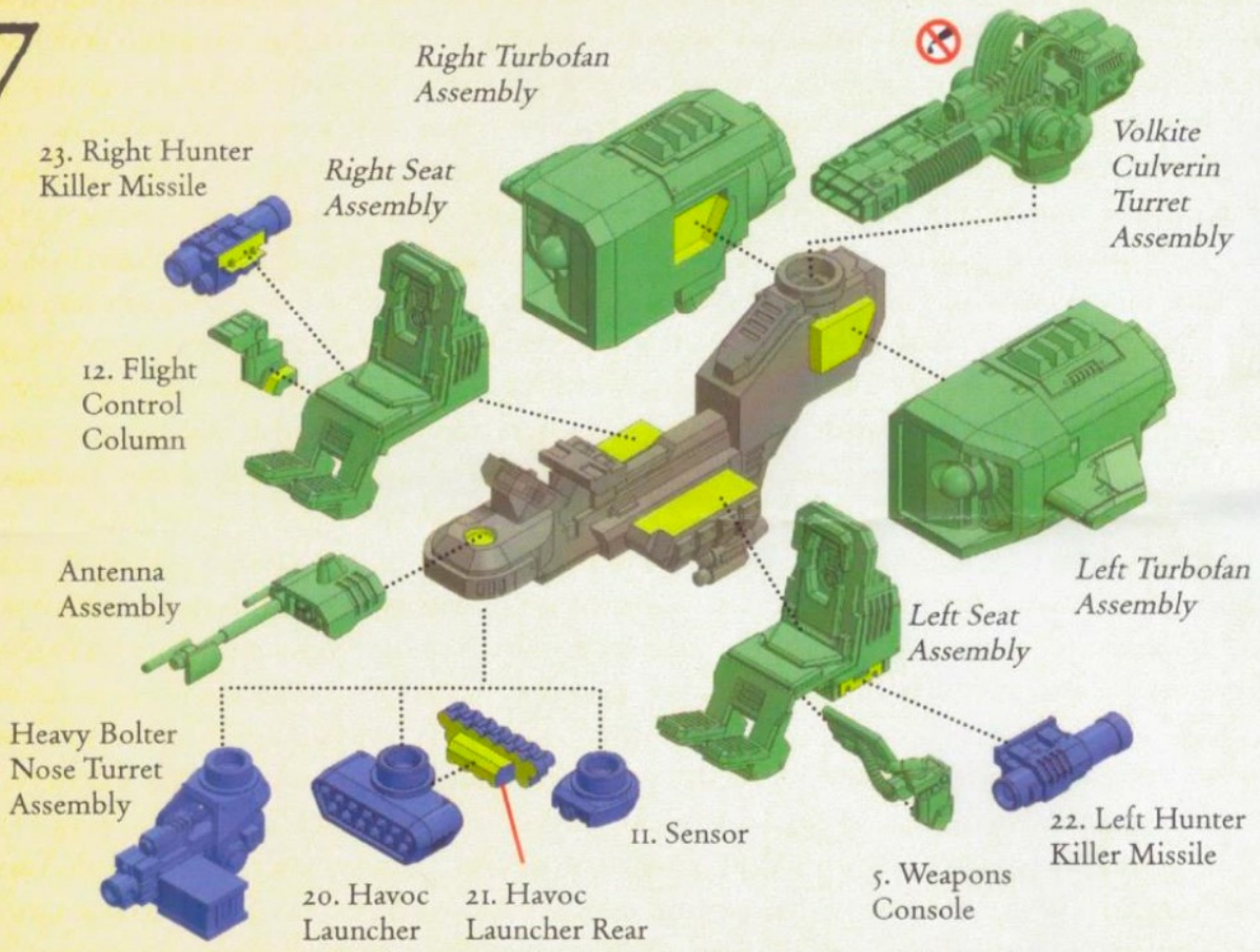


4. Terrain-following Sensor

6



7



4x1mm magnets can be used to secure the Sensor and Antenna Assembly in place.

8

