




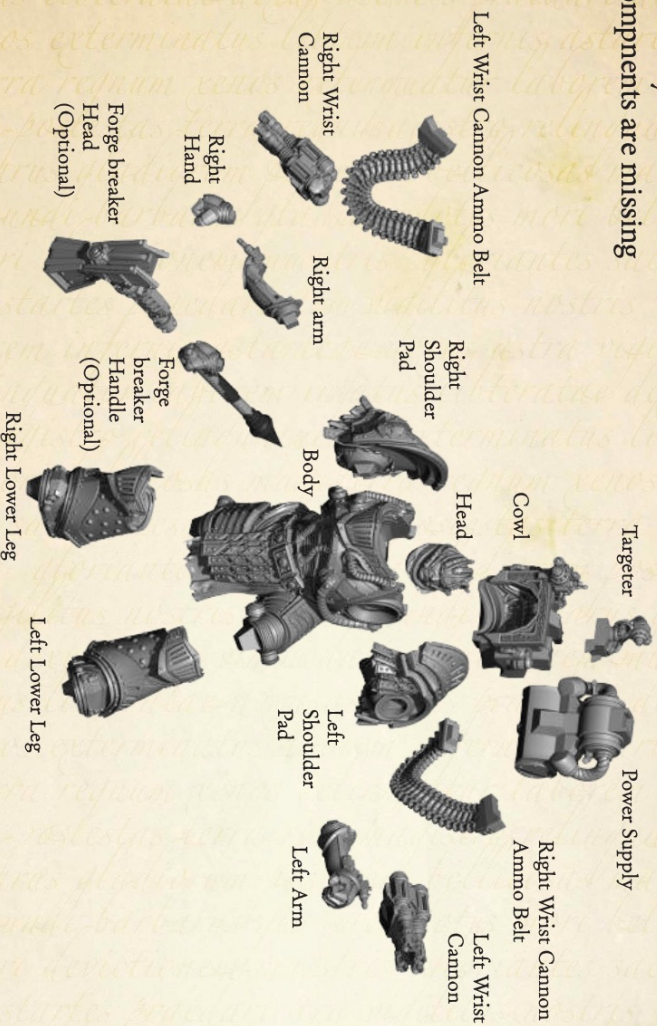
Free Downloads of Build Instructions,
Assembly Booklets & How To Guides

BuildInstructions.com

PERTURABO PRIMARCH OF THE IRON WARRIORS

Components

Before assembly check that none of the components are missing



Preparing the Model for Assembly

Before assembling the model it is advised to wash each part thoroughly with an abrasive brush to remove any model release agent that may still be on the surface of the parts.

Next remove any excess resin such as mould lines, casting gates, vents and shims. For a more detailed guide to working with resin models go to downloads section of the Forge World website.

This kit contains all the pieces required to construct Perturabo - Primarch of the Iron Warriors, with or without the hammer Forgebreaker.
To glue the resin pieces together use Citadel Super Glue.

NOTE: We have cast this kit using the most advanced techniques and the best quality resin, but due to the nature of the casting process your model may contain very slight air bubbles. These can easily be filled with model filler or super glue. Any slight warpage of thin parts can easily be corrected by immersing the part in hot tap water for about 1 minute then carefully bending it back into shape.


THIS IS NOT A TOY

Not suitable for children under 15 years of age.

WARNING: Resin dust can be harmful if inhaled. Always wear a dust mask or respirator when sanding or sawing resin parts.

Make sure the Head is in place before the Cowl is attached. If you plan to paint the head separately make sure then keep the Cowl separate until final assembly.


It is not obvious which Wrist Cannon is the Left or the Right so it is recommended to dry fit them to the arms before gluing.



The Ammo belt should be attached after the Power Supply, Arms and Wrist Cannons have been added.

The model shown on the left includes the optional Forgebreaker Hammer.

Primarch Base One and Two are the two elements used for the gaming base. If you want the gaming base to be removable from the scenic base do not glue



© Copyright Games Workshop Limited 2015.
All rights reserved.

Forge World

**GGAMES
WORKSHOP**

games-workshop.com

www.forgeworld.co.uk

forgeworld.co.uk