



Free Downloads of Build Instructions,
Assembly Booklets & How To Guides

BuildInstructions.com

WARHAMMER 40,000

DAKKAJET

KAZA A CHORRD | ZMITRAGLIAPLANO | ダッカジェット | 蛮人战斗机



READ THIS FIRST | À LIRE EN PRIORITÉ | BITTE BEACHTEN | LEE ESTO PRIMERO | LEGGI PRIMA QUESTO | 最初にお読みください。| 请优先阅读

ENG BEFORE ASSEMBLING YOUR MINIATURES, PLEASE READ THROUGH THE INSTRUCTIONS IN THIS BOOKLET CAREFULLY. A pair of plastic cutters is required to remove the plastic components in this kit from their frame. We advise using a mouldline scraping tool to clean up the parts. To assemble your model you will need plastic glue. Games Workshop sells Citadel Fine Detail Cutters, Citadel Mouldline Remover and Citadel Plastic Glue, but does not recommend these products for use by children under the age of 16 without adult supervision.

FRE AVANT D'ASSEMBLER VOS FIGURINES, VEUILLEZ LIRE ATTENTIVEMENT LES INSTRUCTIONS DE CE LIVRET. Une pince coupante est requise pour détacher chaque élément de sa grappe. Nous vous recommandons l'utilisation d'un grattoir pour ébarber les éléments. Pour l'assemblage, vous aurez également besoin de colle plastique. Games Workshop commercialise les Pinces de Précision Citadel, l'Ebarboir Citadel et la Colle Plastique Citadel, mais n'en recommande pas l'utilisation pour des enfants de moins de 16 ans sans la supervision d'un adulte.

ESP POR FAVOR, LEE CUIDADOSAMENTE ESTE LIBRETO DE INSTRUCCIONES ANTES DE EMPEZAR A MONTAR LAS MINIATURAS. Te harán falta unas tenazas para plástico a fin de separar las piezas de la matriz. También aconsejamos una herramienta para rebabas a fin de limpiar cada pieza. Para montar la miniatura necesitarás pegamento para plástico. Games Workshop vende Tenazas Citadel, Herramientas para rebabas Citadel y Pegamento para plástico Citadel, pero no recomienda estos productos a menores de 16 años sin la supervisión de un adulto.

GER VOR DEM ZUSAMMENBAU DER MINIATUREN BITTE DIE ANWEISUNGEN IN DIESER ANLEITUNG AUFMERKSAM DURCHLESEN. Du benötigst einen

Kunststoffseitenschneider, um die Kunststoffbauteile aus dem Gussrahmen herauszutrennen, und Kunststoffkleber, um die Miniatur zusammenzubauen. Außerdem empfehlen wir, die Bauteile vorher mit einem Gussgratentferner zu säubern. Games Workshop bietet Präzisions-Kunststoffseitenschneider von Citadel sowie Citadel-Kunststoffkleber an, empfiehlt aber, dass Kinder unter 16 Jahren diese nur unter Aufsicht eines Erwachsenen benutzen.

ITA PRIMA DI ASSEMBLARE LE TUE MINIATURE LEGGI ATTENTAMENTE TUTTE LE ISTRUZIONI DI QUESTO LIBRETTO. Sono necessarie un paio di tronchesine per plastica per staccare i componenti dai loro sprue. Consigliamo di usare un attrezzo apposito per pulire i componenti. Per assemblare il modello avrai bisogno di colla per plastica. Games Workshop vende Tronchesine di precisione Citadel, Attrezzo per ripulire Citadel e Colla per plastica Citadel, ma non consiglia questi prodotti ad un pubblico minore di 16 anni senza la supervisione di un adulto.

日本語 本キット内のフレームからプラスチックパーツを切り離すためには、ニッパーが必要です。パーツのモールドを平らにするには、専用ツールの使用をお勧めいたします。本キットの組み立てには、プラ用接着剤が必要です。ゲームズワークショップはシタデル・ニッパー、プラ用接着剤、シタデル・モールドラインリムーバーを販売しておりますが、16歳以下の子供が大人の監督なしにこれらの道具を使用されることをお勧めしません。

中文 你需要一把模型剪将塑料部件从板件上剪下来。我们建议使用分模线刮刀来处理零件。组装时你还需要用到模型胶水。你可以从 Games Workshop 处购买到 Citadel Fine Detail Cutter 模型剪、Citadel Mouldline Remover 分模线刮刀和 Citadel Plastic Glue 模型胶，但 16 岁以下儿童不得在没有成年人监护的情况下使用这些产品。

- ! Special instruction - Please read
- Instructions spéciales - Lire attentivement
- Instrucción especial: Por favor, léela
- Besondere Anweisung - Bitte lesen
- Istruzioni speciali - Leggi attentamente
- 特記事項 - 必ずお読みください
- 特殊说明 - 请详阅

- ⚙ Variant assembly
- Variante d'assemblage
- Variante de montaje
- Bauvariante
- Assemblaggio alternativo
- 組み立てバリエーション
- 多种组装方式

- 🔄 Choice of parts
- Choix d'éléments
- Modelos de componentes
- Auswahl an Teilen
- Scelta di componenti
- パーツの選択
- 选择部件

- 🖌 Paint before assembly
- Peindre avant assemblage
- Pintar antes del montaje
- Erst bemalen, dann zusammenbauen
- Dipingi prima dell'assemblaggio
- 組み立て前にペイントすること
- 组装前涂装

CHOOSE THE VARIANT YOU WANT TO BUILD | CHOISISSEZ LA VARIANTE À ASSEMBLER | ELIGE QUÉ VERSIÓN QUIERES MONTAR | WÄHLE DIE VARIANTE, DIE DU BAUEN MÖCHTEST
SCEGLI LA VARIANTE CHE VUOI ASSEMBLARE | 組み立てバリエーションの選択 | 选择你喜欢的拼装方式

⚙ • Dakkajet • Kaza a chorro • Zmitragliapiano • ダッカジェット • 蛮人战斗机



STEPS | ÉTAPES | PASOS
SCHRITTE | FASI | ステップ | 步骤

1 - 2

⚙ • Burna-Bommer • Krama-bomba • Kemabombardero • Brennabomba
• Bombardazkotta • バーナボマー • 烈火轰炸机



STEPS | ÉTAPES | PASOS
SCHRITTE | FASI | ステップ | 步骤

1 ; 3 - 5

⚙ • Blitz-Bommer • Blitz-bomba • Kazabombardero • Blitzbomba
• Bombardattakka • ブリツァボマー • 闪电轰炸机



STEPS | ÉTAPES | PASOS
SCHRITTE | FASI | ステップ | 步骤

1 ; 6

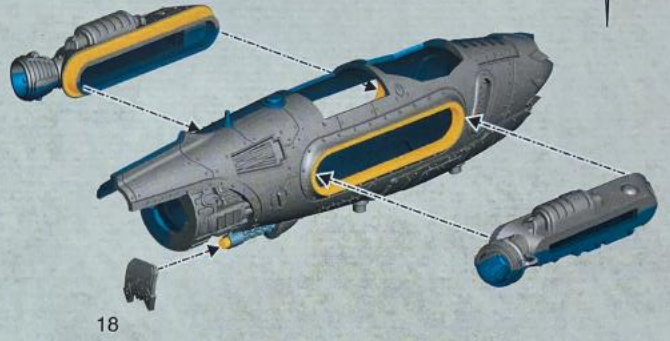
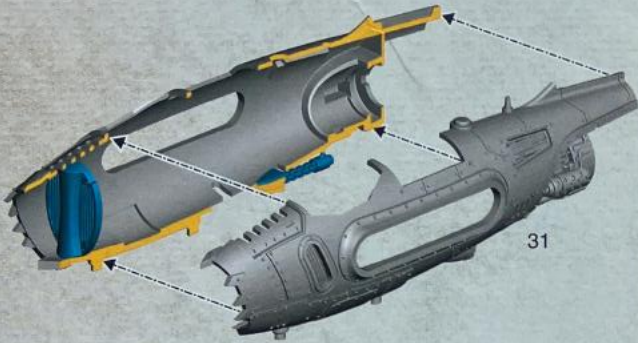
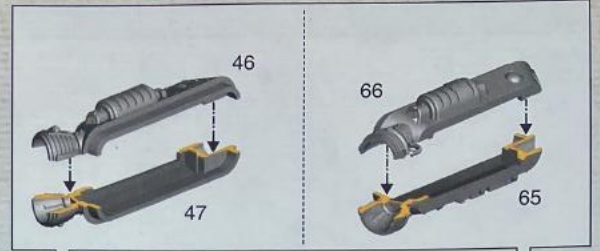
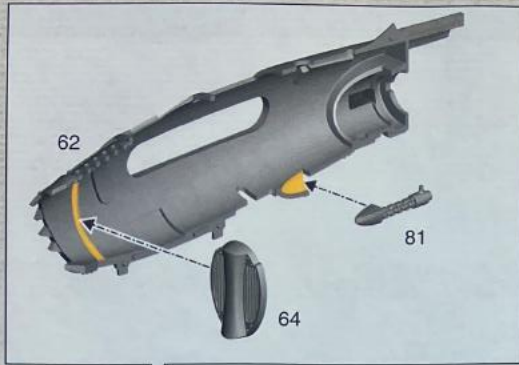
⚙ • Wazbom Blastajet • Klat'jet Wazbom • Kazavionez a chorro • Wazbom-Blastajet • Zkoppiapiano Wazbom • ワズボム・プラスタジェット • 爆炸喷气战机



STEPS | ÉTAPES | PASOS
SCHRITTE | FASI | ステップ | 步骤

7

1 a



1 b



- Choose the variant you want to build
- Choisissez la variante à assembler
- Elige qué versión quieres montar
- Wähle die Variante, die du bauen möchtest
- Scegli la variante che vuoi assemblare
- 組み立てバリエーションの選択
- 选择你喜欢的拼装方式

2



• Dakkajet • Kaza a chorro • Zmitragliaplano
• タッカジェット • 蛮人战斗机

3-5



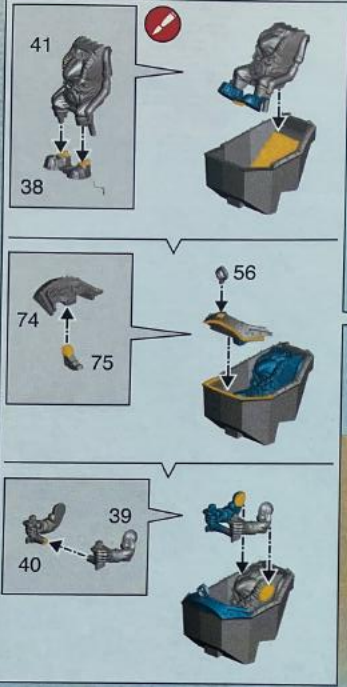
• Burna-Bommer • Krama-bomba
• Kemabombardero • Brennabomba
• Bombardazkotta • バーナボマー
• 烈火轰炸机

6

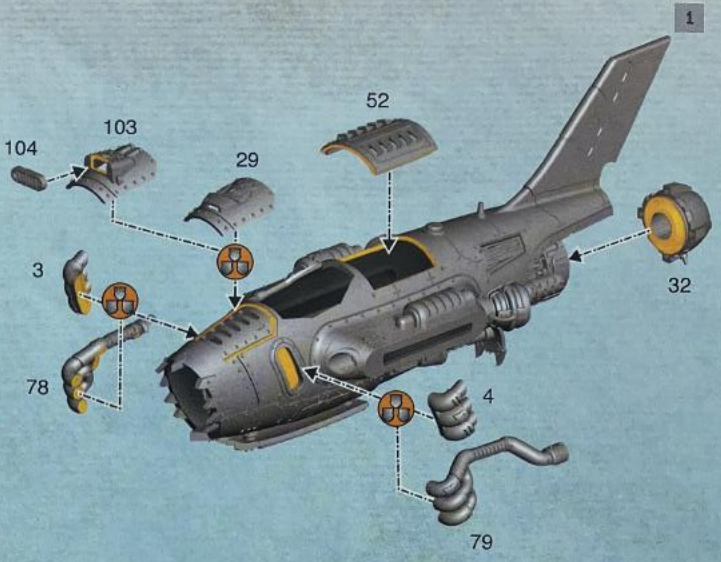


• Blitza-Bommer • Blitzabomba
• Kazabombardero • Blitzabomba
• Bombardattakka • ブリッツアボマー
• 闪电轰炸机

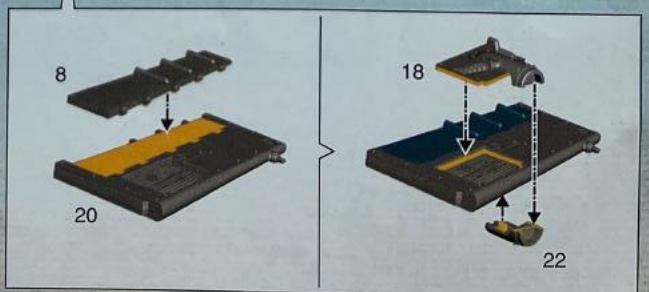
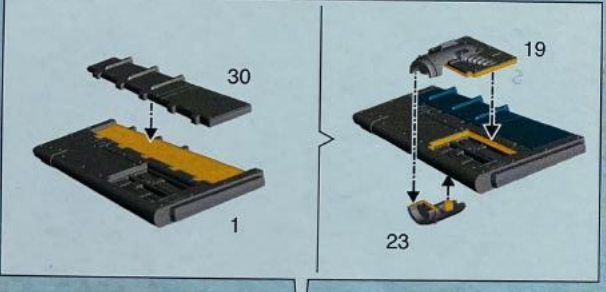
2 a



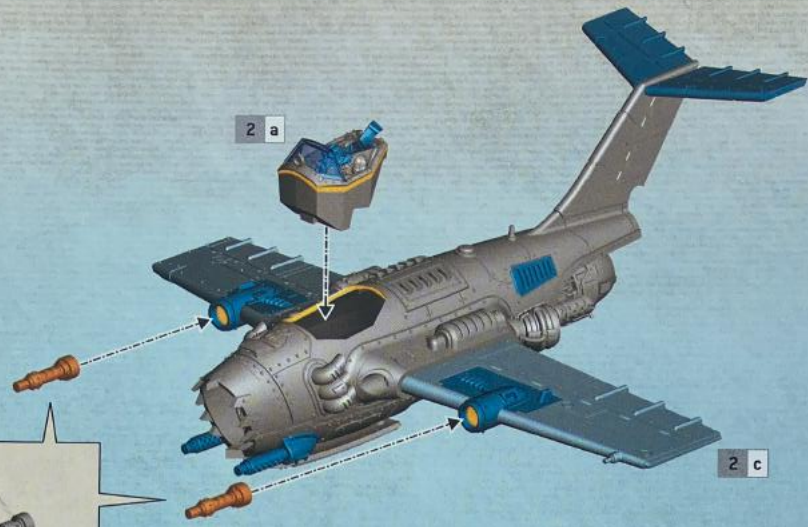
2 b



2 c



2 d

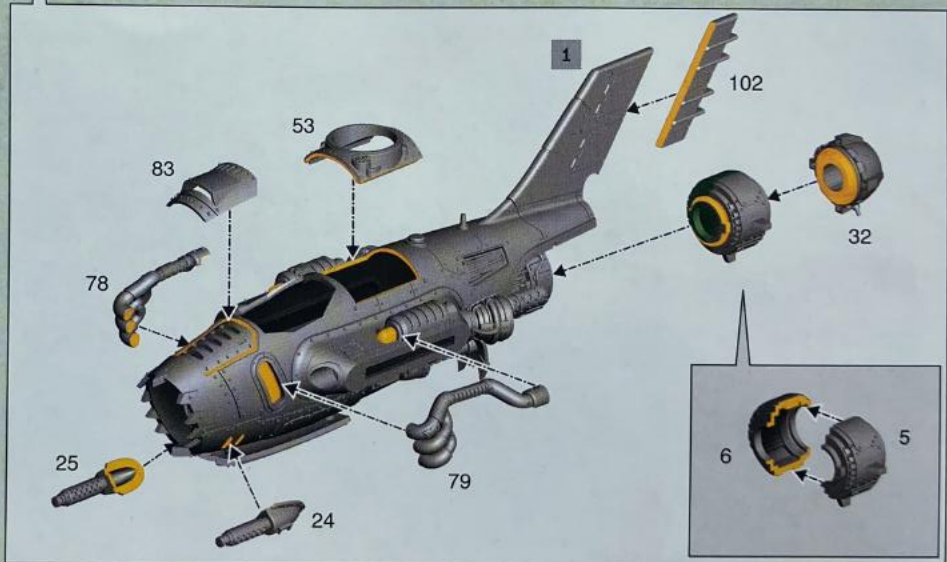
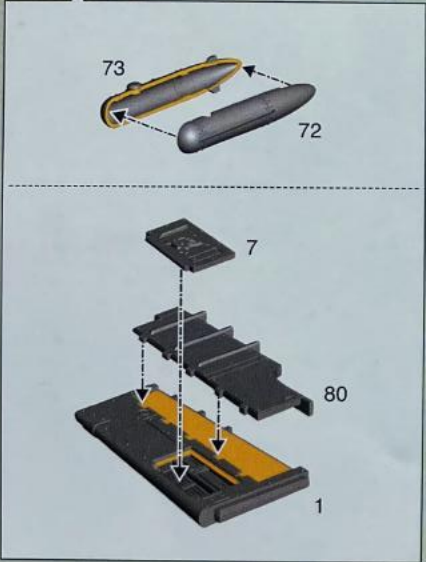
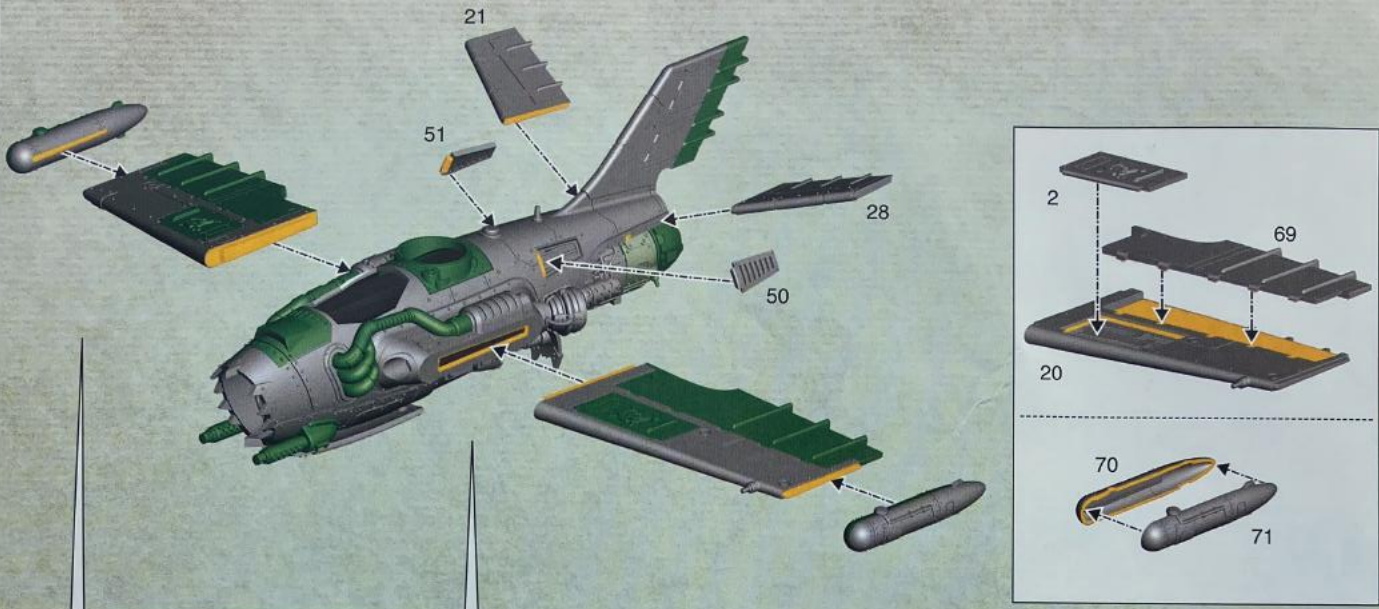


2 e


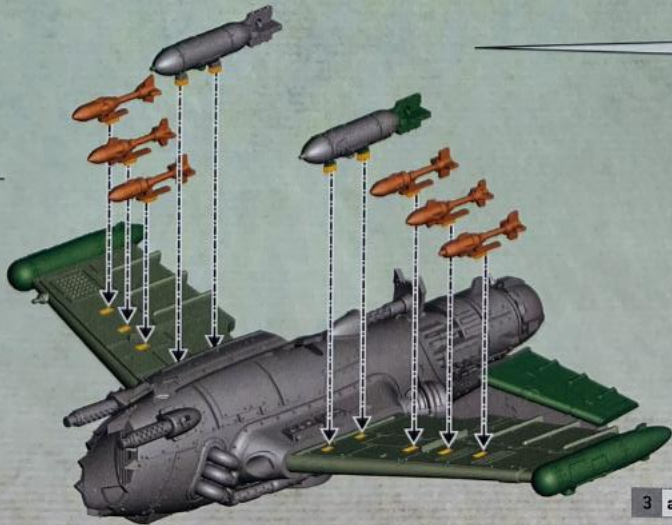


Ø 120mm

3 a



3 b



4 a

41 38 87 74 75 76 40 39 42 43 45 107 108

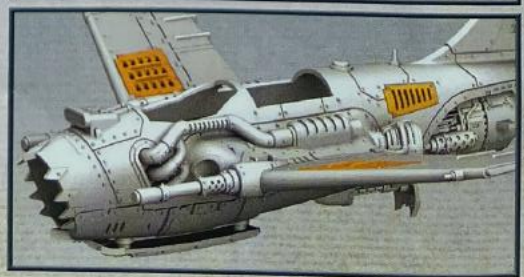

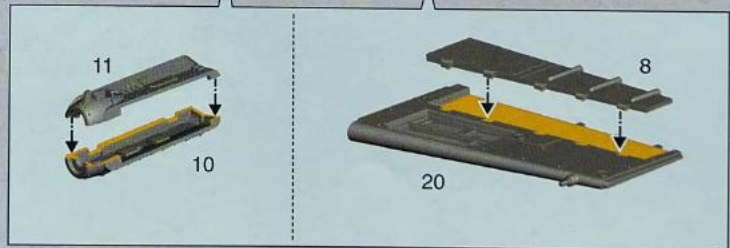
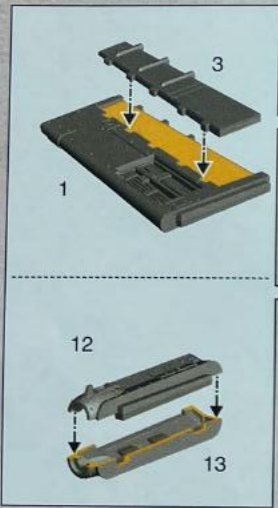
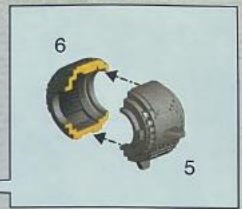
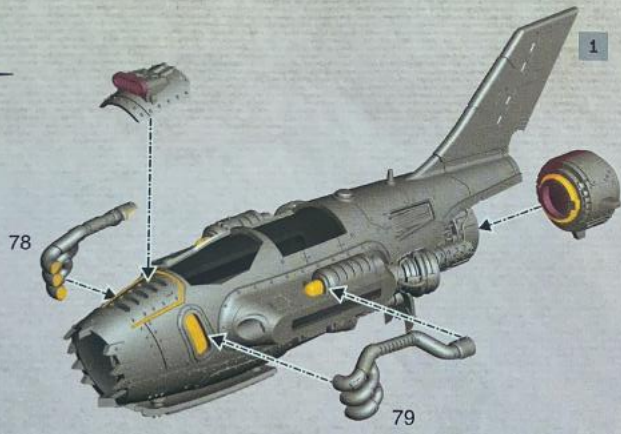
4 b

58 67 55 57 56 37 33 34 35 36 109 60

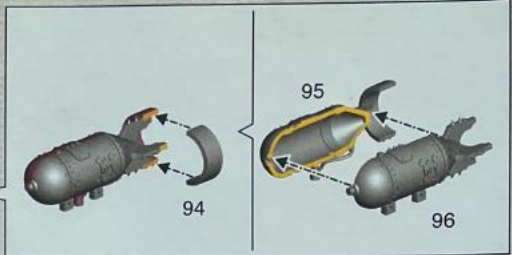


5

4 a 4 b 3 120mm

6 a

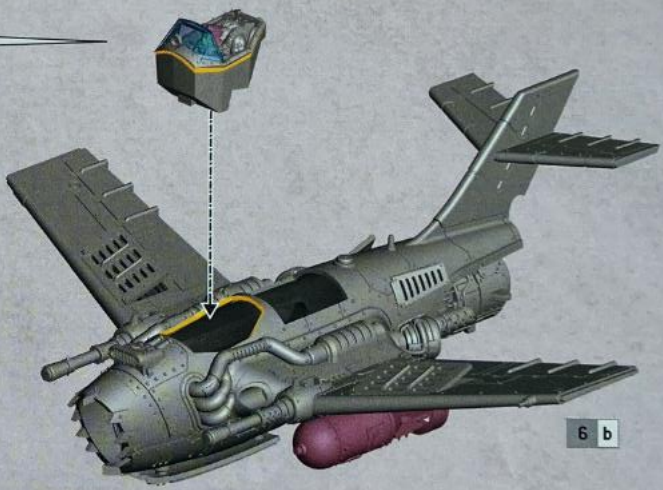


6 b



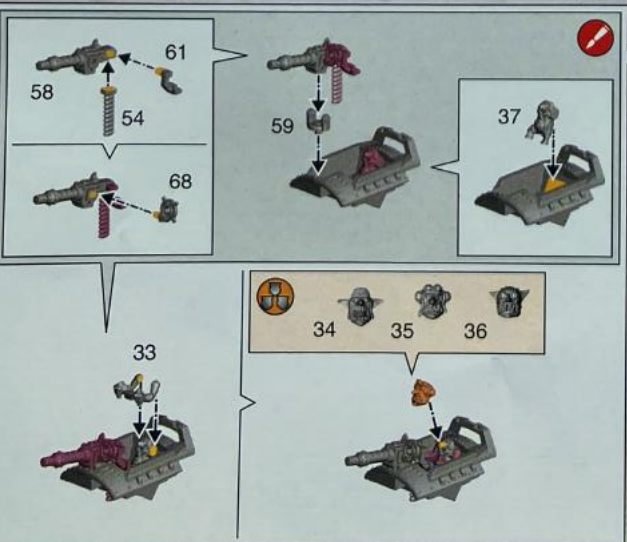
6 a

6 c




6 b

6 d



6 c

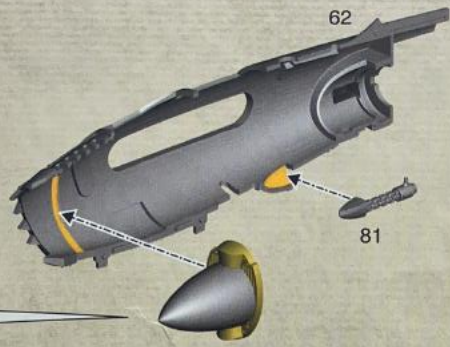
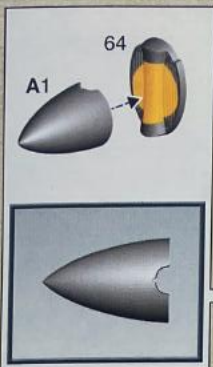
6 e



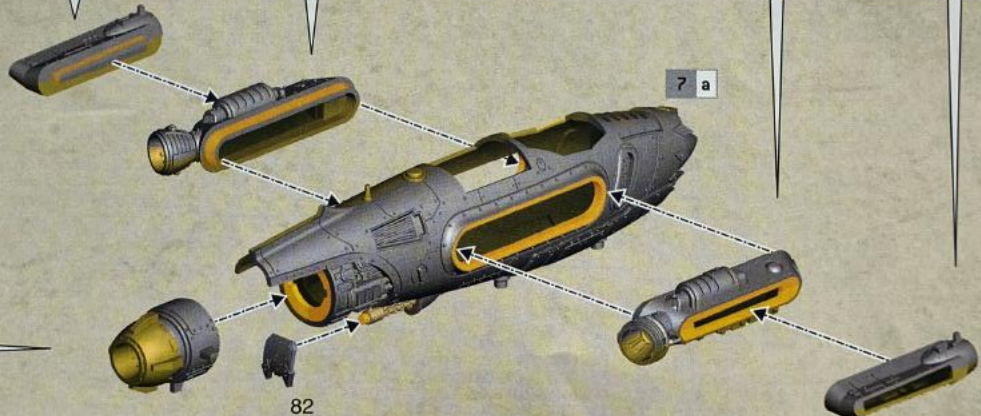
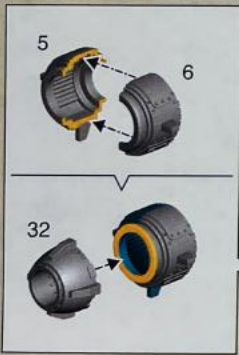
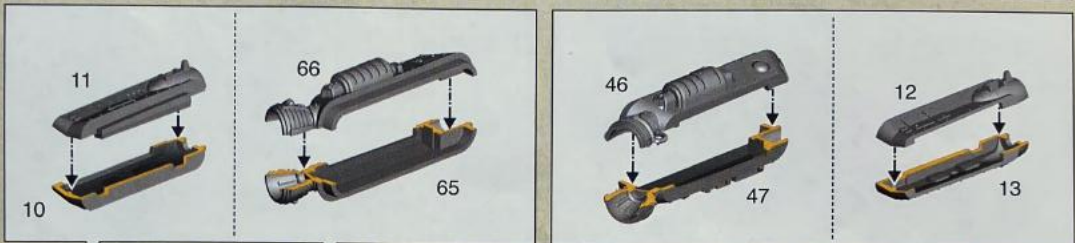
6 d




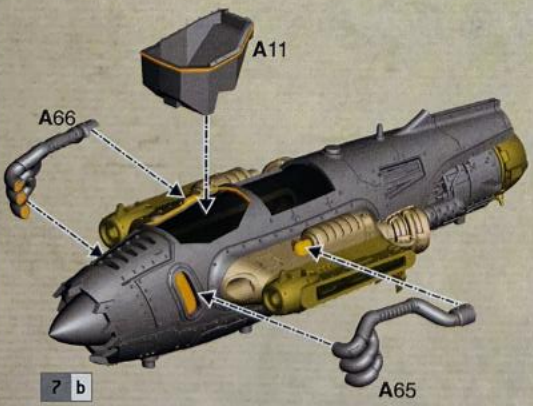
7 a




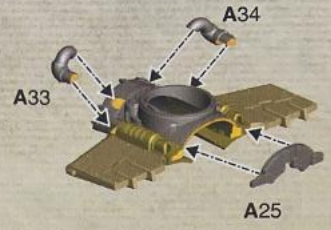
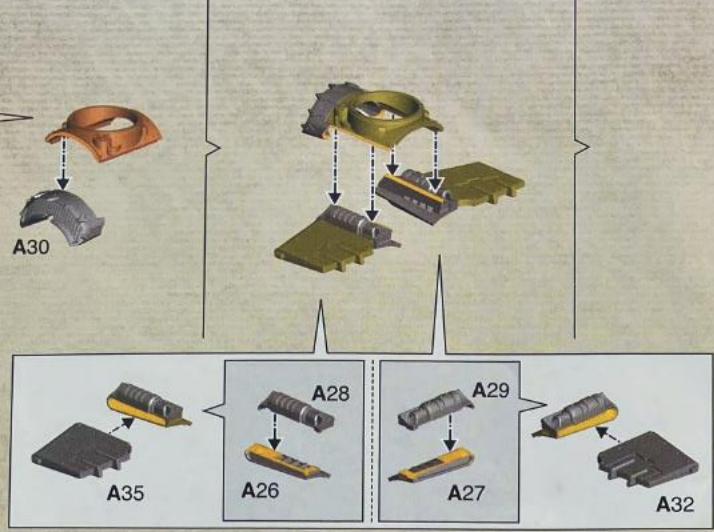
7 b



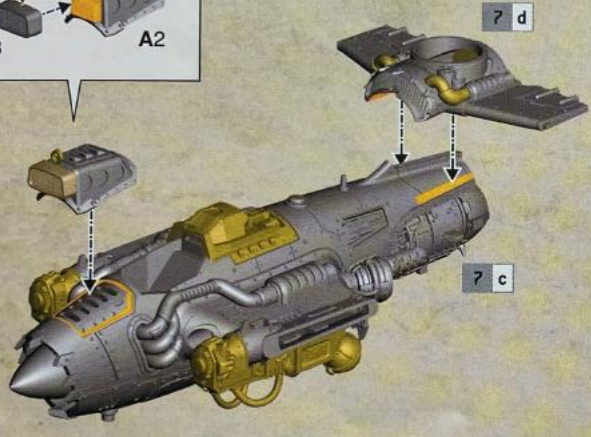
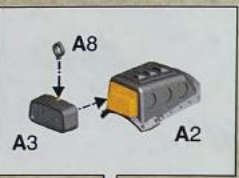
7 c



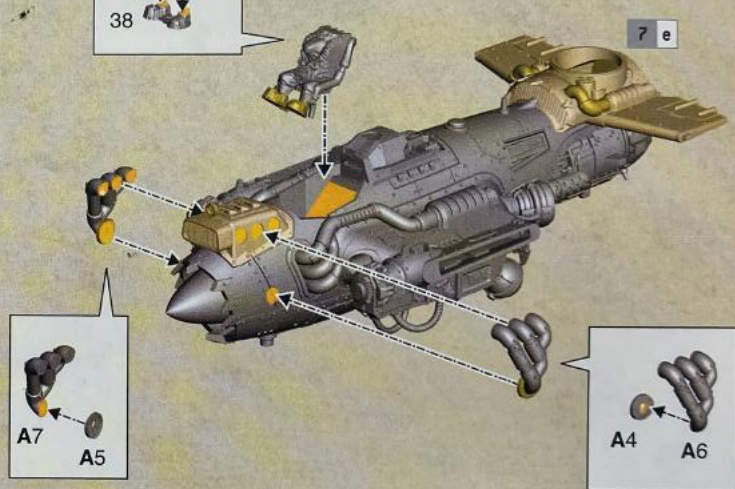
7 d



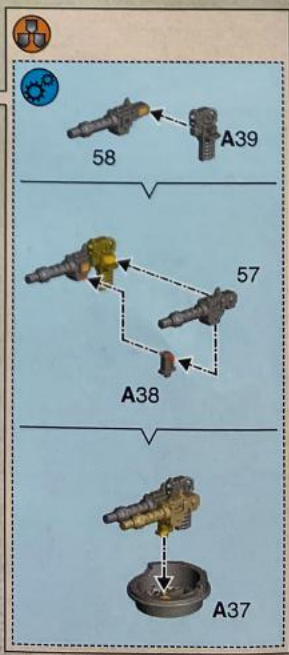
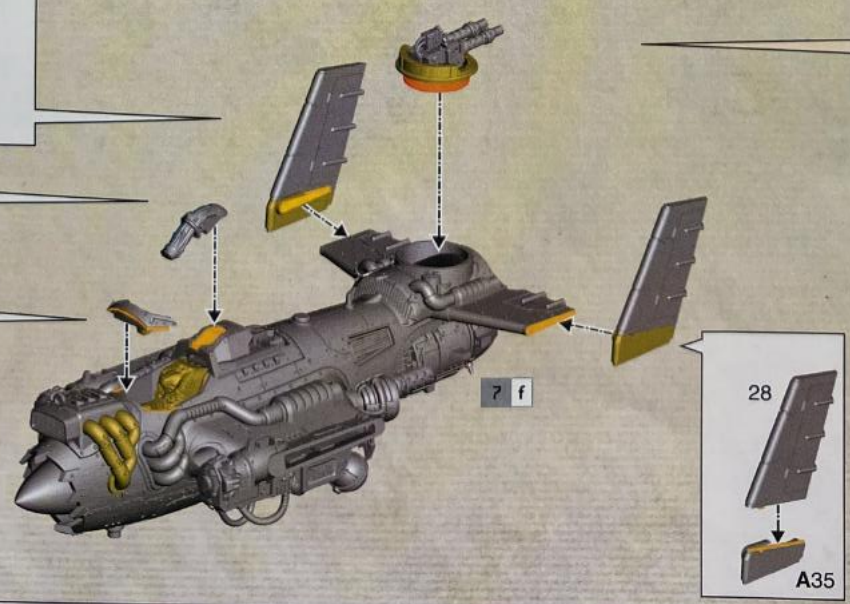
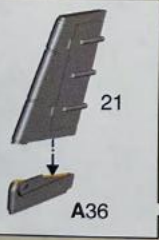
7 e




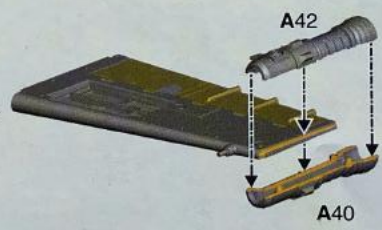

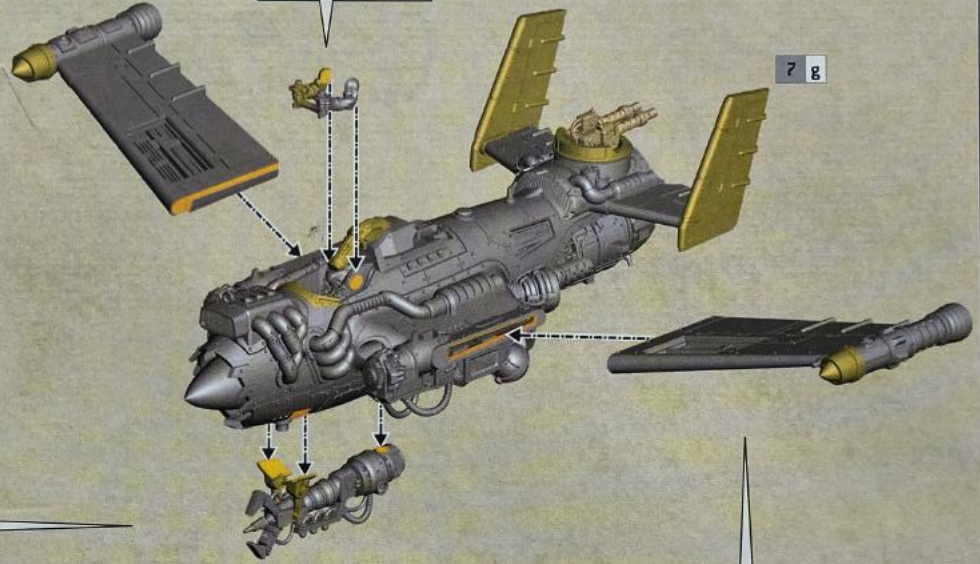
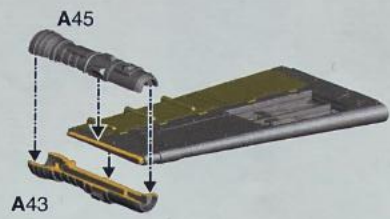
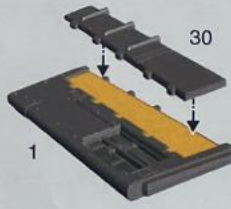
7 f



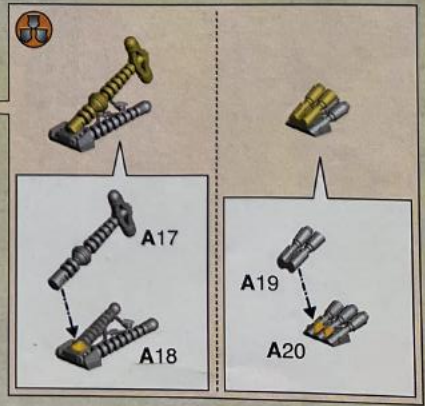
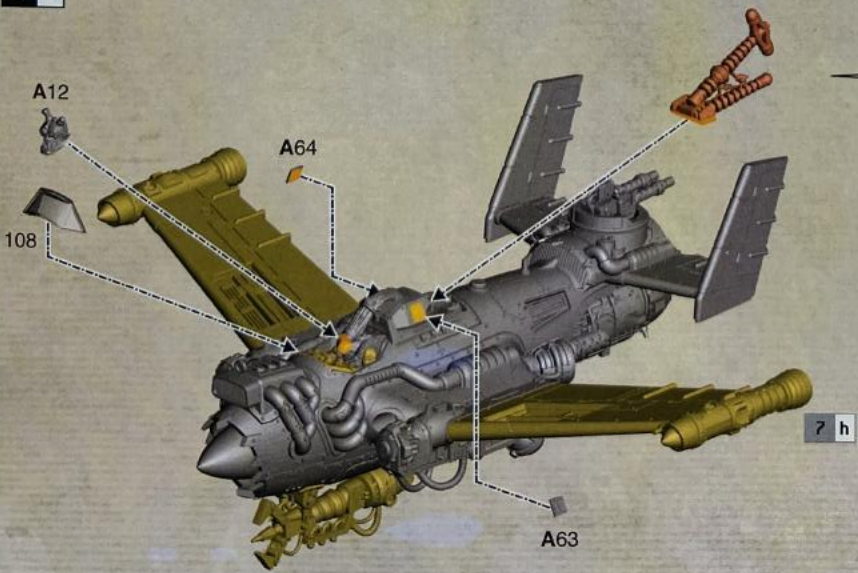
7 g



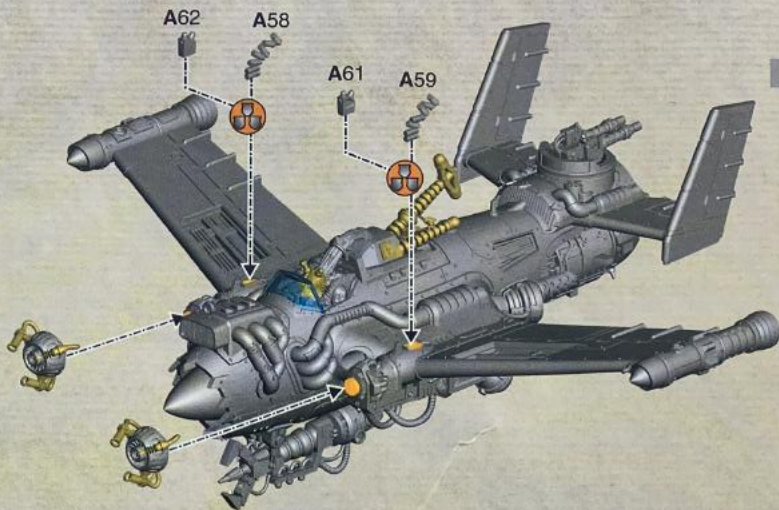
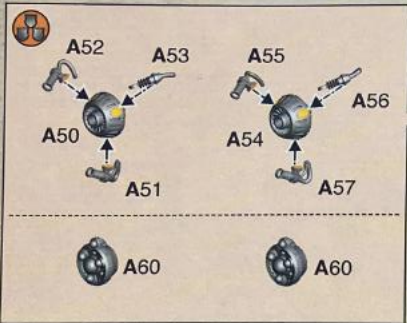
7 h



7 i





7 j



7 i

7 k





ENG Used alongside the core rules found on warhammer40000.com, the essential rules below will get your new unit on the battlefield. For the full rules for this unit, see the Codex relevant to your army.

FRE Utilisées avec les règles de base de warhammer40000.com, les règles essentielles ci-dessous vous permettront de jouer votre nouvelle unité sur le champ de bataille. Pour les règles complètes de cette unité, référez-vous au Codex correspondant à votre armée.

ESP Usadas junto a las reglas básicas que encontrarás en warhammer40000.com, las siguientes reglas esenciales pondrán tu nueva unidad en el campo de batalla. Para ver las reglas completas de esta unidad, consulta el Codex de tu ejército.

GER Wenn du die Regeln unten zusammen mit den Grundregeln auf warhammer40000.com verwendest, kannst du deine Einheit direkt auf das Schlachtfeld führen. Die vollständigen Regeln für diese Einheit findest du im entsprechenden Codex für deine Armee.

ITA Usate assieme alle regole base che puoi trovare su warhammer40000.com, le regole essenziali in basso ti aiuteranno a portare sul campo di battaglia la tua nuova unità. Per le regole complete di questa unità, consulta il Codex corrispondente alla tua armata.

日本 warhammer40000.comに掲載されているコアルールとともに以下のユニット用基本ルールを使用することで、このユニットを戦場に配備することができます。このユニットの完全版ルールについては、このユニットが属するアーミーのコーデックスを参照してください。

中文 下方的基本规则需搭配 warhammer40000.com 上的《核心规则》使用，可助您将新单位部署到战场上。有关该单位的完整规则，请参见与您的军队相关的《圣典》。

DAKKAJET | KAZA A CHORRO | ZMITRAGLIAPLANO | ダッカジェット | 蛮人战斗机

Dakkajet (7+)	20" - 60"	5+	5+	6	6	12	3	6	4+
Dakkajet (4-6)	20" - 40"	5+	5+	6	6	N/A	D3	6	4+
Dakkajet (1-3)	20" - 30"	5+	6+	6	6	N/A	1	6	4+

① 36" 4 6 -1 1



BURNA-BOMMER | KRAMA-BOMBA | KEMABOMBARDERO | BRENNABOMBA | BOMBARDAZKOTTA | バーナボマー | 烈火轰炸机

Burna-bommer (7+)	20" - 60"	5+	5+	6	6	12	3	6	4+
Burna-bommer (4-6)	20" - 40"	5+	5+	6	6	N/A	D3	6	4+
Burna-bommer (1-3)	20" - 30"	5+	6+	6	6	N/A	1	6	4+

① 36" 4 6 -1 1

② 36" 6 5 0 1

③ 36" 2D6 6 -2 1





BLITZA-BOMBER

BLITZA-BOMBA | KAZABOMBARDERO | BLITZABOMBA | BOMBARDATTAKKA | ブリッツァボマー | 閃電轰炸机

Blitza-bommer (7+	20" - 60"	5+	5+	6	6	12	3	6	4+
Blitza-bommer (4-6	20" - 40"	5+	5+	6	6	N/A	D3	6	4+
Blitza-bommer (1-3	20" - 30"	5+	6+	6	6	N/A	1	6	4+

1	36"	4	6	-1	1
2	36"	3	5	0	1






WAZBOM BLASTAJET

KLAT'JET WAZBOUM | KAZAVIONEZ A CHORRO | WAZBOM-BLASTAJET | ZKOPPIAPLANG WAZBOM | ワズボム・プラスタジェット | 爆炸喷气战机

Wazbom blastajet (7+	20" - 60"	5+	4+	6	6	12	3	6	4+
Wazbom blastajet (4-6	20" - 40"	5+	5+	6	6	N/A	D3	6	4+
Wazbom blastajet (1-3	20" - 30"	5+	6+	6	6	N/A	1	6	4+

1	48"	D3	8	-4	D6
2	36"	D3	10	-3	D6
3	24"	D6	9	-2	D3+3
4	36"	4	6	-1	1
5	12"	2D6	3	0	1



warhammer.com

Games Workshop Limited, Willow Road, Nottingham, NG7 2WS, UK
© Copyright Games Workshop Limited 2021.

