



Free Downloads of Build Instructions,
Assembly Booklets & How To Guides

BuildInstructions.com

COMPONENTS LIST

1. Base
2. Wheel Guard
3. Frame
4. Right Track Unit
5. Left Track Unit
6. Warboss
7. Wheel
8. Left Dakkagun
9. Right Dakkagun
10. Right Damper
11. Left Damper
12. Right Empty Ammo Belt
13. Left Empty Ammo Belt
14. Right Handbar
15. Front Guard
16. Left Handbar
17. Jet Engine
18. Boosta Chambers (x3)
19. Left Track Guard
20. Right Track Guard
21. Rear Sub-frame
22. Forks
23. Ammo Belts (x2)
24. Left Shell Casings
25. Right Shell Casings
26. Foot Pegs (x2)
27. Right Hand Guard
28. Buzzsaw Drive Belt
29. Steering Arm
30. Buzzsaw Blade
31. Nozzlin

This kit contains all the pieces required to produce a complete Ork Warboss Warbike of the type you have chosen

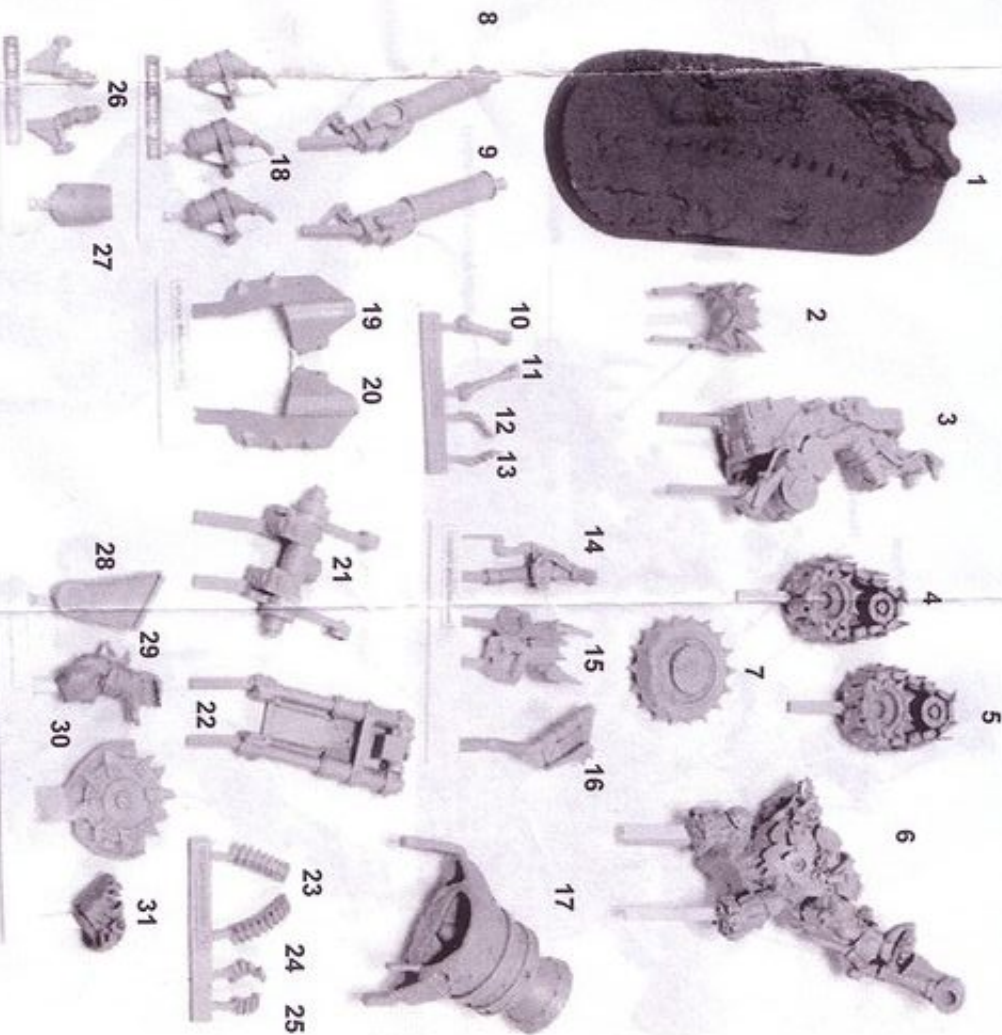
To glue the resin pieces together use Citadel Super Glue.

NOTE: We have cast this kit using the most advanced techniques and the best quality resin, but due to the nature of the casting process your model may contain very slight air bubbles. These can easily be filled with model filler or super glue. Any slight warpage of thin parts can easily be corrected by immersing the part in hot tap water for about 1 minute then carefully bending it back into shape.

THIS IS NOT A TOY

Not suitable for children under 15 years of age.



WARNING: Resin dust can be harmful if inhaled. Always wear a dust mask or respirator when sanding or sawing resin parts.



IMPERIAL ARMOUR

TM

ORK NOB WARBIKES



The copyright on the model designs and components within this box is the exclusive property of Games Workshop Ltd. Copyright Games Workshop Ltd., 2008. All rights reserved.

Product code :
IA-ORK-T-019

Forge World, Games Workshop, Willow Road, Lenton, Nottingham, NG7 2WS, UK. Tel. 0044 (0)115 916 8177