



Free Downloads of Build Instructions,  
Assembly Booklets & How To Guides

**BuildInstructions.com**

# IMPERIAL ARMOUR

TM


## ORK TRUKK WITH ENCLOSED CAB

Product code : IA-ORK-T-027

99590103069

### RESIN COMPONENTS LIST

1. TRUCK CAB
2. BULKHEAD
3. RIGHT FLATBED WALL
4. LEFT FLATBED WALL
5. FLATBED REAR WALL
6. LEFT ENGINE EXHAUST
7. INLET TRUMPETS
8. RIGHT ENGINE EXHAUST
9. GUNNER'S CHAIR
10. FUEL TANK
11. ROOF
12. FLATBED





This kit contains all the pieces required to make a ORK Trukk with enclosed Cab  
To glue the resin pieces either together or to plastic components use Citadel  
Super Glue.

NOTE: We have cast this conversion kit using the most advanced technique,  
and the best quality resin, but due to the nature of the casting process your  
model may contain very slight air bubbles. These can easily be filled with  
model filler or super glue. Any slight warpage of thin parts can easily be  
corrected by immersing the part in hot tap water for about 1 minute then  
carefully bending it back into shape.


### THIS IS NOT A TOY

Not suitable for children under 15 years of age.

WARNING: Resin dust can be harmful if inhaled. Always wear a dust  
mask or respirator when sanding or sawing resin parts.



NOTE: Flatbed walls can be glued up or down.



The copyright on the model designs and components within this box is the exclusive property of Games Workshop Ltd.  
 Copyright Games Workshop Ltd. 2009. All rights reserved.  
 Forge World, Games Workshop, Willow Road, Lenton, Nottingham, NG7 2WS, UK. Tel. 0044 (0)115 916 8177 www.forgeworld.co.uk