



Free Downloads of Build Instructions,
Assembly Booklets & How To Guides

BuildInstructions.com

IMPERIAL™ ARMOUR


ORK MEGA DREAD RIPPA KLAW ARM

Product code : IA-ORK-T-032

99590103074

RESIN COMPONENTS LIST

1. SHOULDER GUARD
2. KLAW ONE
3. KLAW TWO
4. KLAW THREE
5. ARM
6. PISTON ONE
7. PISTON TWO
8. PISTON THREE
9. PISTON FOUR
10. SHOULDER PIVOT
11. WRIST
12. SHOULDER JOINT




This kit contains all the pieces required to make a Ork Ripper Klaw Arm.
To glue the resin pieces either together or to plastic components use Citadel
Super Glue.

NOTE: We have cast this conversion kit using the most advanced techniques
and the best quality resin, but due to the nature of the casting process your
model may contain very slight air bubbles. These can easily be filled with
model filler or super glue. Any slight warpage of thin parts can easily be
corrected by immersing the part in hot tap water for about 1 minute then
carefully bending it back into shape.

THIS IS NOT A TOY

Not suitable for children under 15 years of age.

WARNING: Resin dust can be harmful if inhaled. Always wear a dust
mask or respirator when sanding or sawing resin parts.



SHOULDER GUARD


SHOULDER JOINT

*Note: The Shoulder Pivot has two mounts for Pistons (Three and Two). Depending on the arm position, these can be swapped

SHOULDER PIVOT*

PISTON THREE*


PISTON ONE



ARM

PISTON TWO*

PISTON FOUR




KLAW THREE

WRIST

KLAW ONE

KLAW TWO



SHOULDER ASSEMBLY

ARM ASSEMBLY

KLAW ASSEMBLY