



Free Downloads of Build Instructions,  
Assembly Booklets & How To Guides


**BuildInstructions.com**

# IMPERIANT™ ARMOUR

## ORK MEGA DREAD KIL KANNON ARM

Product code : IA-ORK-T-031

99590103075



### RESIN COMPONENTS LIST

1. SHOULDER GUARD
2. SHOULDER JOINT
3. UPPER ARM
4. KANNON MOUNT
5. FIRING HAMMER
6. CYLINDER
7. KIL KANNON SUPPORT
8. KIL KANNON BARREL
9. KIL KANNON FRAME
10. KANNON KLAMP


This kit contains all the pieces required to make a ORK Kil Kannon Arm.  
To glue the resin pieces either together or to plastic components use Citadel  
Super Glue.

NOTE: We have cast this conversion kit using the most advanced techniques  
and the best quality resin, but due to the nature of the casting process your  
model may contain very slight air bubbles. These can easily be filled with  
model filler or super glue. Any slight warpage of thin parts can easily be  
corrected by immersing the part in hot tap water for about 1 minute then  
carefully bending it back into shape.


### THIS IS NOT A TOY

Not suitable for children under 15 years of age.  
WARNING: Resin dust can be harmful if inhaled. Always wear a dust  
mask or respirator when sanding or sawing resin parts.


SHOULDER JOINT




SHOULDER GUARD



UPPER ARM




KANNON MOUNT




KIL KANNON FRAME

FIRING HAMMER


KIL KANNON SUPPORT



CYLINDER



KIL KANNON BARREL



KANNON KLAMP

