



Free Downloads of Build Instructions,  
Assembly Booklets & How To Guides

**BuildInstructions.com**



# IMPERIAL™ ARMOUR

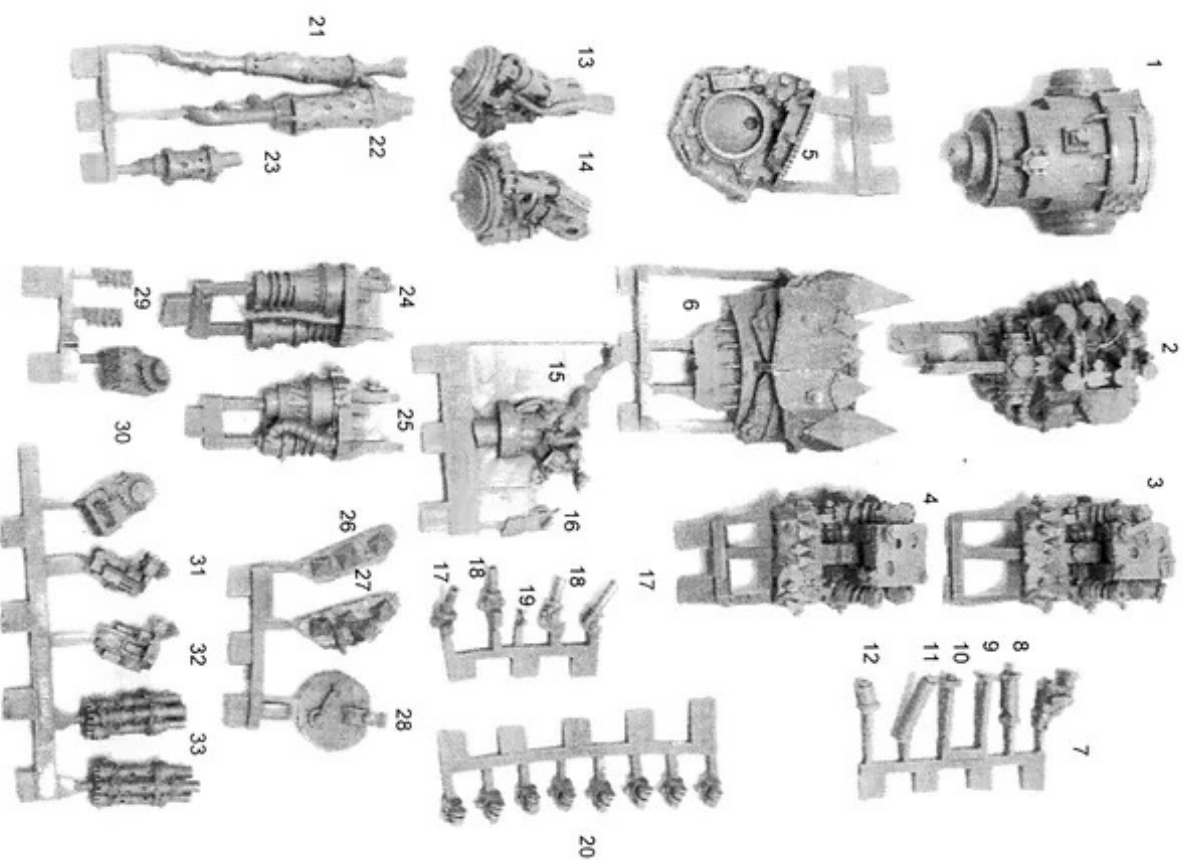
™

## ORK MEGA DREAD BODY

Product code : IA-ORK-T-030

### RESIN COMPONENTS LIST

- |                           |                                |
|---------------------------|--------------------------------|
| 1. TORSO                  | 18. REAR FOOT RIGHT PISTON     |
| 2. ENGINE                 | 19. ORK BIONIC EYES (optional) |
| 3. LEFT FOOT              | 20. ENGINE TAPPETS (X8)        |
| 4. RIGHT FOOT             | 21. LEFT EXHAUST               |
| 5. HIPS                   | 22. RIGHT EXHAUST              |
| 6. TEEF PLATE             | 23. LEFT SECONDARY EXHAUST     |
| 7. RIGHT FOOT PISTON 1    | 24. RIGHT LOWER LEG            |
| 8. LEFT FOOT PISTON 1     | 25. LEFT LOWER LEG             |
| 9. LEG PIN 1              | 26. LEFT TOE PLATE             |
| 10. LEG PIN 2             | 27. RIGHT TOE PLATE            |
| 11. RIGHT FOOT PISTON 2   | 28. CREW HATCH                 |
| 12. LEFT FOOT PISTON 2    | 29. AMMO BELTS (X2)            |
| 13. RIGHT THIGH           | 30. AMMO FEEDS (X2)            |
| 14. LEFT THIGH            | 31. LEFT GUN BREECH            |
| 15. ORK PILOT             | 32. RIGHT GUN BREECH           |
| 16. ORK PILOT ARM         | 33. GUN BARRELS (X2)           |
| 17. REAR FOOT LEFT PISTON |                                |



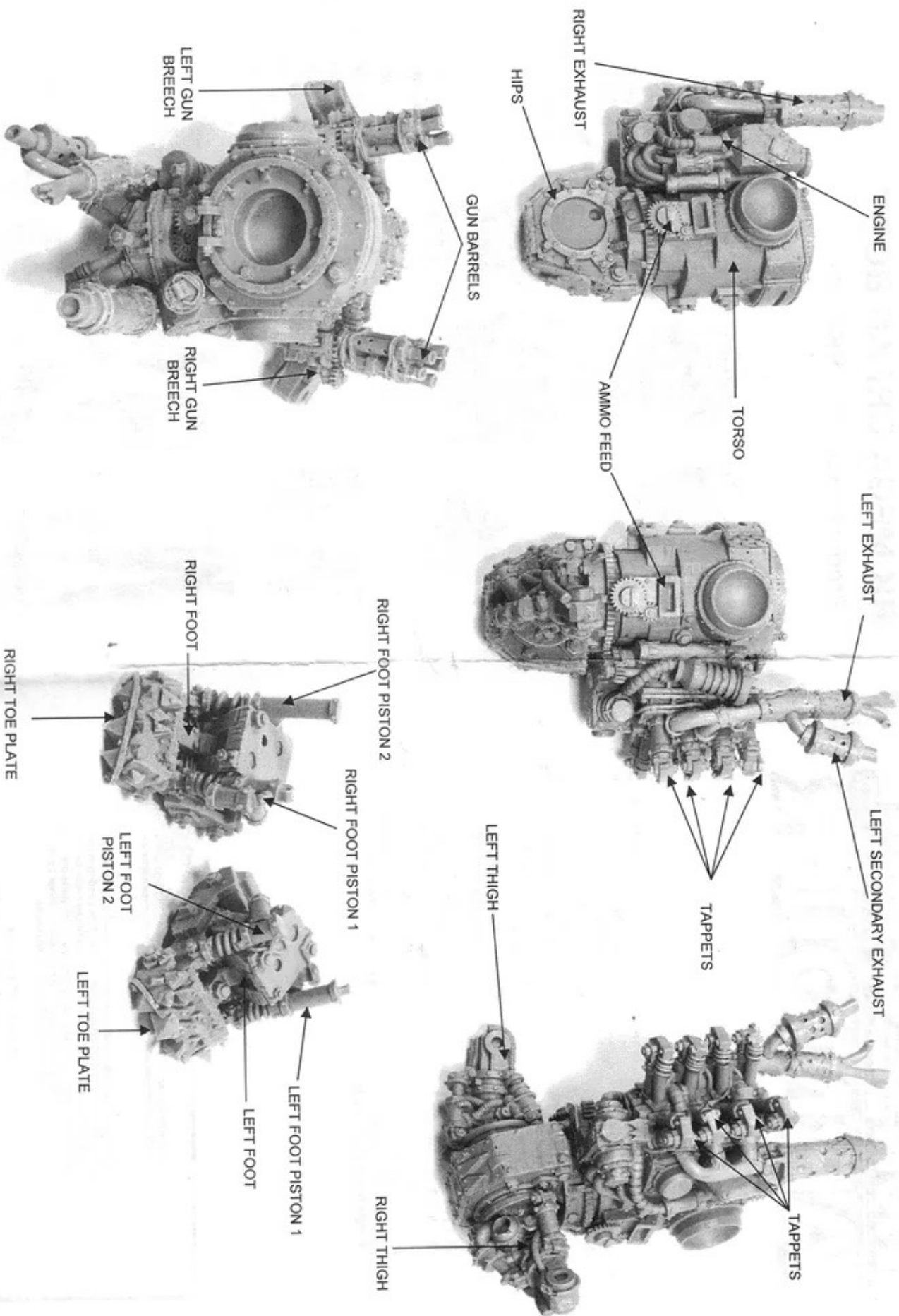
This kit contains all the pieces required to make a ORK Mega Dread Body  
To glue the resin pieces either together or to plastic components use Citadel  
Super Glue.

NOTE: We have cast this conversion kit using the most advanced techniques  
and the best quality resin, but due to the nature of the casting process your  
model may contain very slight air bubbles. These can easily be filled with  
model filler or super glue. Any slight wearpage of thin parts can easily be  
corrected by immersing the part in hot tap water for about 1 minute then  
carefully bending it back into shape.

### THIS IS NOT A TOY


Not suitable for children under 15 years of age.

WARNING: Resin dust can be harmful if inhaled. Always wear a dust  
mask or respirator when sanding or sawing resin parts.




LEFT LOWER LEG

RIGHT LOWER LEG



REAR FOOT LEFT PISTON

REAR FOOT RIGHT PISTON



NOTE: The hole for the leg pin can be drilled using a 2.5mm drill bit, or alternatively you can cut the head off the Leg pin and glue it to the Thigh as necessary.


CREW HATCH

ORK PILOT

ORK PILOT ARM

AMMO BELT


LEG PIN 2



ORK BIONIC EYES

AMMO BELT

NOTE: If the model is assembled without the Pilot shown, the bionic eyes can be attached to the vision slit.




# IMPERIANT™ ARMOUR

## ORK MEGA DREAD KIL KANNON ARM

Product code : IA-ORK-T-031

99590103075



### RESIN COMPONENTS LIST


1. SHOULDER GUARD
2. SHOULDER JOINT
3. UPPER ARM
4. KANNON MOUNT
5. FIRING HAMMER
6. CYLINDER
7. KIL KANNON SUPPORT
8. KIL KANNON BARREL
9. KIL KANNON FRAME
10. KANNON KLAMP

This kit contains all the pieces required to make a ORK Kil Kannon Arm.  
To glue the resin pieces either together or to plastic components use Citadel  
Super Glue.

NOTE: We have cast this conversion kit using the most advanced techniques  
and the best quality resin, but due to the nature of the casting process your  
model may contain very slight air bubbles. These can easily be filled with  
model filler or super glue. Any slight warpage of thin parts can easily be  
corrected by immersing the part in hot tap water for about 1 minute then  
carefully bending it back into shape.


### THIS IS NOT A TOY

Not suitable for children under 15 years of age.  
WARNING: Resin dust can be harmful if inhaled. Always wear a dust  
mask or respirator when sanding or sawing resin parts.




SHOULDER GUARD

SHOULDER JOINT




KANNON MOUNT

UPPER ARM




KIL KANNON FRAME

FIRING HAMMER




KIL KANNON SUPPORT

CYLINDER



KIL KANNON BARREL



KANNON KLAMP



# IMPERIAL™ ARMOUR


## ORK MEGA DREAD RIPPA KLAW ARM

Product code : IA-ORK-T-032

99590103074

### RESIN COMPONENTS LIST

1. SHOULDER GUARD
2. KLAW ONE
3. KLAW TWO
4. KLAW THREE
5. ARM
6. PISTON ONE
7. PISTON TWO
8. PISTON THREE
9. SHOULDER PIVOT
10. WRIST
11. SHOULDER JOINT
12. SHOULDER JOINT



This kit contains all the pieces required to make a Ork Rippa Klaw Arm.  
To glue the resin pieces either together or to plastic components use Citadel  
Super Glue.


NOTE: We have cast this conversion kit using the most advanced techniques  
and the best quality resin, but due to the nature of the casting process your  
model may contain very slight air bubbles. These can easily be filled with  
model filler or super glue. Any slight warpage of thin parts can easily be  
corrected by immersing the part in hot tap water for about 1 minute then  
carefully bending it back into shape.

#### THIS IS NOT A TOY

Not suitable for children under 15 years of age.

WARNING: Resin dust can be harmful if inhaled. Always wear a dust  
mask or respirator when sanding or sawing resin parts.





SHOULDER GUARD


SHOULDER JOINT

\*Note: The Shoulder Pivot has two mounts for Pistons (Three and Two). Depending on the arm position, these can be swapped

SHOULDER PIVOT\*

PISTON THREE\*


PISTON ONE



ARM

PISTON TWO\*

PISTON FOUR




KLAW ONE

WRIST

KLAW TWO

KLAW THREE



SHOULDER ASSEMBLY

ARM ASSEMBLY

KLAW ASSEMBLY