



Free Downloads of Build Instructions,
Assembly Booklets & How To Guides

BuildInstructions.com


RESIN COMPONENTS LIST

1. LEFT ENGINE
2. FUEL DRUM
3. RIGHT ENGINE
4. TURRET TOP
5. LARGE IDLER SPRUE 1
6. LARGE IDLER SPRUE 2
7. SMALL IDLER SPRUE 1
8. SMALL IDLER SPRUE 2
9. AMMO HOPPER
10. SEMI CIRCULAR GUN ROOM
11. HULL FRONT
12. MAIN GUN
13. RIGHT ENGINE TOP EXHAUST
14. GUN MOUNT RIGHT
15. MAIN GUN STRIKE PLATE
16. TURRET HATCH
17. SMALL TURRET GUN 1
18. SMALL TURRET GUN 2
19. HULL RIGHT SIDE
20. GUN ROOM FLOOR
21. SMALL TURRET
22. RIGHT ENGINE BOTTOM EXHAUST
23. GUNNER'S PLATFORM
24. SCISSOR LIFT LEVER
25. CRANK WHEEL
26. CRANK HANDLE
27. PERISCOPE
28. SCISSOR LIFT
29. MAIN GUN HAMMER
30. GUN MOUNT LEFT
31. HULL BOTTOM
32. HULL LEFT SIDE
33. SQUIG
34. GRETCHIN PULLING LEVER
35. GRETCHIN WITH BRAIN SQUIG
36. GRETCHIN WITH OVEN GLOVES
37. TANK COMMANDER ARM
38. TANK COMMANDER
39. REAR BRACE
40. FRONT BUMPER
41. DRIVE WHEEL (X4)
42. WHEEL SPONSON (X4)
43. ROAD WHEEL SPRUE(X4)
44. TRACK 1 (X2)
45. TRACK 2 (X2)
46. TRACK 3 (X2)
47. TRACK 4 (X2)
48. ROLLER WHEELS SPRUE (X2)
49. CHAIN DRIVE WHEEL (X2)
50. FINAL DRIVE WHEEL (X2)
51. DRIVE SHAFT (X2)

IMPERIAL™ ARMOUR

ORK KIL KRUSHA

Product code : IA-ORK-T-033 - 99590103075








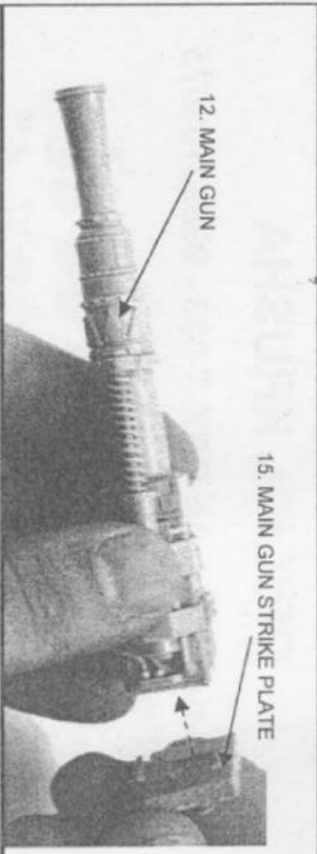



This kit contains all the pieces required to make a Ork Kil Krusha. To glue the resin pieces either together or to plastic components use Citadel Super Glue.

NOTE: We have cast this conversion kit using the most advanced techniques and the best quality resin, but due to the nature of the casting process your model may contain very slight air bubbles. These can easily be filled with model filler or super glue. Any slight warpage of thin parts can easily be corrected by immersing the part in hot tap water for about 1 minute then carefully bending it back into shape.


THIS IS NOT A TOY

Not suitable for children under 15 years of age.
WARNING: Resin dust can be harmful if inhaled. Always wear a dust mask or respirator when sanding or sawing resin parts.






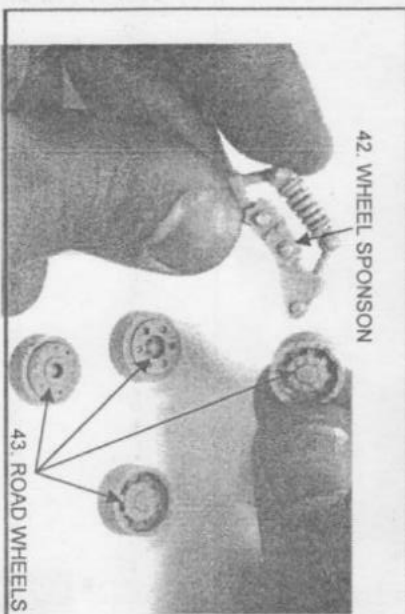
5/6. LARGE IDLER WHEELS




7/8. SMALL IDLER WHEELS




41. DRIVE WHEELS



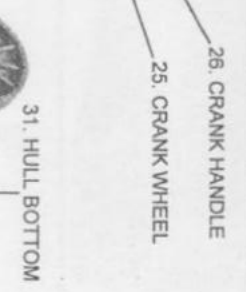
42. WHEEL SPINNON




43. ROAD WHEELS



26. CRANK HANDLE



25. CRANK WHEEL




19. HULL RIGHT SIDE

SMALL IDLER WHEELS


48. ROLLER WHEELS

LARGE IDLER WHEEL




31. HULL BOTTOM

32. HULL LEFT SIDE




23. GUNNER'S PLATFORM

11. HULL FRONT



39. REAR BRACE



2. FUEL DRUM




13. RIGHT ENGINE TOP EXHAUST



3. RIGHT ENGINE



22. RIGHT ENGINE BOTTOM EXHAUST




TRACK SPONSON







44. TRACK 1

45. TRACK 2

46. TRACK 3



47. TRACK 4



The copyright on the model designs and components within this box is the exclusive property of Games Workshop Ltd.
Copyright Games Workshop Ltd. 2009. All rights reserved.
Forge World, Games Workshop, Willow Road, Nottingham, NG7 2WS, UK. Tel: 0044 (0)115 916 8127 www.forgeworld.co.uk