

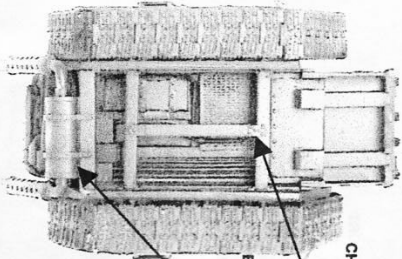


Free Downloads of Build Instructions,
Assembly Booklets & How To Guides

BuildInstructions.com


ORK BATTLE FORTRESS

1. Chassis
2. Top Track Sections (x2)
3. Bottom Track Sections (x2)
4. Rear Track Sections (x2)
5. Front Track Sections (x2)
6. Road Wheels (x16)
7. Idler Wheels (x2)
8. Drive Wheels (x2)
9. Suspension Sats (x4)
10. Return Rollers (x2)
11. Cab
12. Engine
13. Inner Hull Plates (x2)
14. Top Hull Plates (x2)
15. Outer Hull Plates
16. Main Fort Housing
17. Platform
18. Roof
19. Armoured Cab Roof
20. Exhausts (x2)
21. Engine Noise
22. Engine Noise Boosta
23. Air Filter
24. Radiator Grate
25. Chassis Support
26. Vision Slits
27. Driver Body
28. Driver Arms (x2)
29. Ok Gunner Arms (x4)
30. Twin Linked Big Shootas (x2)
31. Upper Gun Mounting (x2)
32. Lower Gun Mounting (x2)
33. Plastic Sprue of 4 Oks (x2)
34. Upper Level Vision Ports (x2)
35. Platform Support
36. Forward Armoured Roof
37. Roller Arms (x2)
38. Roller Ends (x2)
39. Roller Discs (x2)
40. Central Roller (x2)
41. Central Turret Mounting
42. Turret Mounting
43. Ladder
44. Central Turret Pillars (x2)
45. Turret Base (x3)
46. Turret Top (x3)
47. Zzap Gun Mount (x2)
48. Zzap Gun (x2)
49. Kannon Mounts (x2)
50. Kannon
51. Breach Door
52. Top Doors (x2)
53. Short Vision Port (x2)
54. Hatch (x2)
55. Long Vision Port (x2)



CHASSIS SUPPORT

ENGINE NOISE BOOSTA



DRIVER BODY DRIVER ARMS

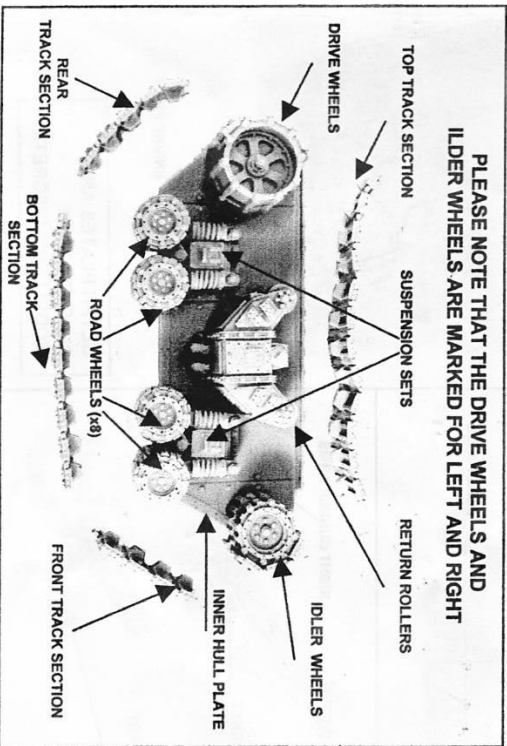

This kit contains all the pieces required to produce the Ok Battle Fortress. To glue the resin pieces together use Citadel Super Glue.


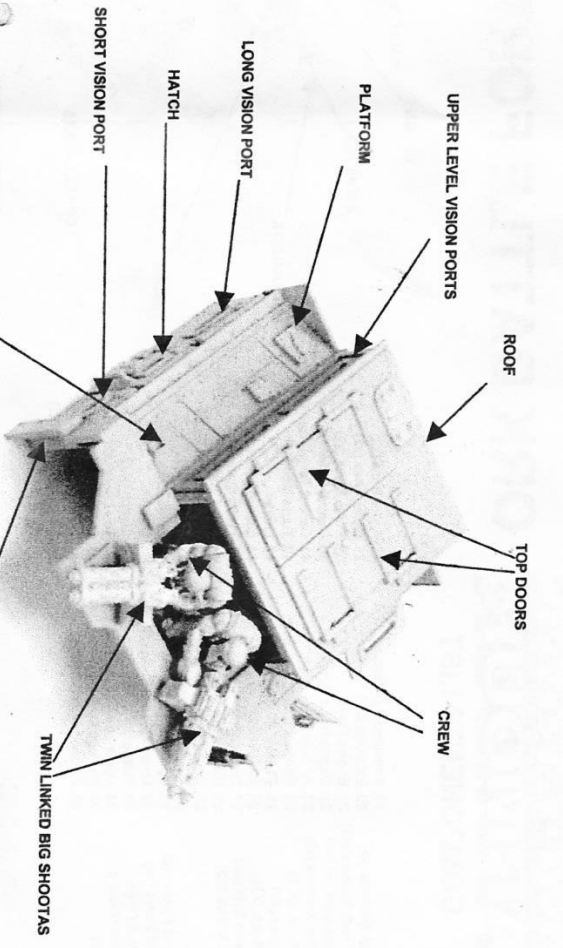
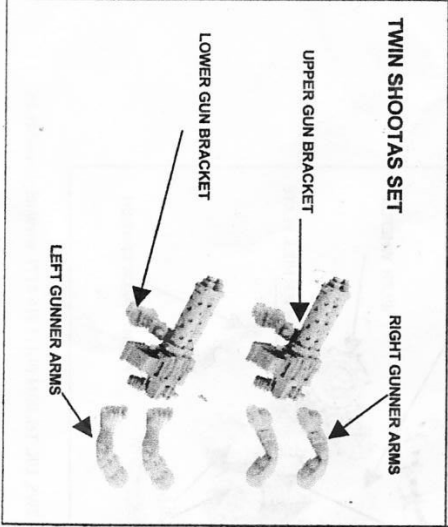
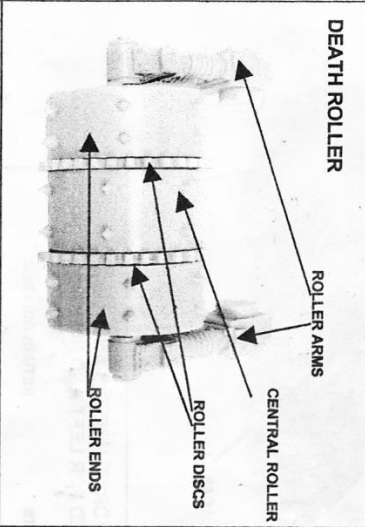
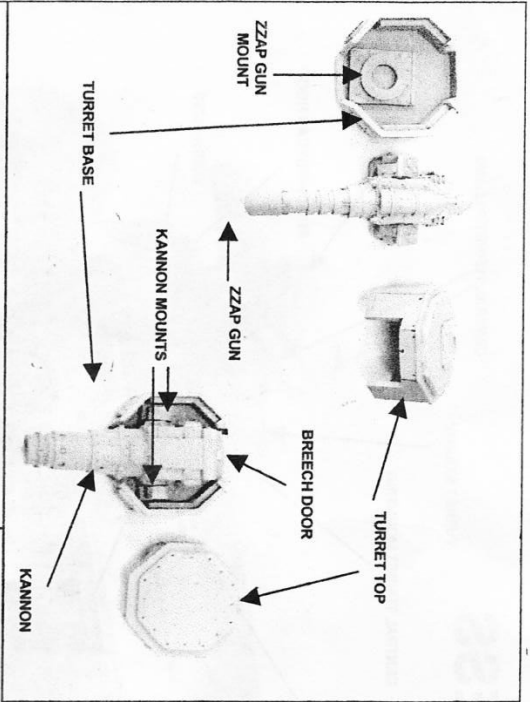
NOTE: We have cast this kit using the most advanced techniques and the best quality resin, but due to the nature of the casting process your model may contain very slight air bubbles. These can easily be filled with model filler or super glue. Any slight warpage of thin parts can easily be corrected by immersing the part in hot tap water for about 1 minute then carefully bending it back into shape.

THIS IS NOT A TOY

Not suitable for children under 15 years of age.
WARNING: Resin dust can be harmful if inhaled. Always wear a dust mask or respirator when sanding or sawing resin parts.

Product code : IAK009





GLYPH PLATES ARE PLACED AT THE MODELLER'S DISCRETION

