




Free Downloads of Build Instructions,
Assembly Booklets & How To Guides

BuildInstructions.com

IMPERIAL™ ARMOUR

VANAHEIM PATTERN GRIFFON HEAVY MORTAR CARRIER

Product code : IA-GUA-T-051



This kit contains all the pieces required to convert the Basilisk plastic kit to the Vanaheim Pattern Griffon Heavy Mortar Carrier. To glue the resin pieces either together or to plastic components use Citadel Super Glue.


NOTE: We have cast this conversion kit using the most advanced techniques and the best quality resin, but due to the nature of the casting process your model may contain very slight air bubbles. These can easily be filled with model filler or super glue. Any slight warpage of thin parts can easily be corrected by immersing the part in hot tap water for about 1 minute then carefully bending it back into shape.

THIS IS NOT A TOY

Not suitable for children under 15 years of age.
WARNING: Resin dust can be harmful if inhaled. Always wear a dust mask or respirator when sanding or sawing resin parts.

RESIN COMPONENTS LIST

1. CREW COMPARTMENT BOTTOM
2. CREW COMPARTMENT TOP
3. PERISCOPE AUSPEX
4. AMMUNITION RACK
5. EXPLOSIVE ROUNDS
6. INCENDIARY ROUNDS
7. SMOKE ROUNDS
8. LEFT MORTAR BRACKET
9. RIGHT MORTAR BRACKET
10. HEAVY MORTAR




Shells

Ammunition Rack

Crew Compartment Bottom


Right Mortar Bracket



Left Mortar Bracket

Heavy Mortar

Periscope Auspex



Crew

Compartment Top