



Free Downloads of Build Instructions,  
Assembly Booklets & How To Guides

**BuildInstructions.com**

# NIGHT LORDS LEGION

## LEVIATHAN PATTERN SIEGE DREADNOUGHT

*Only available to the Legions in limited quantities before the outbreak of the Horus Heresy, Leviathan Dreadnoughts were highly valued and served as savagely powerful siege and hunter-killer units. They placed an onerous and ultimately lethal strain upon their occupants, the Leviathan's incumbent burning brightly but briefly in their second life.*

*During the Horus Heresy, Loyalists with access to Terra were able to obtain new Leviathan Dreadnoughts, although never many, while Traitors and isolated forces were reduced to marshalling their few Leviathans carefully or hunting down the relics of the battlefield dead to be re-commissioned.*



**THIS IS NOT A TOY**

Not suitable for children under 15 years of age.

**WARNING:** Resin dust can be harmful if inhaled. Always wear a dust mask or respirator when sanding or sawing resin parts.

[www.forgeworld.co.uk](http://www.forgeworld.co.uk)



993201020406



# Components

Before assembly, check that none of the components are missing.

1. Right Exhaust
2. Head
3. Upper Body
4. Rear Body
5. Left Exhaust
6. Right Shoulder
7. Right Body
8. Phosphex Bomb Launcher
9. Lower Body
10. Left Body
11. Left Shoulder
12. Right Volkite Calivers
13. Left Volkite Calivers
14. Right Heavy Flamer
15. Left Heavy Flamer
16. Waist
17. Right Hip
18. Groin
19. Left Hip
20. Knee
21. Decorated Knee
22. Right Leg
23. Left Leg
24. Flat Foot
25. Stepping Foot
26. Bone Collection 1
27. Bone Collection 2
28. Corpse Trophy
29. Short Trophy Chain 1
30. Short Trophy Chain 2
31. Long Trophy Chain 1
32. Long Trophy Chain 2
33. Skull Trophy
34. Femur Trophy 1
35. Femur Trophy 2
36. Hand Trophy



## Preparing the Model for Assembly

Before assembling the model, wash each part thoroughly with an abrasive brush, such as a toothbrush, to remove any model release agent that may still be on the surface of the parts. Then, remove any excess resin, such as mould lines, casting gates, vents and shims.

For a more detailed guide to working with resin models, go to the Downloads section of the Forge World website.

This kit contains all of the pieces required to construct a Night Lords Legion Leviathan Pattern Siege Dreadnought. To glue the resin pieces together, use Citadel Super Glue.

NOTE: We have cast this kit using advanced techniques and the best quality resin, but due to the nature of the casting process, your model may contain small air bubbles. These can be filled with model filler or super glue. Any slight warpage of thin parts can easily be corrected by immersing the part in hot tap water for about 1 minute, then carefully bending it back into shape.

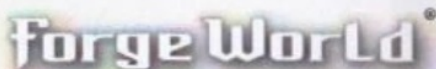
If you need to contact the Forge World Customer Service team regarding this model, you can get in touch via email – [forgeworld@gwplc.com](mailto:forgeworld@gwplc.com) – or call: 0115 900 4995 within the UK, 011 44 115 900 4995 from the USA and Canada, 0011 44 115 900 4995 from Australia, 00 44 115 900 4995 from Europe and the rest of the world.



[games-workshop.com](http://games-workshop.com)

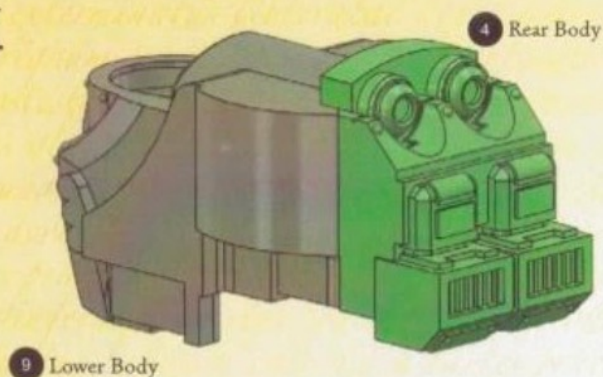
© Copyright Games Workshop Limited  
2019. All rights reserved.

[www.forgeworld.co.uk](http://www.forgeworld.co.uk)

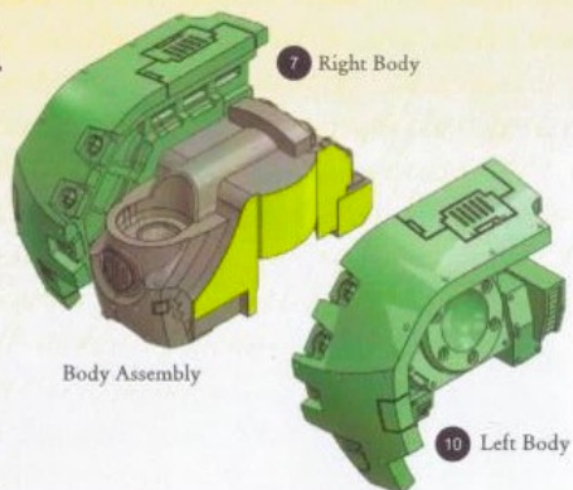




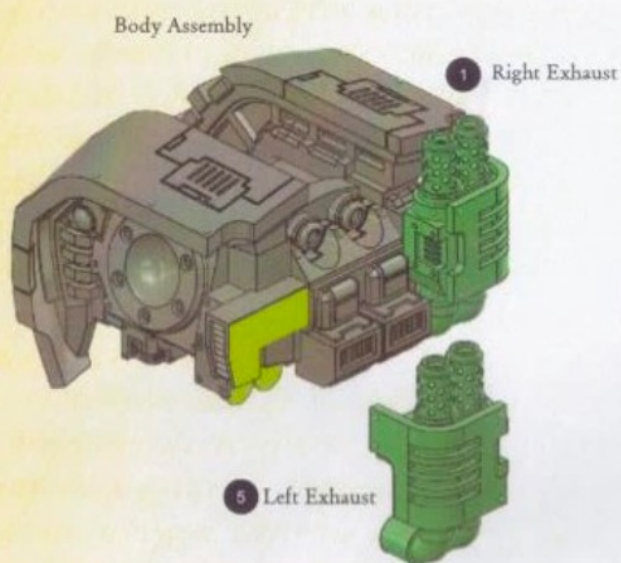
I




2



3

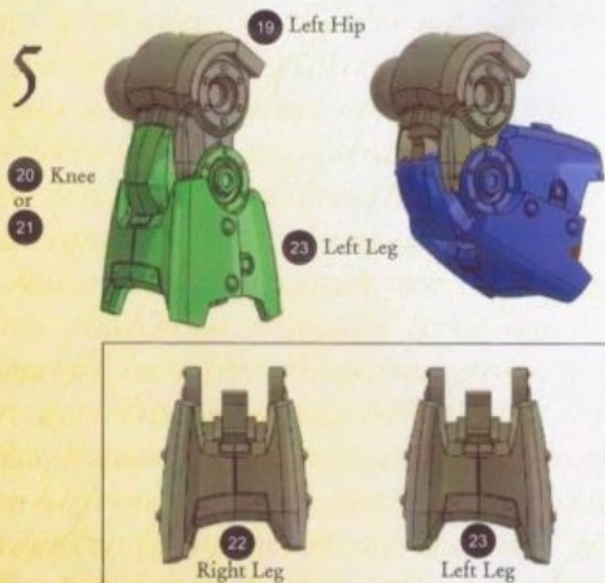


4



For the chest weapons on the Leviathan Dreadnought, you have the options of either two twin-linked Volkite Calivers or two Heavy Flamers.

5



6



The Left or Right Legs and Knees can be positioned according to the pose desired. Each Knee can be used on either leg. Repeat step 5 for the Right Leg. Check the outer edge of each Leg as it should taper towards the Knee.



7

Leg Assembly

24 Flat Foot



25 Stepping Foot

8

16 Waist



**!** Remove the two indicated shims from the waist using a modelling knife.

9

16 Waist



Leg Assembly

10

Body Assembly

Leg Assembly



11

3 Upper Body


2 Head



12

6 Right Shoulder

11 Left Shoulder



An optional Phosphex Bomb Launcher can be added to the Upper Body.

**!** The Night Lords Leviathan Dreadnought comes with a number of gruesome trophies. Attach the trophies as desired.