



Free Downloads of Build Instructions,
Assembly Booklets & How To Guides

BuildInstructions.com

WARHAMMER 40,000

NECRONS DOOM SCYTHE

FAUCHEUR | NECRONS: GUADAÑA DE LA MUERTE | TODESSICHEL | NECRONS: FALCE DEL DESTINO | ネクロン:ドゥームサイズ | 太空死灵毁灭之镰

Оригинальный прототип
Сергей Васильев
<https://vk.com/id11319122>



<http://bitz.club>

! READ THIS FIRST | À LIRE EN PRIORITÉ | BITTE BEACHT E | LEE ESTO PRIMERO | LEGGI PRIMA QUESTO | 最初にお読みください。| 请优先阅读

ENG BEFORE ASSEMBLING YOUR MINIATURES, PLEASE READ THROUGH THE INSTRUCTIONS IN THIS BOOKLET CAREFULLY. A pair of plastic cutters is required to remove the plastic components in this kit from their frame. We advise using a mouldline scraping tool to clean up the parts. To assemble your model you will need plastic glue. Games Workshop sells Citadel Fine Detail Cutters, Citadel Mouldline Remover and Citadel Plastic Glue, but does not recommend these products for use by children under the age of 16 without adult supervision.

FRE AVANT D'ASSEMBLER VOS FIGURINES, VEUILLEZ LIRE ATTENTIVEMENT LES INSTRUCTIONS DE CE LIVRET. Une pince coupante est requise pour détacher chaque élément de sa grappe. Nous vous recommandons l'utilisation d'un grattoir pour ébarber les éléments. Pour l'assemblage, vous aurez également besoin de colle plastique. Games Workshop commercialise les Pinces de Précision Citadel, l'Ebarboir Citadel et la Colle Plastique Citadel, mais n'en recommande pas l'utilisation pour des enfants de moins de 16 ans sans la supervision d'un adulte.

ESP POR FAVOR, LEE CUIDADOSAMENTE ESTE LIBRETO DE INSTRUCCIONES ANTES DE EMPEZAR A MONTAR LAS MINIATURAS. Te harán falta unas tenazas para plástico a fin de separar las piezas de la matriz. También aconsejamos una herramienta para rebabas a fin de limpiar cada pieza. Para montar la miniatura necesitarás pegamento para plástico. Games Workshop vende Tenazas Citadel, Herramientas para rebabas Citadel y Pegamento para plástico Citadel, pero no recomienda estos productos a menores de 16 años sin la supervisión de un adulto.

GER VOR DEM ZUSAMMENBAU DER MINIATUREN BITTE DIE ANWEISUNGEN IN DIESER ANLEITUNG AUFMERKSAM DURCHLESEN. Du benötigst einen

Kunststoffseitenschneider, um die Kunststoffbauteile aus dem Gussrahmen herauszutrennen, und Kunststoffkleber, um die Miniatur zusammenzubauen. Außerdem empfehlen wir, die Bauteile vorher mit einem Gussgratenferner zu säubern. Games Workshop bietet Präzisions-Kunststoffseitenschneider von Citadel sowie Citadel-Kunststoffkleber an, empfiehlt aber, dass Kinder unter 16 Jahren diese nur unter Aufsicht eines Erwachsenen benutzen.

ITA PRIMA DI ASSEMBLARE LE TUE MINIATURE LEGGI ATTENTAMENTE TUTTE LE ISTRUZIONI DI QUESTO LIBRETTO. Sono necessarie un paio di tronchesine per plastica per staccare i componenti dai loro sprue. Consigliamo di usare un attrezzo apposito per pulire i componenti. Per assemblare il modello avrai bisogno di colla per plastica. Games Workshop vende Tronchesine di precisione Citadel, Attrezzo per ripulire Citadel e Colla per plastica Citadel, ma non consiglia questi prodotti ad un pubblico minore di 16 anni senza la supervisione di un adulto.

日本語 本キット内のフレームからプラスチックパーツを切り離すためには、ニッパーが必要です。パーツのモールドを平らにするには、専用ツールの使用をお勧めいたします。本キットの組み立てには、プラ用接着剤が必要です。ゲームズワークショップはシクデル・ニッパー、プラ用接着剤、シクデル・モールドラインリムーバーを販売しておりますが、16歳以下の子供が大人の監督なしにこれらの道具を使用されることをお勧めしません。

中文 你需要一把模型剪将塑料部件从板件上剪下来。我们建议使用分模线刮刀来处理零件。组装时你还需要用到模型胶水。你可以从 Games Workshop 处购买到 Citadel Fine Detail Cutter 模型剪、Citadel Mouldline Remover 分模线刮刀和 Citadel Plastic Glue 模型胶。但 16 岁以下儿童不得在没有成年人监护的情况下使用这些产品。

EXPLANATION OF SYMBOLS | EXPLICATION DES SYMBOLES | EXPLICACIÓN DE SÍMBOLOS | ERLÄUTERUNG DER SYMBOLE | LEGENDA DEI SIMBOLI | アイコン解説 | 符号说明

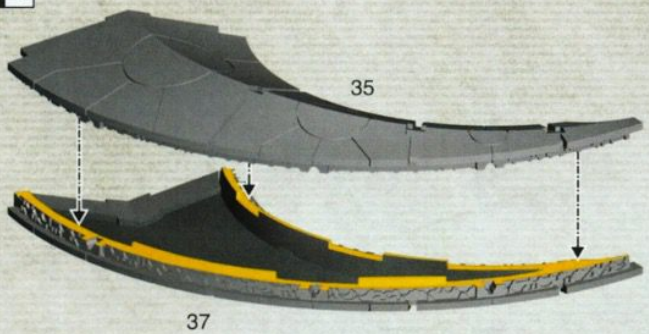
! • Special instruction - Please read
• Instructions spéciales - Lire attentivement
• Instrucción especial: Por favor, léela
• Besondere Anweisung - Bitte lesen
• Istruzioni speciali - Leggi attentamente
• 特記事項 - 必ずお読みください
• 特殊说明 - 请详阅

▶ • Dry fit stage before gluing
• Tester avant de coller
• Comprobar el encaje antes de pegar
• Positionierung erst ohne Klebstoff ausprobieren
• Prova a secco prima di incollare
• 接着前にぴったり合わせること
• 粘接前的假组阶段

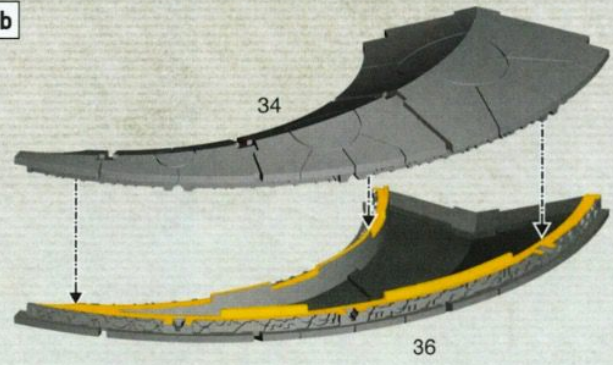
🔪 • Paint before assembly
• Peindre avant assemblage
• Pintar antes del montaje
• Erst bemalen, dann zusammenbauen
• Dipingi prima dell'assemblaggio
• 組み立て前にペイントすること
• 组装前涂装

✔ • Stage complete
• Étape terminée
• Paso completado
• Schritt abgeschlossen
• Fase completa
• このステージの完成
• 完成


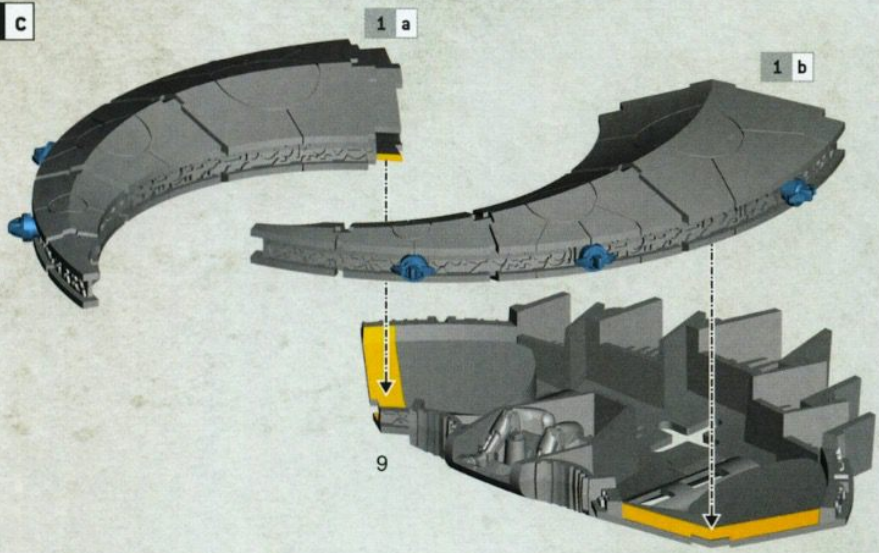
1 a



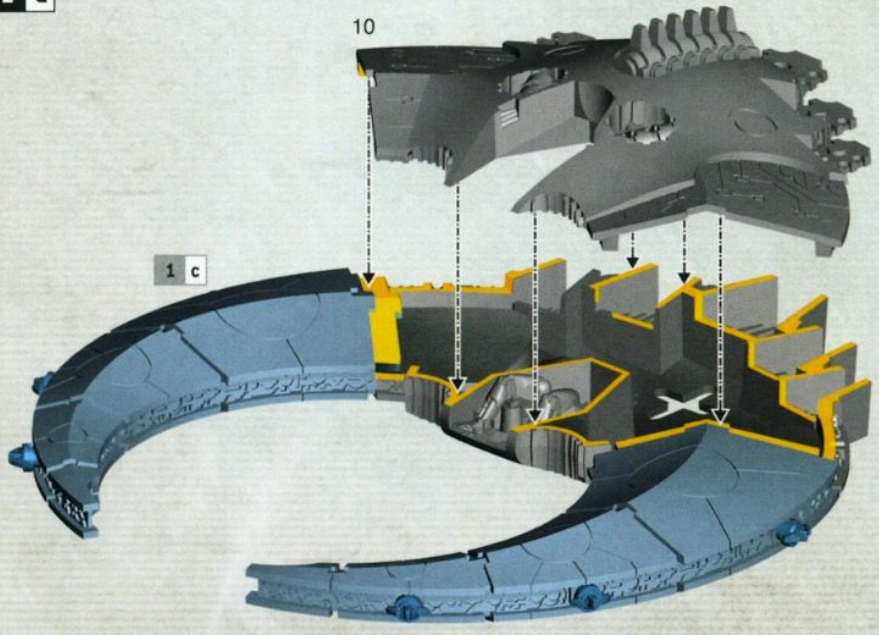
1 b





1 c



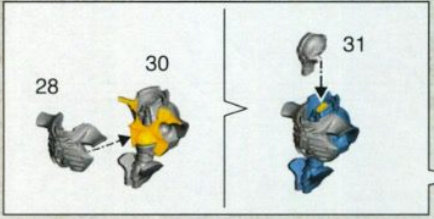



1 d


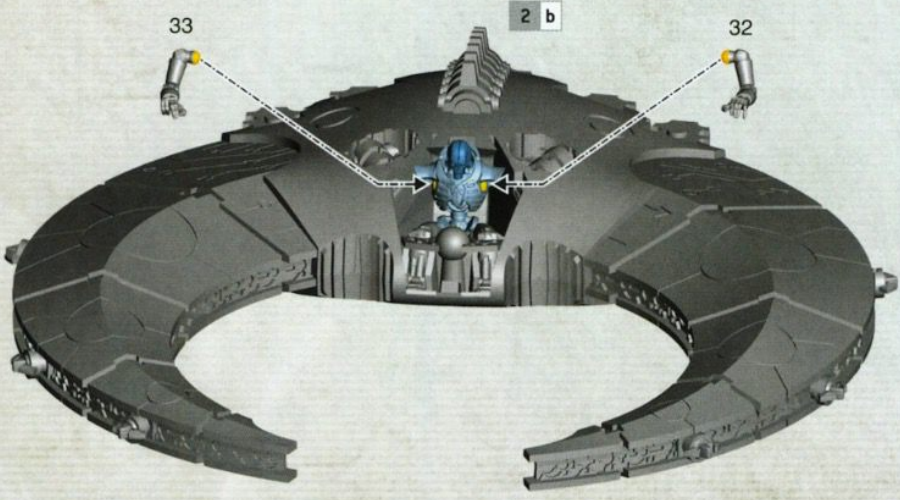


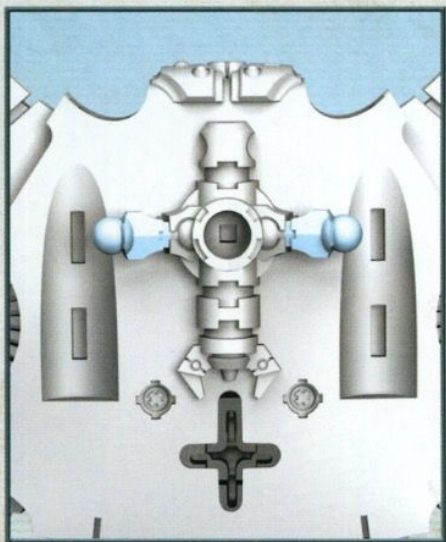
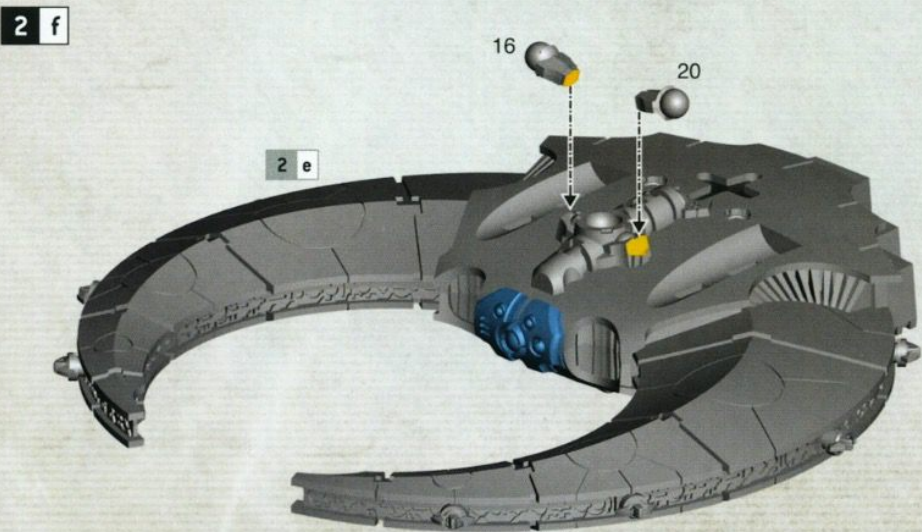
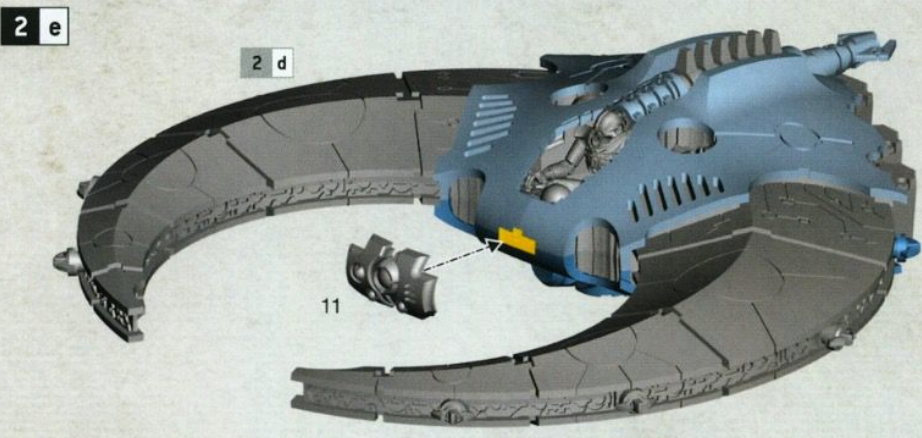
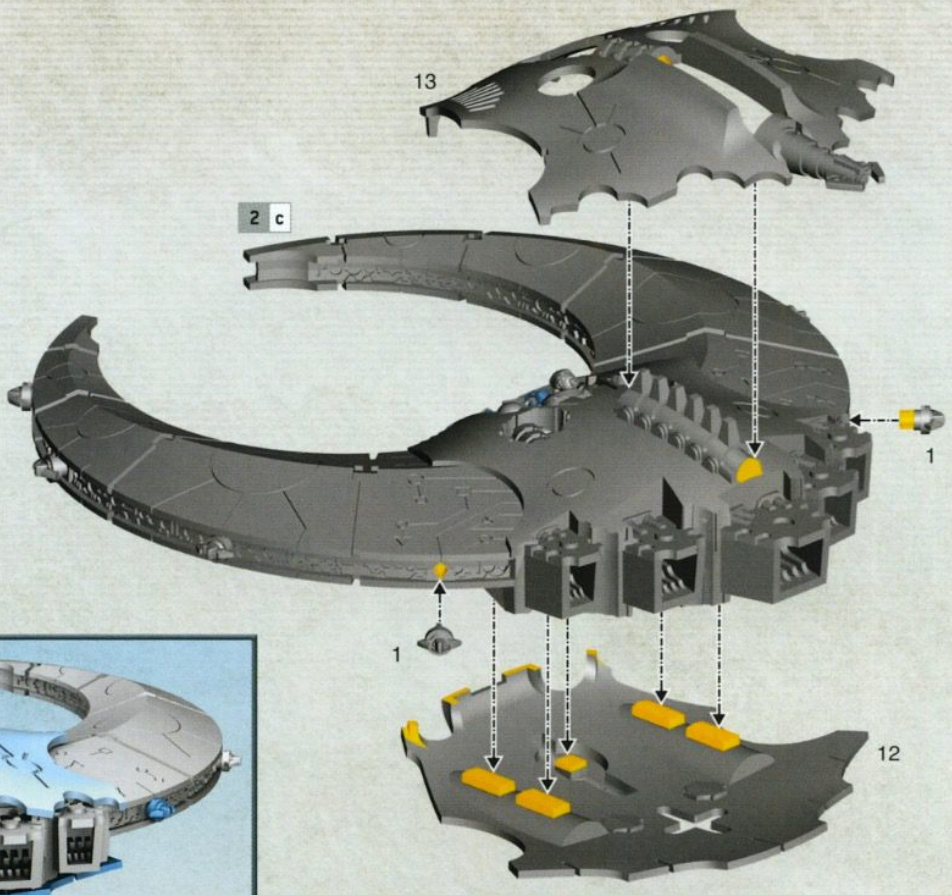






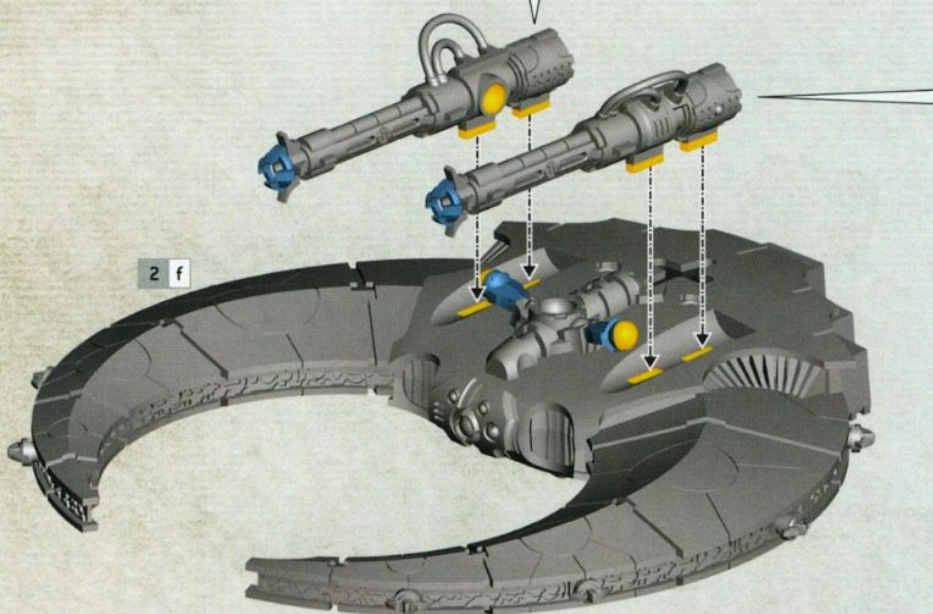
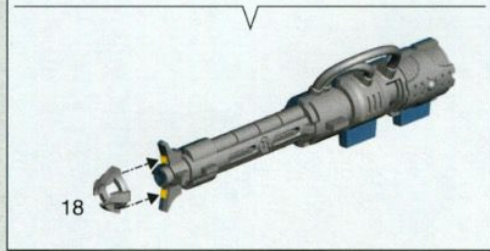
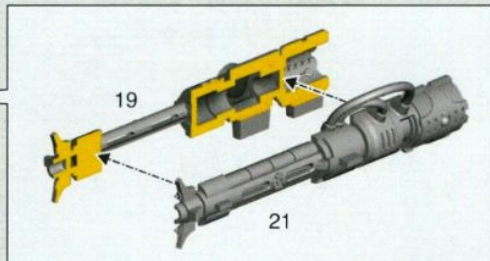
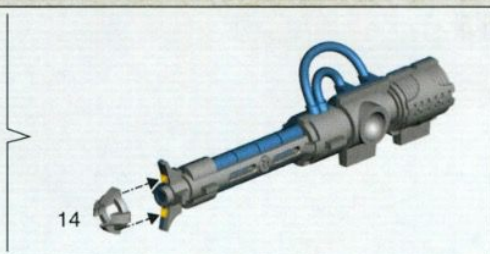
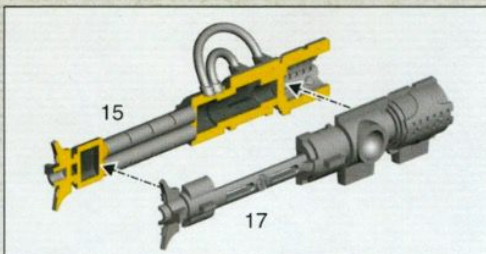
2 b



2 c 







Choose the variant you want to build | Choisissez la variante à assembler | Elige qué versión quieres montar | Wähle die variante, die du bauen Möchtest
 Scegli la variante che vuoi assemblare | 組み立てバリエーションの選択 | 选择你喜欢的拼装方式



3 DOOM SCYTHE

FAUCHEUR | NECRONS: GUADAÑA DE LA MUERTE
 TODESSICHEL | NECRONS: FALCE DEL DESTINO
 ネクロン:ドゥームサイズ | 太空死灵毁灭之镰



4 NIGHT SCYTHE

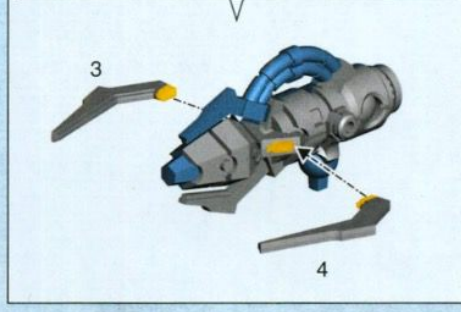
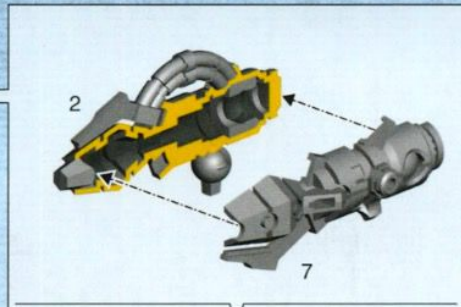

MOISSONNEUR | NECRONS: GUADAÑA DE LA NOCHE
 NACHTSICHEL | NECRONS: FALCE DELLA NOTTE
 ネクロン:ナイトサイズ | 太空死灵暗夜之镰





3 DOOM SCYTHE

FAUCHEUR | NECRONS: GUADAÑA DE LA MUERTE | TODESSICHEL | NECRONS: FALCE DEL DESTINO | ネクロン:ドゥームサイズ | 太空死灵毁灭之镰

3 a <http://bitz.club>



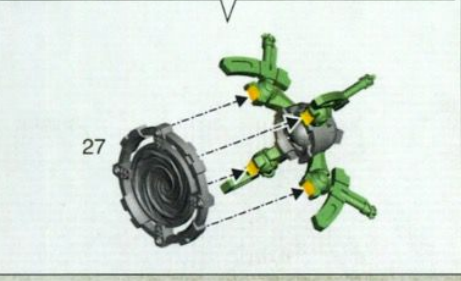
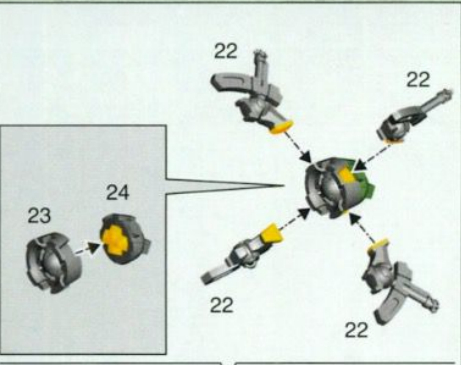
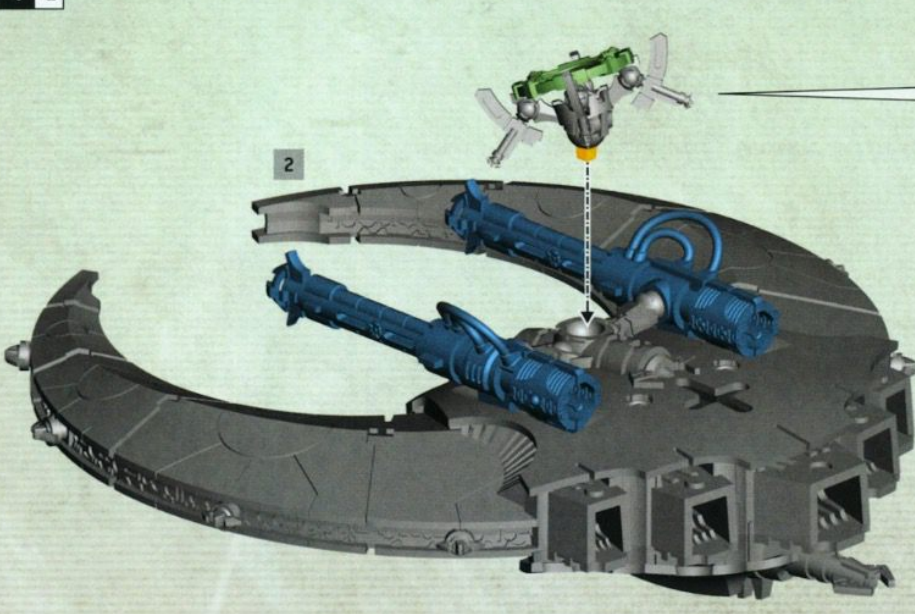
3 b





4 NIGHT SCYTHE

MOISSONNEUR | NECRONS: GUADAÑA DE LA NOCHE | NACHTSICHEL | NECRONS: FALCE DELLA NOTTE | ネクロン:ナイトサイズ | 太空死灵暗夜之镰



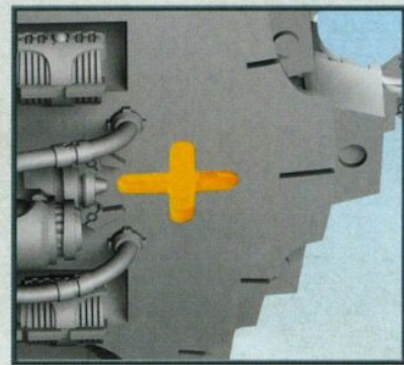
4 a



4 b




5





ENG The full painting guide can be found on citadelcolour.com/guides
FRE Le guide de peinture complet est disponible sur citadelcolour.com/guides
ESP Puedes encontrar la guía completa de pintura en citadelcolour.com/guides
GER Die vollständige Bemalanleitung findest du auf citadelcolour.com/guides

ITA Puoi trovare la guida completa alla pittura su citadelcolour.com/guides
日本語 ペイントの完全版ガイドはcitadelcolour.comに掲載されている。
中文 可以在 citadelcolour.com/guides 找到完整涂装指南。



citadelcolour.com/guides



warhammer.com

Games Workshop Limited, Willow Road, Nottingham, NG7 2WS, UK
© Copyright Games Workshop Limited 2020.

