



Free Downloads of Build Instructions,
Assembly Booklets & How To Guides


BuildInstructions.com

IMPERIAL™ ARMOUR

NECRON SENTRY PYLON WITH DEATH RAY 99590110006

NECRON SENTRY PYLON WITH DEATH RAY RESIN COMPONENTS LIST

1. Right Gun Mount
2. Left Gun Mount
3. Energy Collecting Vanes x6
4. Feedback Neutralisers x2
5. Death Ray
6. Legs x6
7. Gun Rail
8. Gun Rail Mount
9. Sentry Pylon Base
10. Stabiliser x2
11. Focus Vanes



This kit contains all the pieces required to build the Necron Sentry Pylon
with Death Ray

To glue the resin pieces together and to plastic kit parts
use Citadel Super Glue.

NOTE: We have cast this kit using the most advanced techniques
and the best quality resin, but due to the nature of the casting process your
model may contain very slight air bubbles. These can easily be filled with
model filler or super glue. Any slight warpage of thin parts can easily be
corrected by immersing the part in hot tap water for about 1 minute then
carefully bending it back into shape.


THIS IS NOT A TOY

Not suitable for children under 15 years of age.

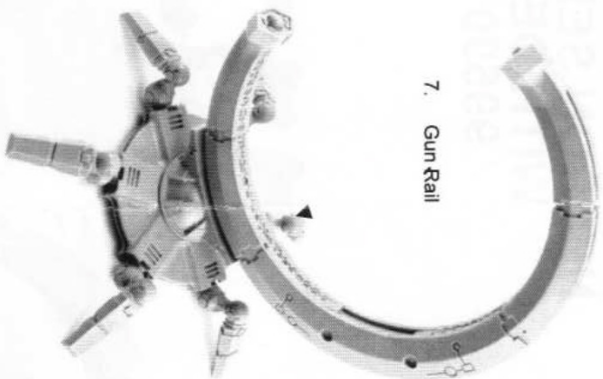
WARNING: Resin dust can be harmful if inhaled. Always wear a dust
mask or respirator when sanding or sawing resin parts.

The copyright on the model designs and components within
this box is the exclusive property of Games Workshop Ltd.
Copyright Games Workshop Ltd., 2013. All rights reserved.

9. Sentry Pylon Base

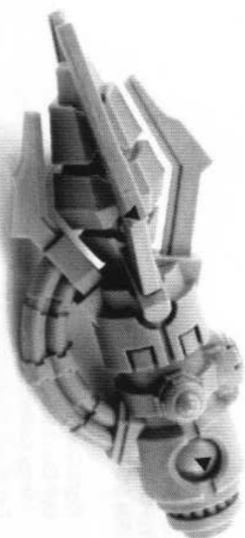


6. Legs




7. Gun Rail

4. Feedback Neutraliser

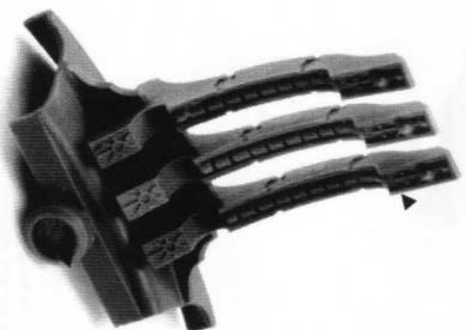


5. Death Ray

3. Energy Collecting Vanes



8. Gun Rail Mount



1. Right Gun Mount

2. Left Gun Mount

