



Free Downloads of Build Instructions,
Assembly Booklets & How To Guides

BuildInstructions.com

NECROMUNDA

- The huge variety of components included in this boxed set means that you can make each of your gang members unique just by swapping a head, weapon, etc.
- La grande variété d'éléments inclus dans cette boîte vous permet de rendre chaque membre de votre gang unique en échangeant les têtes, armes, etc.
- Durch die Vielzahl an enthaltenen Bauteilen kannst du jedes Gangmitglied individuell gestalten, etwa durch den Austausch eines Kopfes, einer Waffe usw.
 - L'ampia varietà di componenti inclusi in questo set ti consente di rendere unico ogni membro della tua gang scambiando teste, armi ecc.
- La gran variedad de componentes incluida en esta caja implica que puedes hacer que cada uno de los miembros de tu banda sea único cambiando sus cabezas, armas, etc...

'JOTUNN' H-GRADE SERVITOR OGRYNS



- ! READ THIS FIRST:** Before assembling your model kit, please read through the instructions in this booklet carefully. A pair of plastic cutters is required to remove the plastic components in this kit from their frame. We advise using a mouldline scraping tool to clean up the parts. To assemble your model, you will need plastic glue. Games Workshop sells Citadel Fine Detail Cutters, Citadel Mouldline Removers and Citadel Plastic Glue, but does not recommend these products for use by children under the age of 16 without adult supervision.
- ! À LIRE EN PREMIER :** Avant de vous lancer dans l'assemblage de ce kit, veuillez lire attentivement les instructions de ce livret. Une pince coupante est requise pour détacher chaque élément de sa grappe. Nous vous recommandons l'utilisation d'un grattoir pour ébarber les éléments. Pour l'assemblage, vous aurez également besoin de colle plastique. Games Workshop commercialise les Pinces de Précision Citadel, l'Ébarboir Citadel et la Colle Plastique Citadel, mais n'en recommande pas l'utilisation pour des enfants de moins de 16 ans sans la supervision d'un adulte.
- ! LEER ANTES DE MONTAR:** Antes de montar el contenido de este kit, lee estas instrucciones cuidadosamente. Te harán falta unas tenazas para plástico a fin de separar las piezas de la matriz. También aconsejamos una herramienta para rebabas a fin de limpiar cada pieza. Para montar la miniatura necesitarás pegamento para plástico. Games Workshop vende Tenazas Citadel, Herramientas para rebabas Citadel y Pegamento para plástico Citadel, pero no recomienda estos productos a menores de 16 años sin la supervisión de un adulto.
- ! LIES DIES ZUERST:** Bitte lies diese Anleitung sorgfältig, bevor du mit dem Zusammenbau deines Modells beginnst. Du benötigst einen Kunststoffseitenschneider, um die Kunststoffbauteile aus dem Gussrahmen herauszutrennen, und Kunststoffkleber, um die Miniatur zusammenzubauen. Außerdem empfehlen wir, die Bauteile vorher mit einem Gussgratentferner zu säubern. Games Workshop bietet Präzisions-Kunststoffseitenschneider von Citadel sowie Citadel-Kunststoffkleber an, empfiehlt aber, dass Kinder unter 16 Jahren diese nur unter Aufsicht eines Erwachsenen benutzen.
- ! LEGGI PRIMA QUESTO:** prima di assemblare il tuo modello, leggi le istruzioni di questo libretto con attenzione. Sono necessarie un paio di tronchesine per plastica per staccare i componenti dai loro sprue. Consigliamo di usare un attrezzo apposito per pulire i componenti. Per assemblare il modello avrai bisogno di colla per plastica. Games Workshop vende Tronchesine di precisione Citadel, Attrezzo per ripulire Citadel e Colla per plastica Citadel, ma non consiglia questi prodotti ad un pubblico minore di 16 anni senza la supervisione di un adulto.

- ☢ Choice of parts • Choix d'éléments • Modelos de componentes • Auswahl an Teilen • Scelta di componenti • 零件选择 • パーツ選択**
- ↻ Rotate part • Faire pivoter • Girar la pieza • Teil drehen • Ruota il componente • 旋转部件 • 向きを変更**
- ✔ Stage complete • Étape terminée • Paso completado • Schritt abgeschlossen • Fase completa • 部件组装完成 • 完了**



Citadel Plastic Glue
Colle plastique liquide Citadel
Pegamento para plástico fluido
Citadel-Kunststoffkleber
Colla per plastica fluida Citadel
 Citadel 塑料灌嘴粘胶
シタデルプラスチック接着剤流し込みタイプ




Citadel Fine Detail Cutters
Pinces de précision Citadel
Tenazas Citadel
Präzisions-Kunststoffseitenschneider
Tronchesine di precisione Citadel
 Citadel 精密剪钳
シタデルファインディテールニッパー




Citadel Mouldline Remover
Ébarboir Citadel
Herramienta para rebabas Citadel
Gussgratentferner
Attrezzo per ripulire Citadel
 Citadel 合模线刮刀
シタデルモールドラインリムーバー


HEAD OPTIONS




1



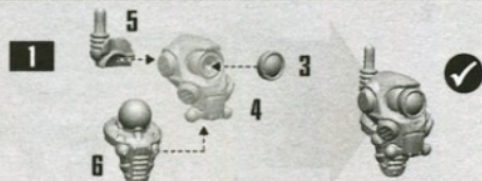
55



2

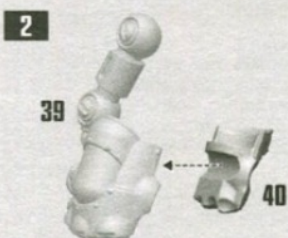


54



RIGHT ARM OPTIONS

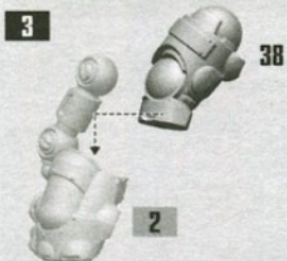
AUGMETIC FIST



2

39

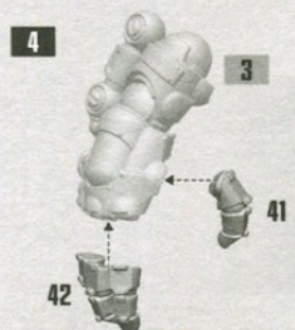
40



3

38

2




4

3

41

42



5

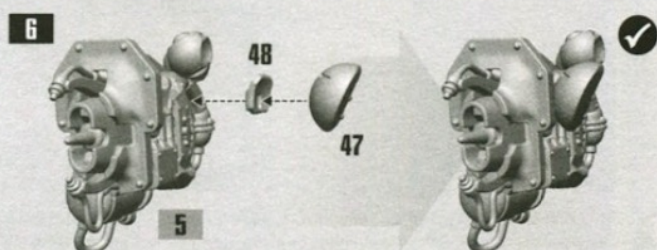
49

50

52

51

STORM-WELDER



6

48


47

5



LEFT ARM OPTIONS


AUGMETIC FIST



7

32

33





8

7

34

35



9


45

46

SPUD-JACKER




BACK OPTIONS




10

10

12



11




10

10

13

14



11

10

36

43

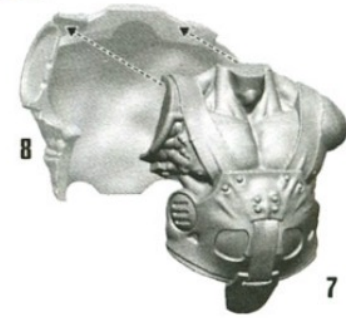


<http://bitz.club>

ARC WELDER POWER UNIT

DGRYN 1

12




13



14



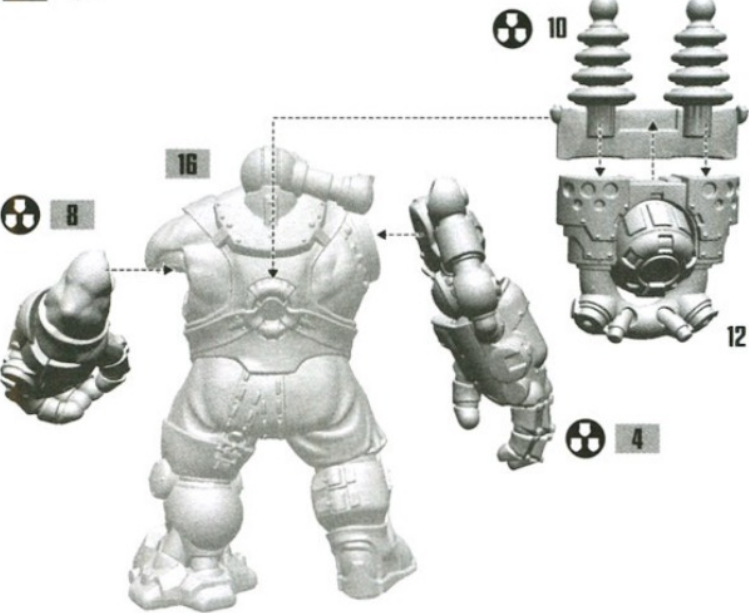
15




16



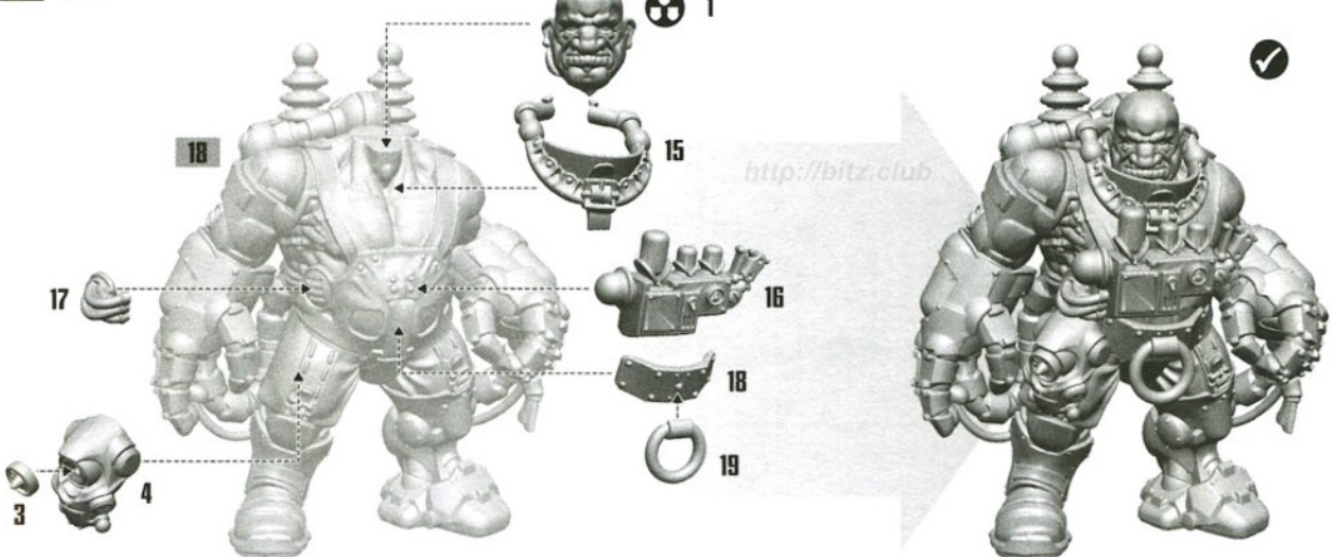
17



18



19



OGRYN 2

