



Free Downloads of Build Instructions,
Assembly Booklets & How To Guides

BuildInstructions.com

NECROMUNDA®

- The huge variety of components included in this boxed set means that you can make each of your gang members unique just by swapping a head, weapon, etc.
- La grande variété d'éléments inclus dans cette boîte vous permet de rendre chaque membre de votre gang unique en échangeant les têtes, armes, etc.
- Durch die Vielzahl an enthaltenen Bauteilen kannst du jedes Gangmitglied individuell gestalten, etwa durch den Austausch eines Kopfes, einer Waffe usw.
 - L'ampia varietà di componenti inclusi in questo set ti consente di rendere unico ogni membro della tua gang scambiando teste, armi ecc.
- La gran variedad de componentes incluida en esta caja implica que puedes hacer que cada uno de los miembros de tu banda sea único cambiando sus cabezas, armas, etc...

VAN SAAR



! READ THIS FIRST: Before assembling your model kit, please read through the instructions in this booklet carefully. A pair of plastic cutters is required to remove the plastic components in this kit from their frame. We advise using a mouldline scraping tool to clean up the parts. To assemble your model, you will need plastic glue. Games Workshop sells Citadel Fine Detail Cutters, Citadel Mouldline Remover and Citadel Plastic Glue, but does not recommend these products for use by children under the age of 16 without adult supervision.

! À LIRE EN PREMIER : Avant de vous lancer dans l'assemblage de ce kit, veuillez lire attentivement les instructions de ce livret. Une pince coupante est requise pour détacher chaque élément de sa grappe. Nous vous recommandons l'utilisation d'un grattoir pour ébarber les éléments. Pour l'assemblage, vous aurez également besoin de colle plastique. Games Workshop commercialise les Pinces de Précision Citadel, l'Ébarboir Citadel et la Colle Plastique Citadel, mais n'en recommande pas l'utilisation pour des enfants de moins de 16 ans sans la supervision d'un adulte.


! LEER ANTES DE MONTAR: Antes de montar el contenido de este kit, lee estas instrucciones cuidadosamente. Te harán falta unas tenazas para plástico a fin de separar las piezas de la matriz. También aconsejamos una herramienta para rebabas a fin de limpiar cada pieza. Para montar la miniatura necesitarás pegamento para plástico. Games Workshop vende Tenazas Citadel, Herramientas para rebabas Citadel y Pegamento para plástico Citadel, pero no recomienda estos productos a menores de 16 años sin la supervisión de un adulto.

! LIES DIES ZUERST: Bitte lies diese Anleitung sorgfältig, bevor du mit dem Zusammenbau deines Modells beginnst. Du benötigst einen Kunststoffseitschneider, um die Kunststoffbauteile aus dem Gussrahmen herauszutrennen, und Kunststoffkleber, um die Miniatur zusammenzubauen. Außerdem empfehlen wir, die Bauteile vorher mit einem Gussgratentferner zu säubern. Games Workshop bietet Präzisions-Kunststoffseitschneider von Citadel sowie Citadel-Kunststoffkleber an, empfiehlt aber, dass Kinder unter 16 Jahren diese nur unter Aufsicht eines Erwachsenen benutzen.


! LEGGI PRIMA QUESTO: prima di assemblare il tuo modello, leggi le istruzioni di questo libretto con attenzione. Sono necessarie un paio di tronchesine per plastica per staccare i componenti dai loro sprue. Consigliamo di usare un attrezzo apposito per pulire i componenti. Per assemblare il modello avrai bisogno di colla per plastica. Games Workshop vende Tronchesine di precisione Citadel, Attrezzo per ripulire Citadel e Colla per plastica Citadel, ma non consiglia questi prodotti ad un pubblico minore di 16 anni senza la supervisione di un adulto.



Citadel Plastic Glue Thin
Colle plastique liquide Citadel
Pegamento para plástico fluido
Citadel-Kunststoffkleber
Colla per plastica fluida Citadel



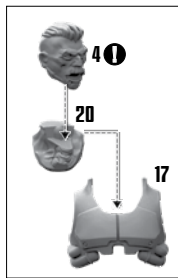


Citadel Fine Detail Cutters
Pinces de précision Citadel
Tenazas Citadel
Präzisions-Kunststoffseitschneider
Tronchesine di precisione Citadel


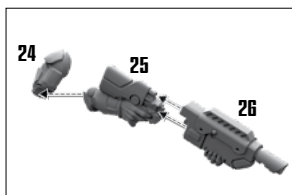


Citadel Mouldline Remover
Ébarboir Citadel
Herramienta para rebabas
Citadel
Gussgratentferner
Attrezzo per ripulire Citadel

16+
16+
16+
16+
16+
16+
16+
16+
16+
16+

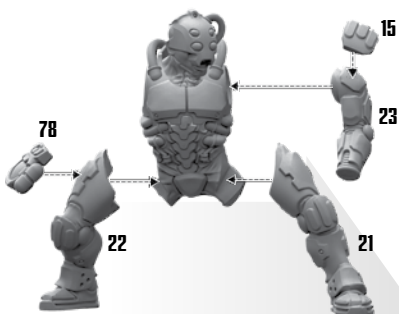
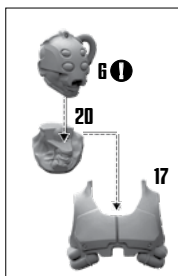


MAEX


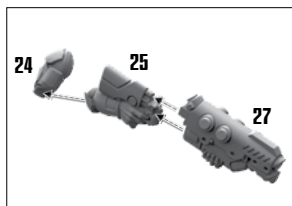


1 Assemble first • Assembler en premier • Montar primero • Baue dies zuerst zusammen • Assembla per primo

2 Assemble last • Assembler en dernier • Montar último • Baue dies zuletzt zusammen • Assembla per ultimo


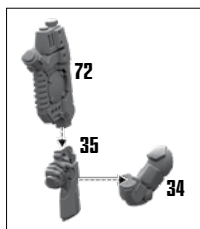
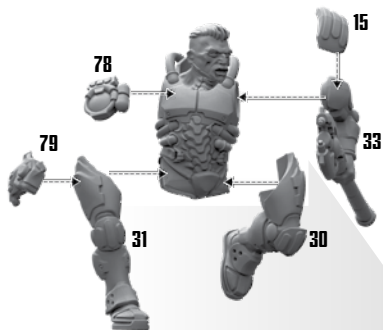

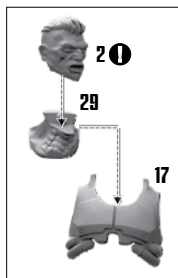


KOEN



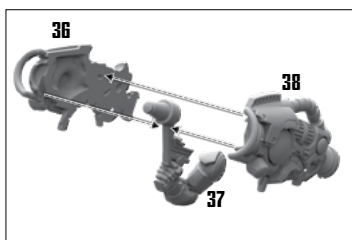
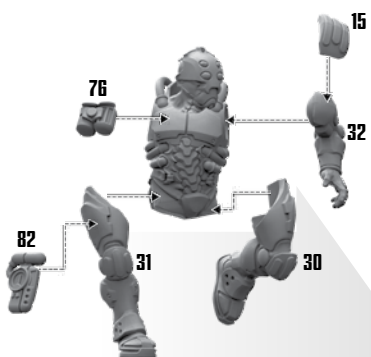

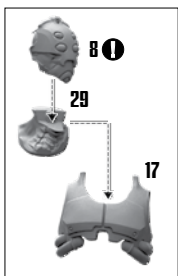
1 Assemble first • Assembler en premier • Montar primero • Baue dies zuerst zusammen • Assembla per primo

2 Assemble last • Assembler en dernier • Montar último • Baue dies zuletzt zusammen • Assembla per ultimo



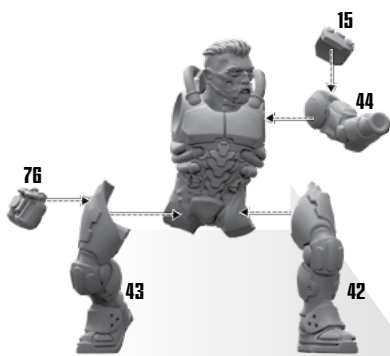

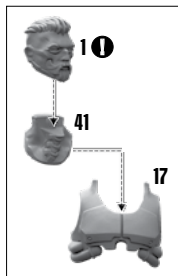
1 Assemble first • Assembler en premier • Montar primero • Baue dies zuerst zusammen • Assembla per primo

1 Assemble last • Assembler en dernier • Montar último • Baue dies zuletzt zusammen • Assembla per ultimo


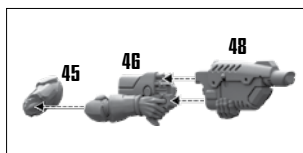


1 Assemble first • Assembler en premier • Montar primero • Baue dies zuerst zusammen • Assembla per primo

1 Assemble last • Assembler en dernier • Montar último • Baue dies zuletzt zusammen • Assembla per ultimo


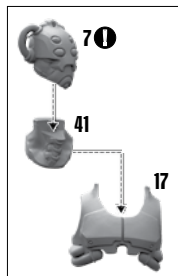


RUTGEER


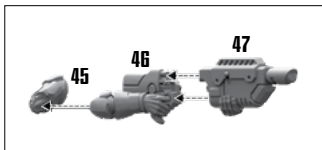


1 Assemble first • Assembler en premier • Montar primero • Baue dies zuerst zusammen • Assembla per primo

1 Assemble last • Assembler en dernier • Montar último • Baue dies zuletzt zusammen • Assembla per ultimo



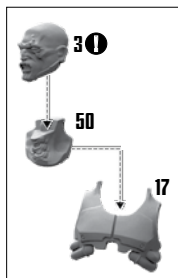


DAEL


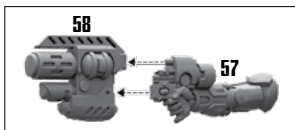
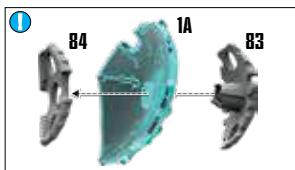


1 Assemble first • Assembler en premier • Montar primero • Baue dies zuerst zusammen • Assembla per primo

1 Assemble last • Assembler en dernier • Montar último • Baue dies zuletzt zusammen • Assembla per ultimo



LUCIEN 'THE HAMMER' HARGEN



1 Parts 83 and 84 can be painted while still on the sprue. The transparent shield can be attached after these parts have been painted.

• Les éléments 83 et 84 peuvent être peints directement sur la grappe. Le bouclier transparent peut être fixé après que ces éléments aient été peints.



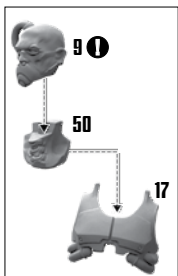
• I componenti 83 e 84 possono essere dipinti ancora sullo sprue. Lo scudo trasparente può essere attaccato dopo che questi componenti sono stati dipinti.

• Teile 83 und 84 können im Gussrahmen bemalt werden. Der transparente Schild kann angebracht werden, nachdem diese Teile bemalt wurden.


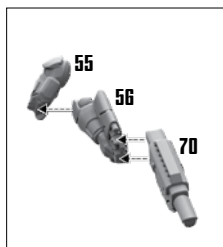
• Las partes 83 y 84 se pueden pintar mientras están en la matriz. El escudo transparente se puede añadir después de pintar estas partes.

1 Assemble first • Assembler en premier • Montar primero • Baue dies zuerst zusammen • Assembla per primo

1 Assemble last • Assembler en dernier • Montar último • Baue dies zuletzt zusammen • Assembla per ultimo

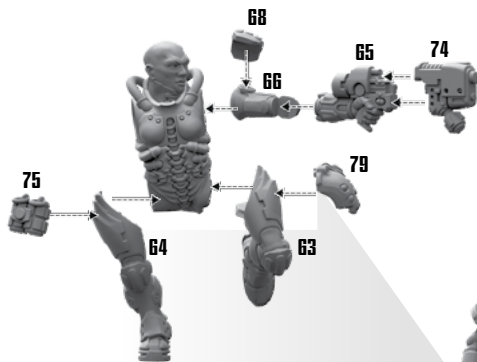
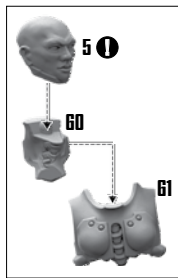


MARTEUS

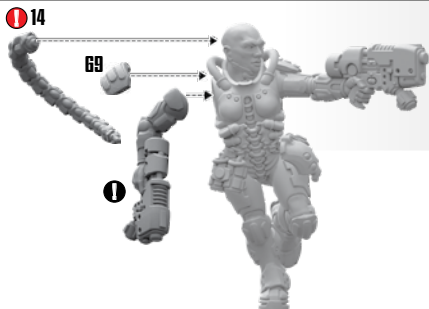



1 Assemble first • Assembler en premier • Montar primero • Baue dies zuerst zusammen • Assembla per primo

1 Assemble last • Assembler en dernier • Montar último • Baue dies zuletzt zusammen • Assembla per ultimo


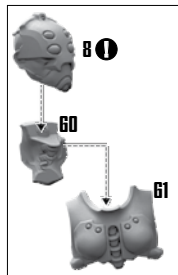


LISBET 'DARKFINDER'

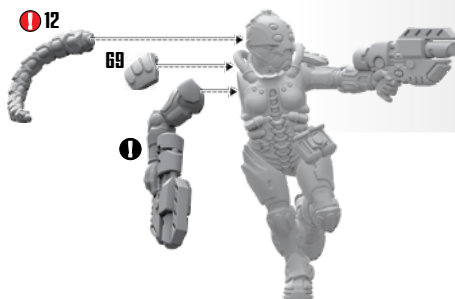
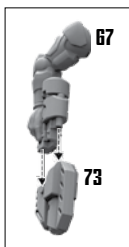


1 Assemble first • Assembler en premier • Montar primero • Baue dies zuerst zusammen • Assembla per primo

1 Assemble last • Assembler en dernier • Montar último • Baue dies zuletzt zusammen • Assembla per ultimo



ONIA



1 Assemble first • Assembler en premier • Montar primero • Baue dies zuerst zusammen • Assembla per primo

1 Assemble last • Assembler en dernier • Montar último • Baue dies zuletzt zusammen • Assembla per ultimo

- The huge variety of components included in this boxed set means that you can make each of your gang members unique just by swapping a head, weapon, etc.
- La grande variété d'éléments inclus dans cette boîte vous permet de rendre chaque membre de votre gang unique en échangeant les têtes, armes, etc.
- Durch die Vielzahl an enthaltenen Bauteilen kannst du jedes Gangmitglied individuell gestalten, etwa durch den Austausch eines Kopfes, einer Waffe usw.
 - L'ampia varietà di componenti inclusi in questo set ti consente di rendere unico ogni membro della tua gang scambiando teste, armi ecc.
- La gran variedad de componentes incluida en esta caja implica que puedes hacer que cada uno de los miembros de tu banda sea único cambiando sus cabezas, armas, etc...



THE NEXUS NINES

HOUSE VAN SAAR

LEADER



LUCIEN 'THE HAMMER'
HARGEN

CHAMPIONS



HANSELT



LISBET 'DARKFINDER'



LARZ
'LIGHTNING HAND'

GANGERS



RUTGEER



KOEN



MARTEEUS



DAEL



MAEX



ONIA