




Free Downloads of Build Instructions,  
Assembly Booklets & How To Guides

**BuildInstructions.com**

# IMPERIAL™ ARMOUR

## MARAUDER DESTROYER IMPERIAL BOMBER



STARBOARD  
WING

FUSELAGE  
TOP

TAIL  
SPINE


FUSELAGE REAR

FUSELAGE  
BOTTOM

PORT WING


## COMPONENTS LIST

1. Fuselage Top
2. Fuselage Bottom
3. Fuselage Front
4. Port Wing
5. Starboard Wing
6. Bomb Bay Doors (x2)
7. Nose
8. Triple Autocannons (x2)
9. Fuselage Rear
10. Assault Cannons (x2)
11. Gun Sight
12. Gun Mount
13. Gun Shield
14. Heavy Bolter (x2)
15. Doors (x2)
16. Mid Turret Top
17. Mid Turret Bottom
18. Tail Spine
19. Port Tail Fin
20. Starboard Tail Fin
21. Port Tail Plane
22. Starboard Tail Plane
23. Engine (x4)
24. Engine Exhaust (x4)
25. Engine Extension (x2)
26. Port Flap
27. Starboard Flap
28. Front Undercarriage Leg
29. Port Undercarriage Leg
30. Starboard Undercarriage Leg
31. Skids (x3)
32. Pilot
33. Navigator
34. Navigator's Seat
35. Cockpit
36. Ladder
37. Mid Gunner's Seat with Gunner
38. Top Sight
39. Port Thruster
40. Starboard Thruster
41. Bomb Sight
42. Clear Glazing Sheet



#### ASSEMBLY OPTIONS

The landing gear can be built retracted by omitting parts 28-30 and gluing the skids directly to the fuselage



AL™  
R

# MARAUDER DESTROYER IMPERIAL BOMBER

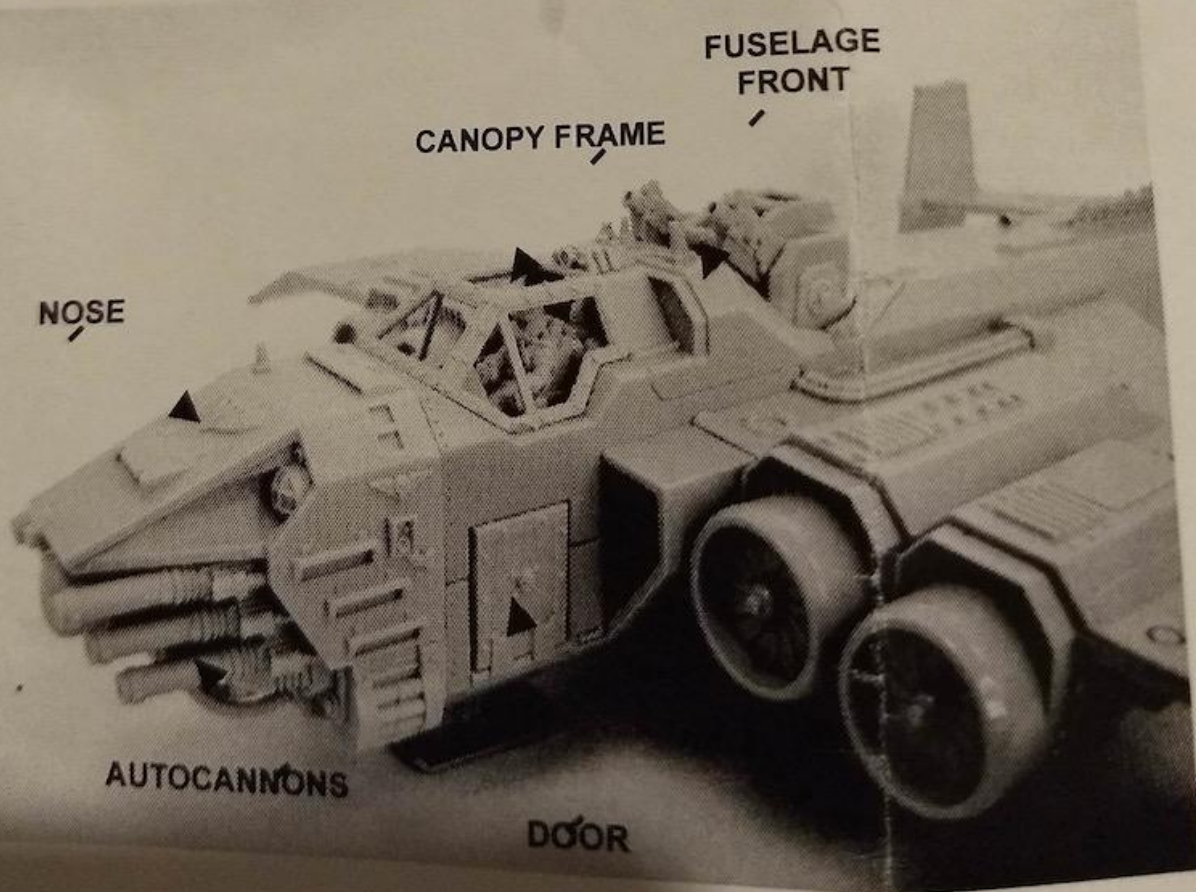


NAVIGATOR NAVIGATOR'S SEAT

PILOT

COCKPIT

LADDER



NOSE

CANOPY FRAME

FUSELAGE FRONT

AUTOCANNONS

DOOR

