

Free Downloads of Build Instructions,  
Assembly Booklets & How To Guides

**BuildInstructions.com**

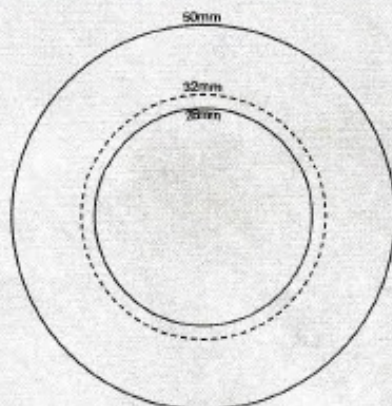
- Assemblies for build variants are colour coded.
- Les assemblages de variantes ont un code couleur.
- Las instrucciones para montajes alternativos se indican con un color diferente.
- Optionen für Bauvarianten sind farblich markiert.
- Le diverse varianti d'assemblaggio sono divise per colore.
- バリエーション違いの組み立ては色分けされている。
- 変体版拼装部件有颜色区分






**USE CORRECT BASES | UTILISEZ LES SOCLÉS APPROPRIÉS | USA LAS PEANAS CORRECTAS | BASEGRÖSSEN BEACHTEN | USA LE BASETTE CORRETTE**  
**適切なベースサイズ | 使用正統的底座**

- Your models are supplied with different sized bases. Use the diagram on the right to help you to determine which is the correct base for the model you are building.
- Vos figurines sont fournies avec des socles de tailles variées. Utilisez le diagramme ci-contre pour vous aider à déterminer quel est le socle adapté à la figurine que vous assemblez.
- Tus miniaturas se suministran con peanas de diferentes tamaños. Usa el diagrama a la derecha para ayudarte a determinar cuál es la peana correcta para la miniatura que estás montando.
- Für jede Miniatur ist eine bestimmte Basegröße vorgesehen. Mit dem Diagramm rechts kannst du bestimmen, welches Base zu dem Modell gehört, das du gerade zusammenbaust.
- I tuoi modelli sono forniti con basette di dimensioni differenti. Usa l'immagine a destra per aiutarti a determinare qual è la basetta corretta per il modello che stai assemblando.
- ミニチュアにはそれぞれ異なる大きさのベースが付属している。右の図を参考に、組み立て中のミニチュアに対応した適切なベースを使用すること。
- 我们为模型提供了不同尺寸的底座。请使用右侧的图示协助您判断哪种尺寸的底座适合您正在组装的模型。

1:1



CONTENTS | CONTENU | CONTENIDO | INHALT | CONTENUTO | コンテンツ | 内含板件



- Choose the variants you want to build
- Choisissez les variantes que vous souhaitez assembler
- Escoge la variante que quieres montar
- Wähle die Varianten, die du bauen möchtest

- Scegli le varianti che vuoi assemblare
- 組み立てたいバリエーションを選択
- 选择您要组装的方案



**!** **3** **-1**

• Long quill • Leng Piquant • Púslarga  
• Langstachel • Lungapenna  
• ロングウィル • 长羽者

**4**

• Kroot Carnivore • Carnivore Kroot  
• Carnivore Kroot • Kroot-Jäger • Kroot Carnivoro  
• クロート・カーニヴォア • 克鲁特肉食者

**3** **a** **-1**

C14 C13 C15 C16

**3 b -1**

C17

C94 x6

C95 x5

C96

C19

C18

C21

C20

3 a

30mm

**4**

C13

C14

C25

C23

C22

C94 x6

C95 x5

C24

C19

40mm

**5 -1**

**6**

- Long-kill • Long Piquant • Pöalanga
- Langtachel • Lungepenna
- ロングキル • 長羽者

- Kroat Carnivore • Carnivore Kroat
- Carnivora Kroat • Kroat-Jäger • Kroat Carnivoro
- クレート・カーニヴォア • 兇鳥特種食者

**5 a -1**

C1

C2

C3

C4

**5 b**

C5

C94 x6

C95 x5

C96

C7

C6

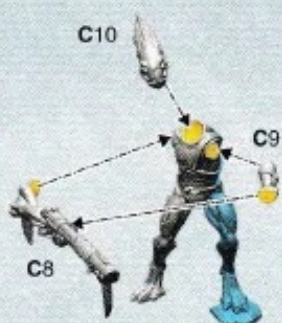
C21

C20

5 a

30mm

6



C94 x6 C95 x5



7 a 1



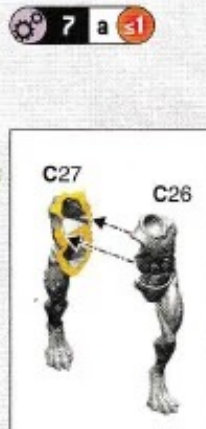
8



9

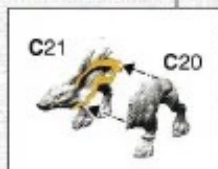
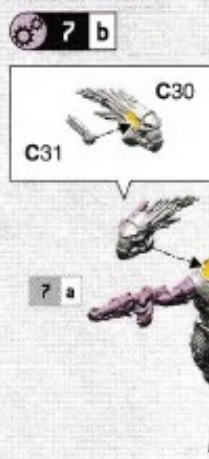


7 a 1

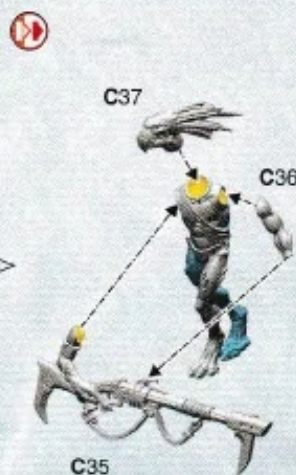


C28

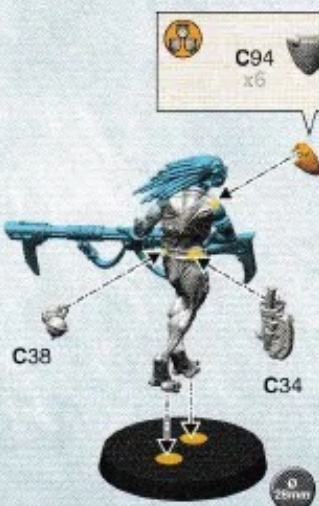
7 b

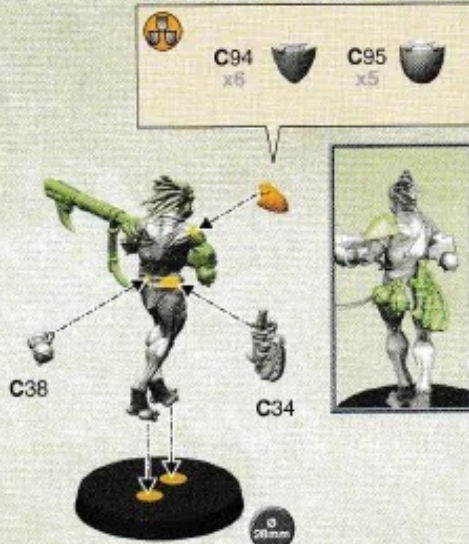


8



C94 x6 C95 x5





- Interchangeable Parts
- Éléments interchangeables
- Partes intercambiáveis
- Austauschbare Teile

- Componenti intercambiabili
- 組み換え可能な部品
- 可互换零件


C94 x6



C95 x5



20mm



**12 a**

C39 C40

38mm

**12 b**

**12 c**

**12 b**

12 a

C43

C41 C42

C44

C46

C45

C47

**12 c**

12 a

C48

C49

C91

C50

C47

**13 a**

C57 C58

38mm

**13 b**

**13 c**

**13 b**

13 a

C63

C64

C81

**13 c**

C60

C59

C69

13 d

13 b/c



14 a

C65 C66



! 14 b



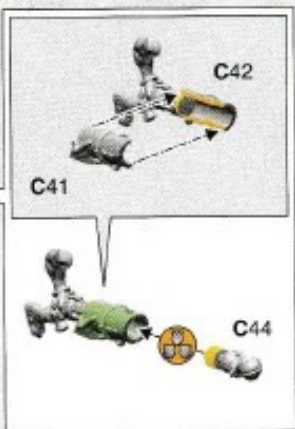

14 c



14 b



14 c



15 a

C72 C73



! 15 b



15 c





15 b



C76



15 c



C46



15 d



16 a



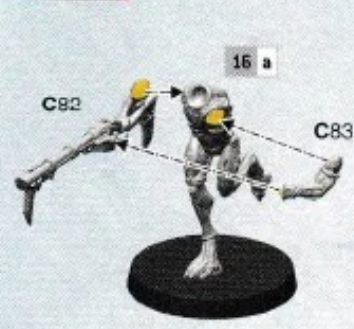
16 b



16 c



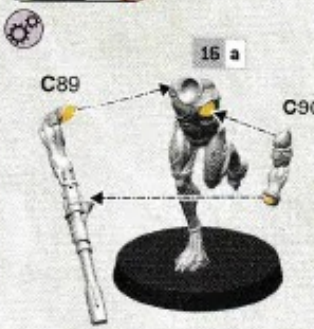
16 b



C84



16 c


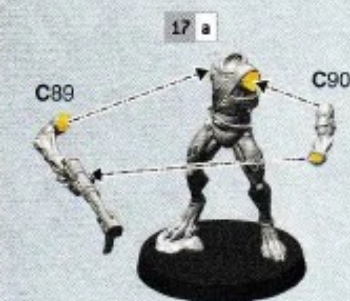


C25



16 d



**17 a****17 b****17 c****17 b****C91****17 c****C55****17 d****3-17**