



Free Downloads of Build Instructions,  
Assembly Booklets & How To Guides


**BuildInstructions.com**

# WARHAMMER

40,000

# KILL TEAM

## SKIRMISH COMBAT IN THE 41<sup>ST</sup> MILLENNIUM



# CHAINATH

READ THIS FIRST | À LIRE EN PRIORITÉ | BITTE BEACHTEN | LEE ESTO PRIMERO | LEGGI PRIMA QUESTO | 最初にお読みください。| 请优先阅读

**BEFORE ASSEMBLING YOUR MINIATURES, PLEASE READ THROUGH THE INSTRUCTIONS IN THIS BOOKLET CAREFULLY.** A pair of plastic cutters is required to remove components in this kit from their frame. We advise using a mouldline scraping tool to clean. To assemble your model you will need plastic glue. Games Workshop sells Citadel Fine Detail Glue, Citadel Mouldline Remover and Citadel Plastic Glue, but does not recommend these products for use by children under the age of 16 without adult supervision.

**AVANT D'ASSEMBLER VOS FIGURINES, VEUILLEZ LIRE ATTENTIVEMENT LES INSTRUCTIONS DE CE LIVRET.** Une pince coupante est requise pour détacher chaque élément de sa matrice. Nous vous recommandons l'utilisation d'un grattoir pour ébarber les éléments. Pour assembler votre modèle vous aurez également besoin de colle plastique. Games Workshop commercialise les produits suivants : Citadel Fine Detail Glue, Citadel Mouldline Remover et la Colle Plastique Citadel, mais n'en recommande pas l'utilisation par des enfants de moins de 16 ans sans la supervision d'un adulte.

**BEFORE ASSEMBLING YOUR MINIATURES, PLEASE READ THROUGH THE INSTRUCTIONS IN THIS BOOKLET CAREFULLY.** A pair of plastic cutters is required to remove components in this kit from their frame. We advise using a mouldline scraping tool to clean. To assemble your model you will need plastic glue. Games Workshop sells Citadel Fine Detail Glue, Citadel Mouldline Remover and Citadel Plastic Glue, but does not recommend these products for use by children under the age of 16 without adult supervision.

**BEFORE ASSEMBLING YOUR MINIATURES, PLEASE READ THROUGH THE INSTRUCTIONS IN THIS BOOKLET CAREFULLY.** A pair of plastic cutters is required to remove components in this kit from their frame. We advise using a mouldline scraping tool to clean. To assemble your model you will need plastic glue. Games Workshop sells Citadel Fine Detail Glue, Citadel Mouldline Remover and Citadel Plastic Glue, but does not recommend these products for use by children under the age of 16 without adult supervision.

Kunststoffseitschneider, um die Kunststoffbauteile aus dem Gussrahmen herauszutrennen, und Kunststoffkleber, um die Miniatur zusammenzubauen. Außerdem empfehlen wir, die Bauteile vorher mit einem Gussgratentferner zu säubern. Games Workshop bietet Präzisions-Kunststoffseitschneider von Citadel sowie Citadel-Kunststoffkleber an, empfiehlt aber, dass Kinder unter 16 Jahren diese nur unter Aufsicht eines Erwachsenen benutzen.

**17A PRIMA DI ASSEMBLARE LE TUE MINIATURE LEGGI ATTENTAMENTE TUTTE LE ISTRUZIONI DI QUESTO LIBRETTO.** Sono necessarie un paio di tronchesine per plastica per staccare i componenti dai loro sprue. Consigliamo di usare un attrezzo apposito per pulire i componenti. Per assemblare il modello avrai bisogno di colla per plastica. Games Workshop vende Tronchesine di precisione Citadel. Attrezzo per ripulire Citadel e Colla per plastica Citadel, ma non consiglia questi prodotti ad un pubblico minore di 16 anni senza la supervisione di un adulto.

**17A** このキット内のフレームからプラスチックパーツを切り離すためには、ニッパーが必要です。パーツのモールドを平らにするには、専用ツールを使用をお勧めいたします。本キットの組み立てには、プラ用接着剤が必要です。ゲームワークショップはシタデル・ニッパー、プラ用接着剤、シタデル・モールドラインリムーバーを販売しておりますが、16歳以下の子供が大人の監督なしにこれらの道具を使用されることをお勧めしません。

**17A** 你需要一把模型剪将塑料部件从板件上剪下来。我们建议使用分模线刮刀来处理零件。组装时你还需要用到模型胶水。你可以从 Games Workshop 处购买到 Citadel Fine Detail Cutter 模型剪、Citadel Mouldline Remover 分模线刮刀和 Citadel Plastic Glue 模型胶，但 16 岁以下儿童不得在没有成年人监护的情况下使用这些产品。

OF SYMBOLS | EXPLICATION DES SYMBOLES | EXPLICACIÓN DE SÍMBOLOS | ERLÄUTERUNG DER SYMBOLE | LEGENDA DEI SIMBOLI | アイコン解説 | 符号说

instruction - Please read  
instructions carefully  
instructions spéciales - Lire attentivement  
les instructions de ce livret  
instrucción especial: Por favor, léela  
cuidadosamente  
Anweisung - Bitte lesen  
die Anweisungen  
special instructions - Leggi attentamente  
le istruzioni di questo libretto  
特別指示 - 必ずお読みください  
特別指示 - 请务必仔细阅读



- Variant assembly
- Variante d'assemblage
- Variante de montaje
- Bauvariante
- Assemblaggio alternativo
- 組み立てバリエーション
- 各種組み立て



- Choice of parts
- Choix d'éléments
- Modelos de componentes
- Auswahl an Teilen
- Scelta di componenti
- パーツの選択



- Repeat process
- Répéter l'étape
- Repetir pasos
- Vorgang wiederholen
- Ripetere il processo




A



B


ø 25mm  
x10  
ø 25mm  
x3




C



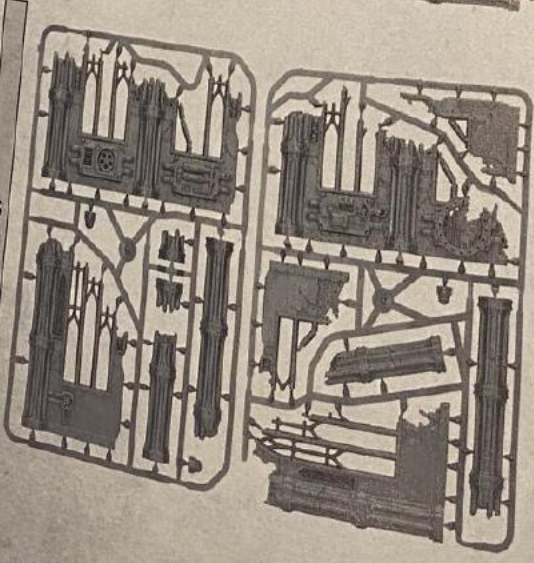
D



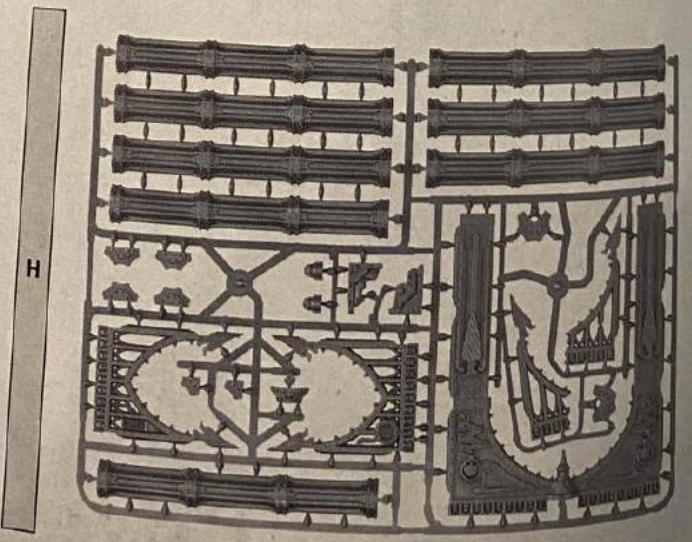
E  
x2



F  
x2

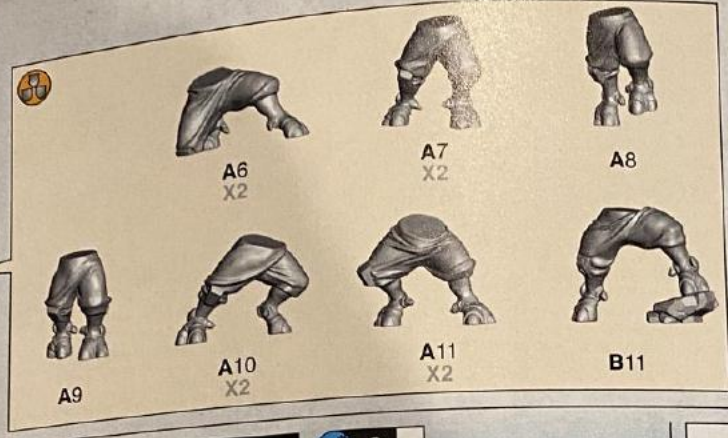


G  
x3



H

1 x10



2 a



2 b



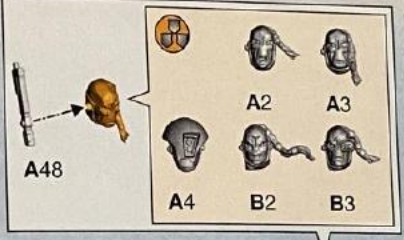
Shas'ui Pathfinder  
Shas'ui Cibleur  
Rastreador Shas'ui  
Späher-Shas'ui  
Esploratore Shas'ui  
シヤス=ウィ・パスファインダー  
火氏老兵探路者

Shas'ui Pathfinder  
Shas'ui Cibleur  
Rastreador Shas'ui  
Späher-Shas'ui  
Esploratore Shas'ui  
シヤス=ウィ・パスファインダー  
火氏老兵探路者


2 a



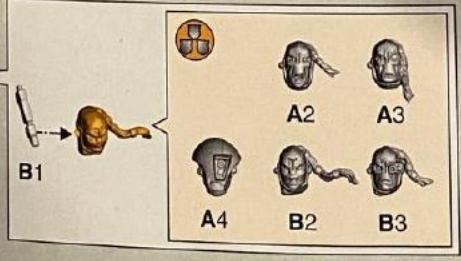
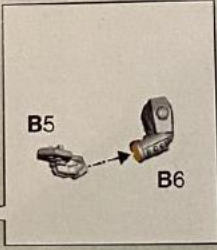
1



2 b



1



B39



3 x6



Shas'la Pathfinder  
Shas'la Cibleur  
Rastreador Shas'la  
Späher-Shas'la  
Esploratore Shas'la  
シヤス=ラ・バスマイナダー  
火氏探路者

4



Communications Specialist Pathfinder  
Cibleur Spécialiste des Transmissions  
Rastreador Especialista en Comunicaciones  
Späher-Kommunikationsspezialist  
Esploratore Specialista delle Comunicazioni  
コミュニケーション・スペシャリスト・  
バスマイナダー  
通讯专家探路者

5 x3



Weapons Expert Pathfinder  
Cibleur Expert en Armes  
Rastreador experto en armas  
Späher-Waffenexperte  
Esploratore Esperto d'Armi  
ウェポンエキスパート・バスマイナダー  
武器专家探路者

6 x3



Weapons Expert Pathfinder  
Cibleur Expert en Armes  
Rastreador experto en armas  
Späher-Waffenexperte  
Esploratore Esperto d'Armi  
ウェポンエキスパート・バスマイナダー  
武器专家探路者

7



Marksman Pathfinder  
Cibleur Sniper  
Rastreador Tirador  
Späher-Scharfschütze  
Esploratore Tiratore Scelto  
マークスマン・バスマイナダー  
神射手探路者

3 x6



+



A12

A13



A14

A15



A16

A17



A18

A19



A21

A22



A23



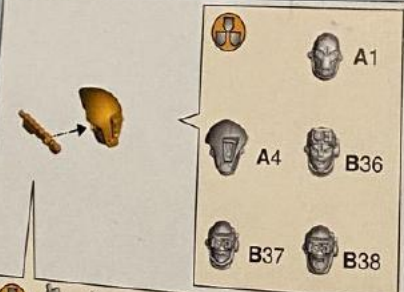
A24

A25



A27

A28



- A1
- A4
- B36
- B37
- B38



- A48
- A49
- A50
- A51
- A52
- B1





A41

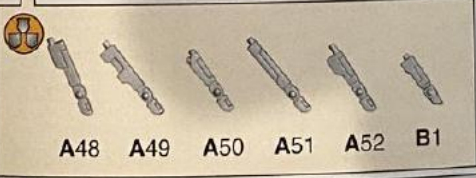
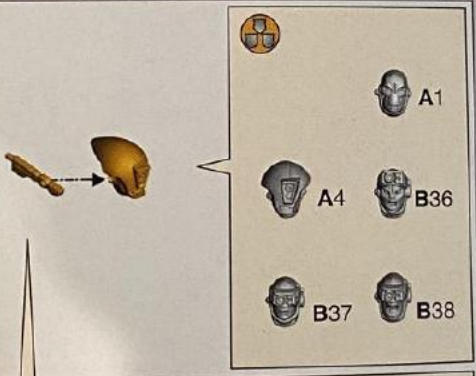
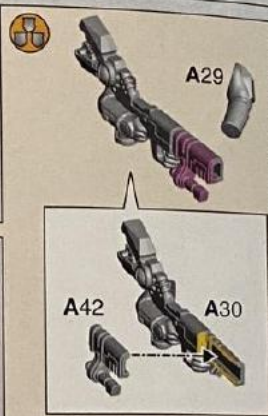
+





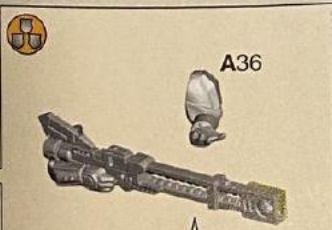
4



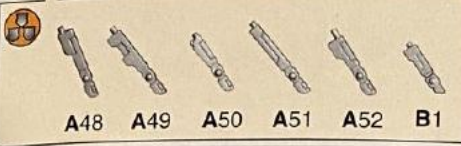

5 x3



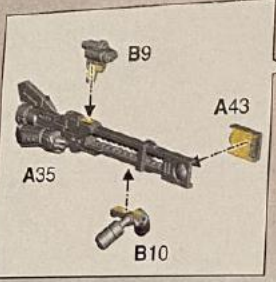
6 a x3



6 b x3



7



8



**Blooded Pathfinder**  
 Cibleur Valeureux  
 Rastreador Aguerrido  
 Erfahrener Späher  
 Esploratore Insanguinato  
 ブラッテッド・パスファインダー  
 血色探路者

9



**Drone Controller Pathfinder**  
 Cibleur Contrôleur de Drones  
 Rastreador Controlador de Drones  
 Späher mit Drohnensteuerung  
 Esploratore Pilota di Droni  
 ドローンコントローラー・パスファインダー  
 无人机制御器探路者

10



**Assault Grenadier Pathfinder**  
 Cibleur Grenadier d'Assaut  
 Rastreador Granadero de Asalto  
 Späher-Sturmgranadier  
 Esploratore Granatiere d'Assalto  
 アサルトグレネーディア・パスファインダー  
 突击掷弹兵探路者

11



**Medical Technician Pathfinder**  
 Cibleur Technicien Médical  
 Rastreador Técnico Sanitario  
 Medizintechnischer Späher  
 Esploratore Meditecnico  
 メディカルテクニシャン・パスファインダー  
 医疗技师探路者

12

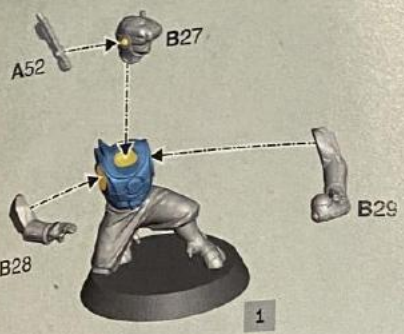


**Transpectral Interference Pathfinder**  
 Cibleur Brouilleur Transpectral  
 Rastreador Interferidor Transpectral  
 Transspektralinterferenz-Späher  
 Esploratore Disturbatore Transspettrale  
 トランススペクトラル・インターフェレンス・パスファインダー  
 超光谱干扰探路者


8



9



1



10



1




11




1



12



1





13



2-12



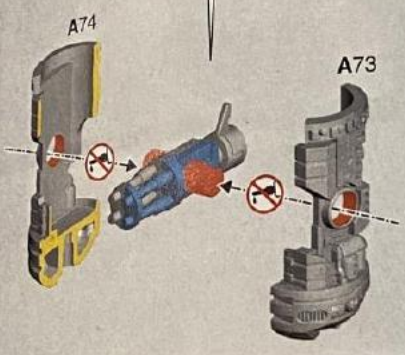
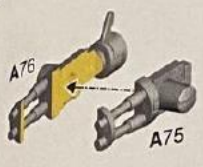
14

<p>MV33 Grav-Inhibitor Drone Dron inhibiteur MV33 Dron AntiGravedad MV33 MV33-Gravinhilitoridrohne Dron Inibitore Grav MV33 MV33 グラヴィンヒビター・ドローン MV33 重力抑制無人機</p>	<p>MV31 Pulse Accelerator Drone Dron impulseur MV31 Dron Acelerador de inducción MV31 MV31-Pulsbeschleunigerdrohne Dron Acceleratore di Impulsi MV31 MV31 /ピルスアクセラレータ・ドローン MV31 脉冲加速無人機</p>	<p>MV1 Gun Drone Dron Armé MV1 Dron de combat MV1 MV1-Angriffsdrohne Dron Arma MV1 MV1 ガン・ドローン MV1 火炮無人機</p>	<p>MV7 Marker Drone Dron de Marquage MV7 Dron telemétrico MV7 MV7-Markiererdrohne Dron Tracciatore MV7 MV7 マーカー・ドローン MV7 标记无人机</p>	<p>MV4 Shield Drone Dron de Bouclier MV4 Dron de defensa MV4 MV4-Schilddrohne Dron Scudo MV4 MV4 シールド・ドローン MV4 护盾无人机</p>

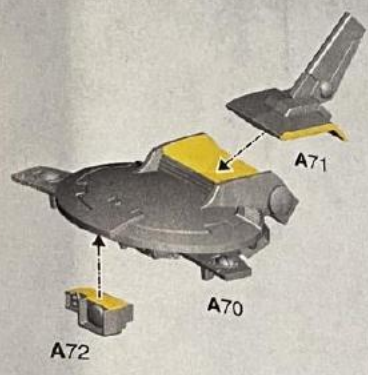
<p>A82 A81</p>		<p>A85 A86 A87</p>
<p>A79 A80</p>		
<p>A89 A88 A90</p>		
<p>A84 A83</p>		
<p>A78</p>		

15 a

MB3 Pacca Drone  
 Drone de Reconnaissance MB3  
 Drone de Reconnaissance MB3  
 MB3-Juhtäntäyttölaite  
 Drone da Ricognizione MB3  
 MB3 レコンドローン  
 MB3 偵察无人机



15 b



15 c



16 a



16 b



Novitiate Superior  
Novice Supérieure  
Novicia Superior  
Priorisnovizin  
Novizia Superiora  
ノヴィシエイト・スベリオール  
見習隊長

16 c

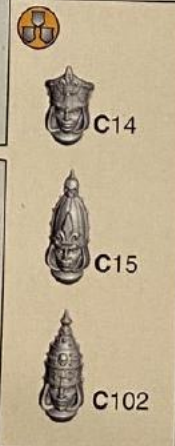
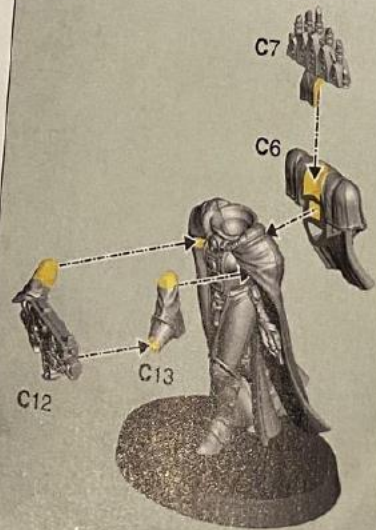


Novitiate Superior  
Novice Supérieure  
Novicia Superior  
Priorisnovizin  
Novizia Superiora  
ノヴィシエイト・スベリオール  
見習隊長

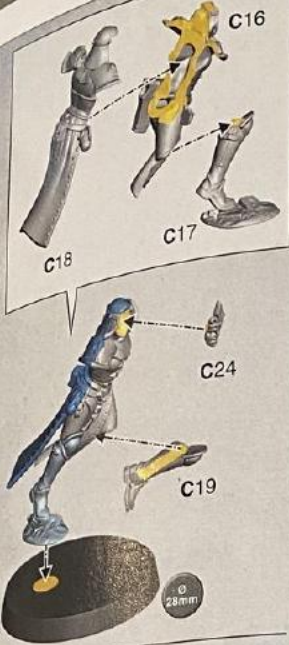
16 b



16 c



17 a



17 c



Novitiate Militant  
 Novice Militante  
 Novicia Militante  
 Militarismovizin  
 Novizia Militant  
 ノヴィシエイト・ミリタント  
 装备自动手枪

17 c



Novitiate Militant  
 Novice Militante  
 Novicia Militante  
 Militarismovizin  
 Novizia Militant  
 ノヴィシエイト・ミリタント  
 装备自动手枪

17 d



Novitiate Penitent  
 Novice Penitente  
 Novicia Penitente  
 Bűbarnovizin  
 Novizia Penitente  
 ノヴィシエイト・ペニテント  
 见习除魔者

17 b



17 c



17 d



✓



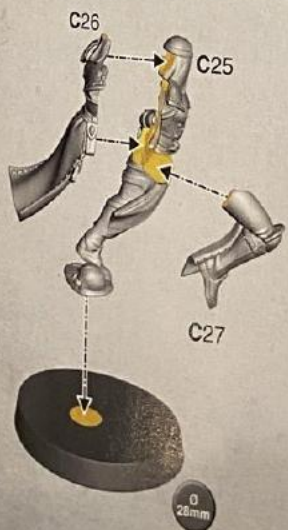
✓



✓



18 a



18 b



Novitiate Militant  
 Novice Militante  
 Novicia Militante  
 Militarismovizin  
 Novizia Militant  
 ノヴィシエイト・ミリタント  
 装备自动手枪

18 c



Novitiate Militant  
 Novice Militante  
 Novicia Militante  
 Militarismovizin  
 Novizia Militant  
 ノヴィシエイト・ミリタント  
 装备自动手枪

18 d



Novitiate Hospitalier  
 Novica Hospitalière  
 Novicia Hospitalaria  
 Hospitalismovizin  
 Novizia Hospitalier  
 ノヴィシエイト・ホスピタラー  
 见习医疗官

18 b



18 a

18 c



18 a

18 d



18 a

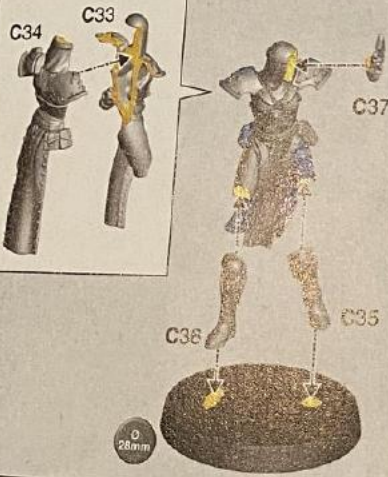


D5

D4



19 a



φ 28mm

19 b



Novitiate Militant  
Novice Militante  
Novicia Militante  
Militarisnovizin  
Novizia Militant  
ノヴィシエイト・ミリタント  
装备自动手枪

19 c



Novitiate Militant  
Novice Militante  
Novicia Militante  
Militarisnovizin  
Novizia Militant  
ノヴィシエイト・ミリタント  
装备自动手枪



Novitiate Reliquatus  
Novice Reliquatus  
Novicia Relicarius  
Reliquariusnovizin  
Novizia Reliquarius  
ノヴィシエイト・レリカリウス  
见习圣者

19 b



19 a

19 c



C38



D8

D9



20 a



20mm

20 b



Novitiate Militant  
Novice Militante  
Novicia Militante  
Militarisnovizin  
Novizia Militant  
ノヴィシエイト・ミリタント  
装备自动手枪

20 c



Novitiate Militant  
Novice Militante  
Novicia Militante  
Militarisnovizin  
Novizia Militant  
ノヴィシエイト・ミリタント  
装备自动手枪

20 d



Novitiate Exactor  
Novice Exactor  
Novicia Exactor  
Exactornovizin  
Novizia Exactor  
ノヴィシエイト・エクザクター  
见习征破者

20 b



20 a

20 c



20 a

20 d



20 a

✓



✓



✓



21 a



20mm

21 b



Novitiate Militant  
Novice Militante  
Novicia Militante  
Militarisnovizin  
Novizia Militant  
ノヴィシエイト・ミリタント  
装备自动手枪

21 c

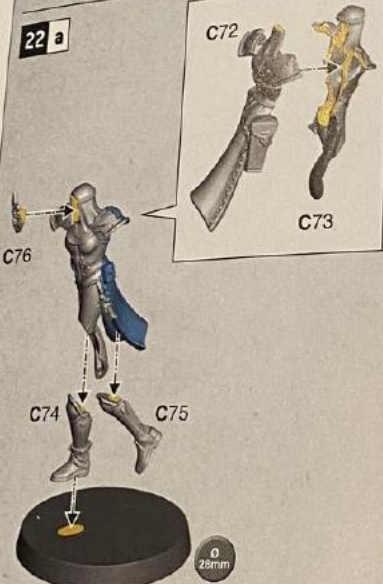


Novitiate Militant  
Novice Militante  
Novicia Militante  
Militarisnovizin  
Novizia Militant  
ノヴィシエイト・ミリタント  
装备自动手枪

21 d



Novitiate Preceptor  
Novice Preceptor  
Novicia Preceptora  
Praeceptornovizin  
Novizia Preceptor  
ノヴィシエイト・プレセプター  
见习训导者




Novitiate Militant  
 Novice Militante  
 Novicia Militante  
 Militarismovizin  
 Novizia Militant  
 ノヴィシエイト・ミリタント  
 装备自动手枪

Novitiate Militant  
 Novice Militante  
 Novicia Militante  
 Militarismovizin  
 Novizia Militant  
 ノヴィシエイト・ミリタント  
 装备自动手枪

Novitiate Dialogus  
 Novice Dialogus  
 Novicia Dialogante  
 Dialogismovizin  
 Novizia Dialogus  
 ノヴィシエイト・ダイアログス  
 见习书记官





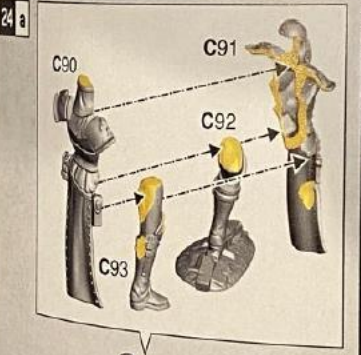
**23 b**  
 Novitiate Militant  
 Novice Militante  
 Novicia Militante  
 Militarismovizin  
 Novizia Militant  
 ノヴィシエイト・ミリタント  
 装备自动手枪



**23 c**  
 Novitiate Militant  
 Novice Militante  
 Novicia Militante  
 Militarismovizin  
 Novizia Militant  
 ノヴィシエイト・ミリタント  
 装备自动手枪



**23 d**  
 Novitiate Duellist  
 Novice Duellista  
 Novicia Duellista  
 Duellantenovizin  
 Novizia Duellista  
 ノヴィシエイト・デュエリスト  
 见习决斗者



**24 b**  
 Novitiate Militant  
 Novice Militante  
 Novicia Militante  
 Militarismovizin  
 Novizia Militant  
 ノヴィシエイト・ミリタント  
 装备自动手枪



**24 c**  
 Novitiate Militant  
 Novice Militante  
 Novicia Militante  
 Militarismovizin  
 Novizia Militant  
 ノヴィシエイト・ミリタント  
 装备自动手枪



**24 d**  
 Novitiate Purgatus  
 Novice Purgatus  
 Novicia Purgatus  
 Purgatusnovizin  
 Novizia Purgatus  
 ノヴィシエイト・パーゲイトウス  
 见习净化者



**24 e**  
 Novitiate Condemner  
 Novice Condemner  
 Novicia Condemnadora  
 Condemnerovizin  
 Novizia Condemnor  
 ノヴィシエイト・コンテムナ  
 见习降罪者



24 b



24 c



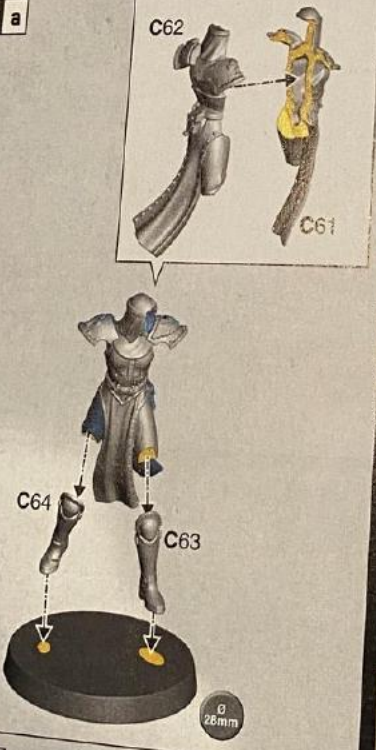
24 d



24 e



25 a



25 b-c



Novitiate Militant  
 Novice Militante  
 Novicia Militante  
 Militarisanovizin  
 Novizia Militant  
 ノヴィシエイト・ミリタント  
 装备自动手枪

Novitiate Reliquarius  
 Novice Reliquarius  
 Novicia Relicaria  
 Reliquariusnovizin  
 Novizia Reliquarius  
 ノヴィシエイト・レリカリウス  
 见习掌圣者

Novitiate Pronatus  
 Novice Pronatus  
 Novicia Pronatus  
 Pronatusnovizin  
 Novizia Pronatus  
 ノヴィシエイト・フロナトゥス  
 见习维投者

25 b



25 d



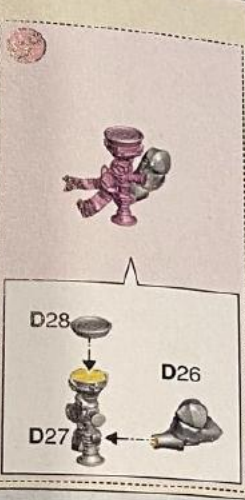
25 e



Novitiate Militant  
 Novice Militante  
 Novicia Militante  
 Militarisanovizin  
 Novizia Militant  
 ノヴィシエイト・ミリタント  
 装备自动手枪

Novitiate Purgatus  
 Novice Purgatus  
 Novicia Purgatus  
 Purgatusnovizin  
 Novizia Purgatus  
 ノヴィシエイト・パーゲイトゥス  
 见习净化者

25 c



25 d



25 e



26


CHALNATH RUINED BUILDING

BÂTIMENT EN RUINE DE CHALNATH  
EDIFICIO IN RUINA DI CHALNATH

EDIFICIO DE CHALNATH EN RUINA  
シャルナスの廢墟建造物

26 c x2


26 a x2



E5a


E1a

26 b x2



E6a

E2a



E7a

E3a

E9a


26 d x2



E8a

E4a

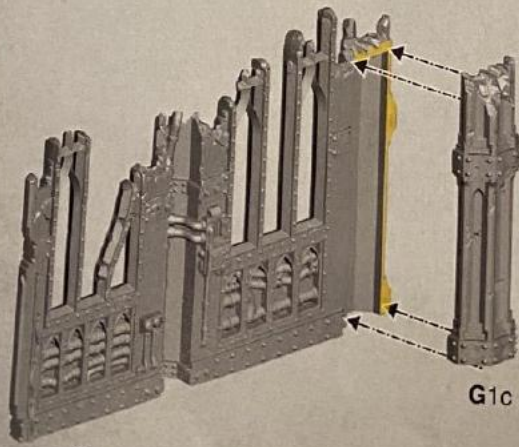
26 e x2



F2b

F1b

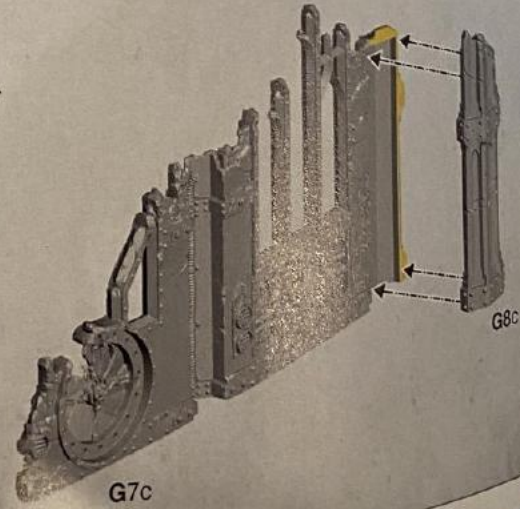
26 f x2



G1c

G1c

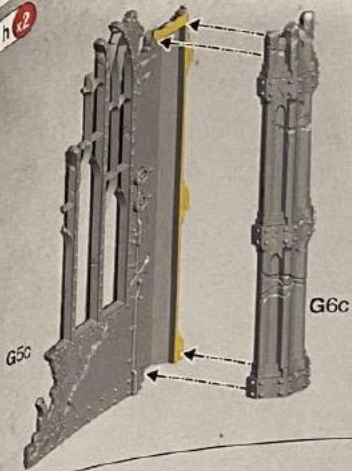
26 g x2



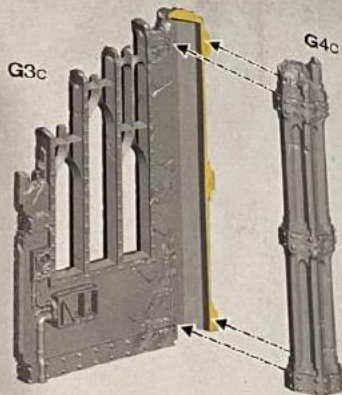
G7c

G8c

26 h x2



26 i x2




26 j x2




26 k x2



26 l x2




26 m x2



26 n x2

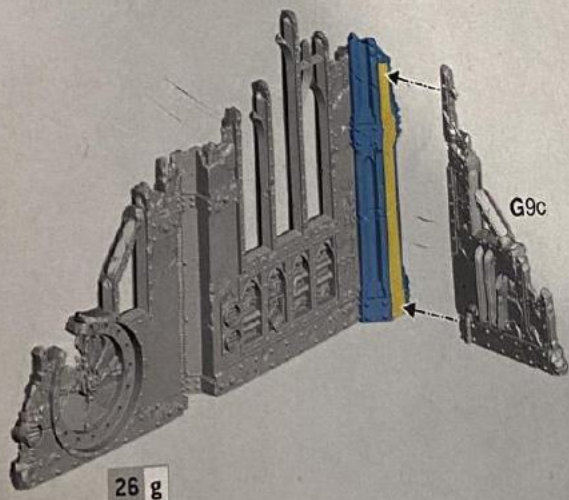


27



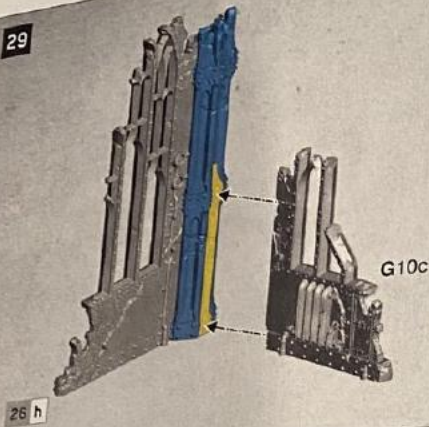
26 f

28

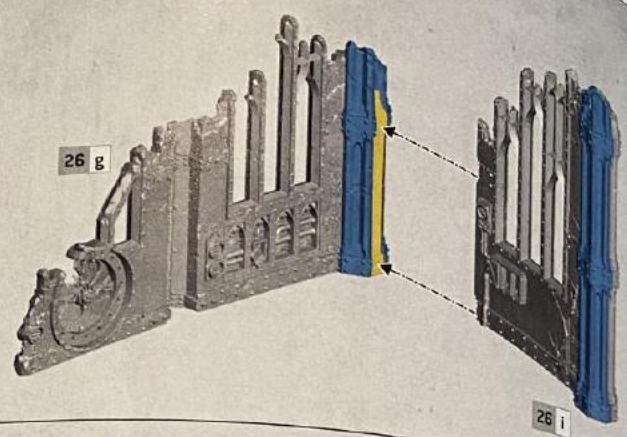


26 g


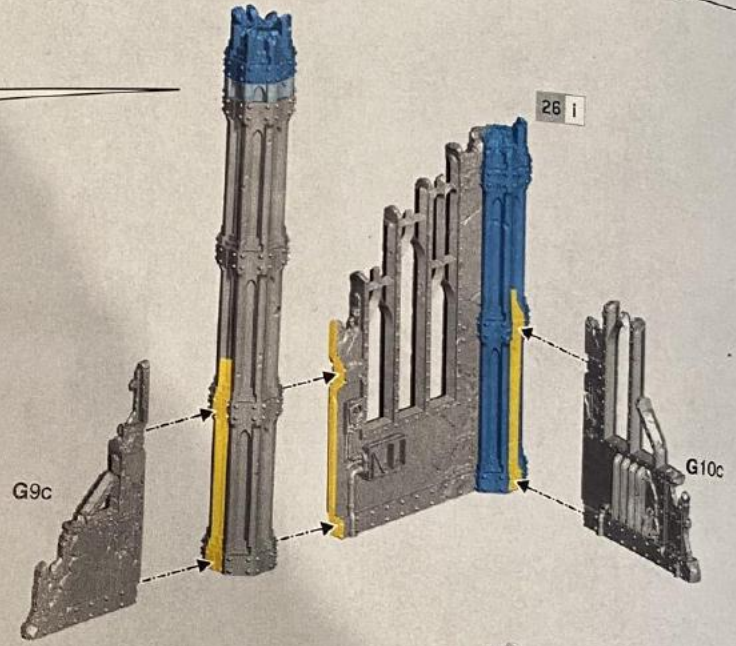

29





30


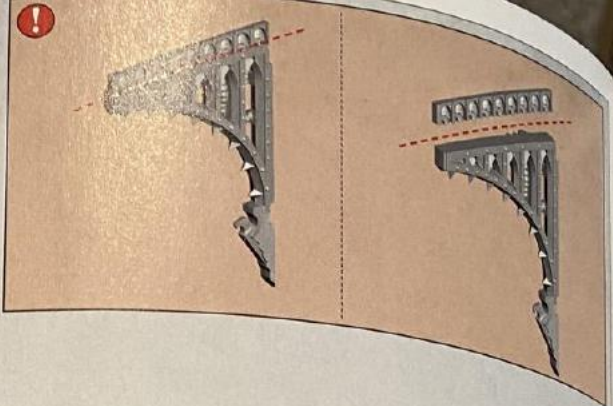


31

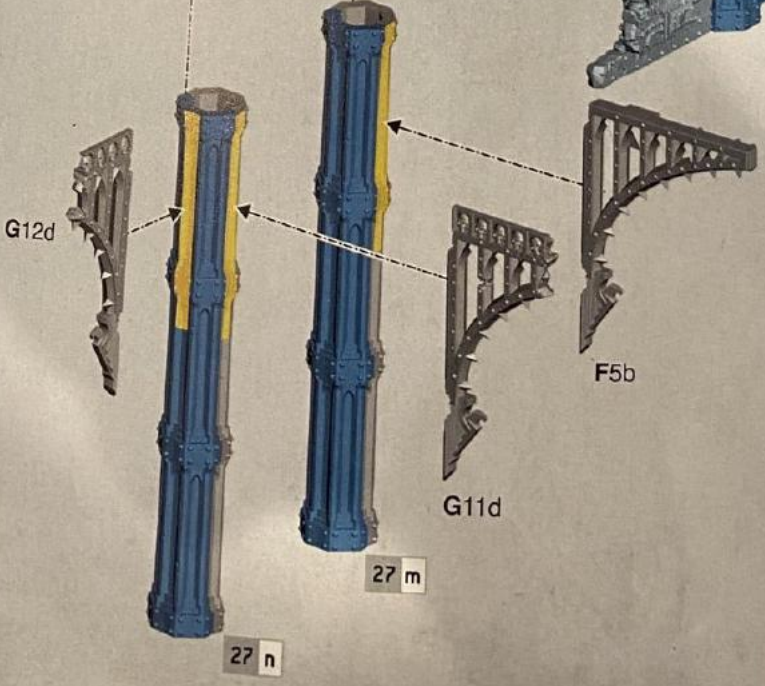


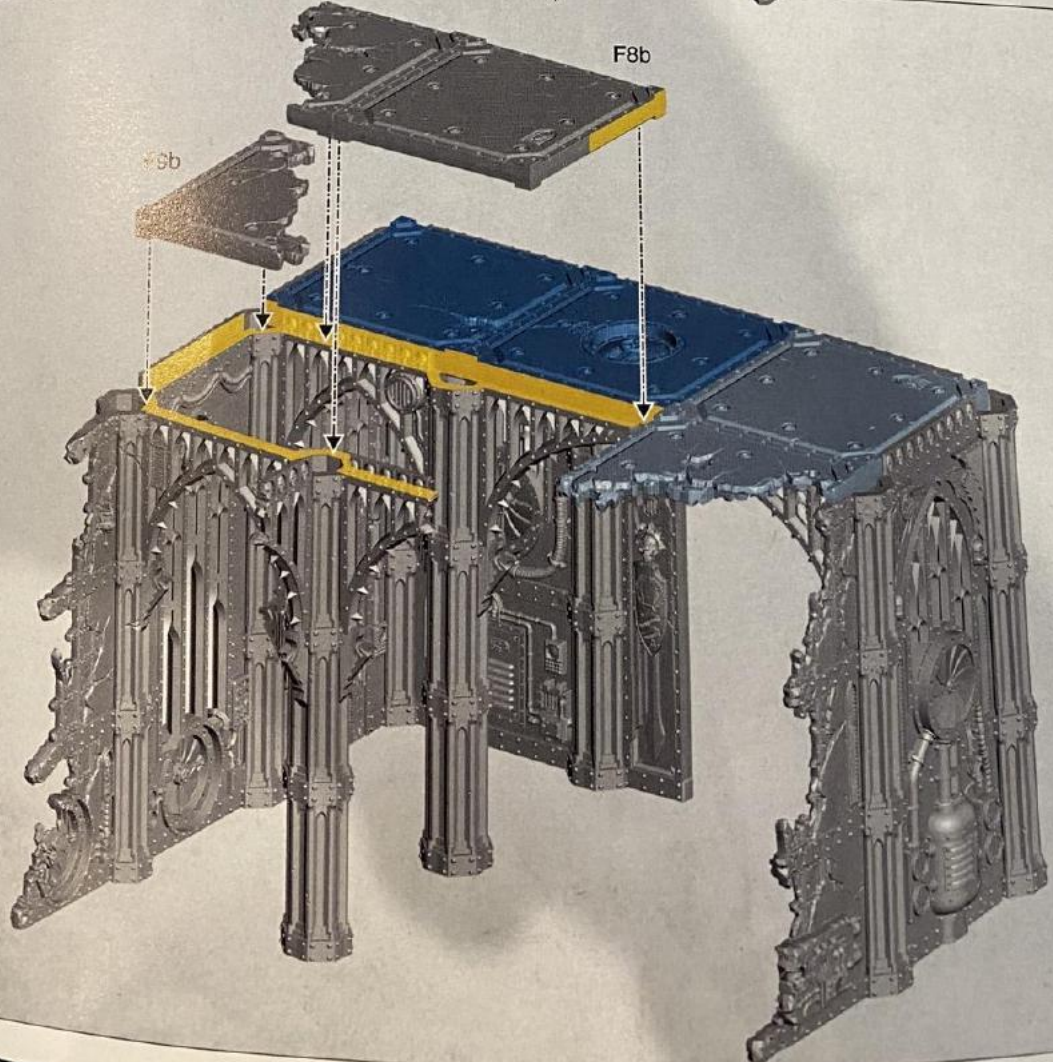



32 c




32 b



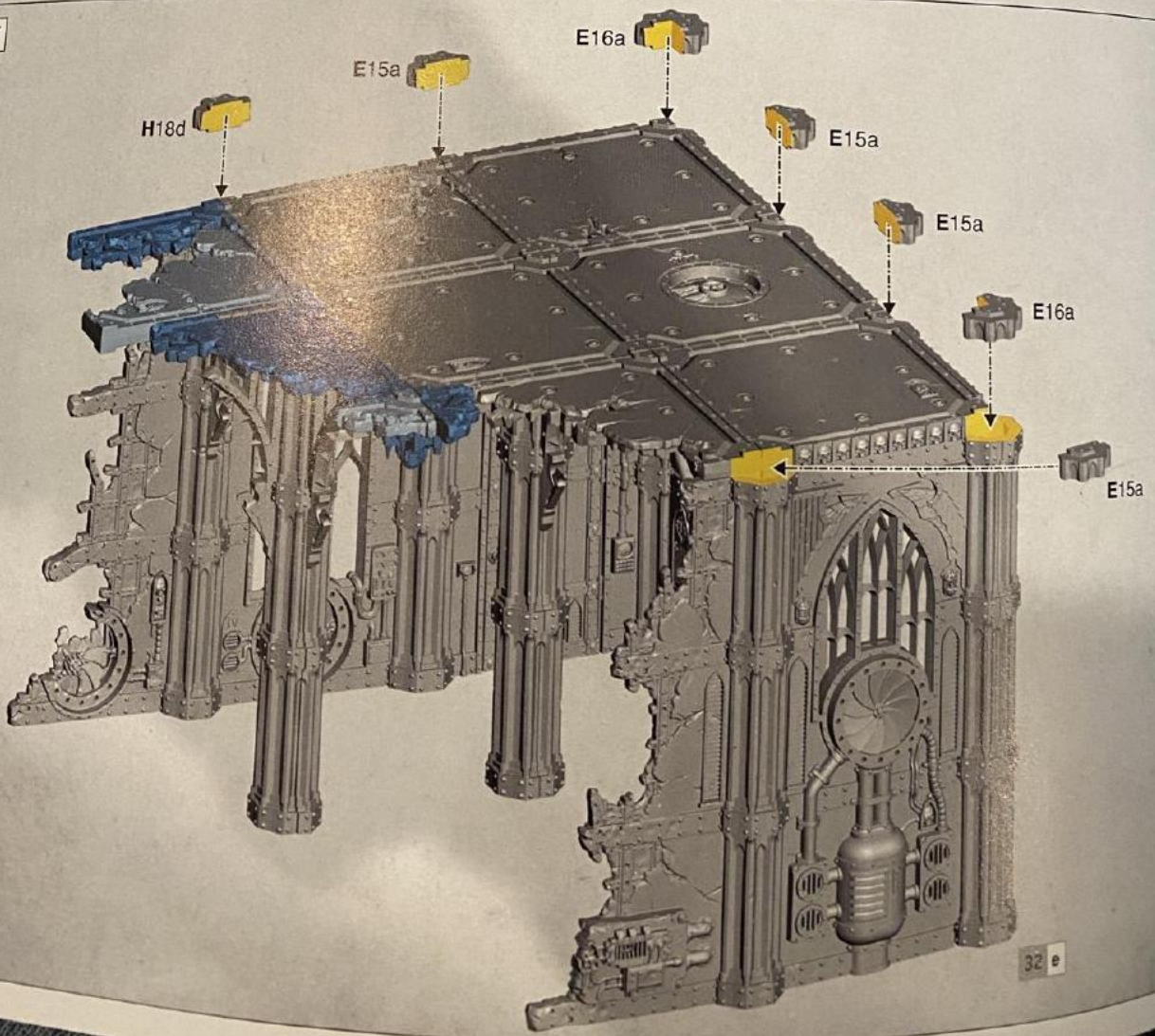




32 e



32 f



26 g

26 f


G10c

26 i

26 j

26 j


32 f




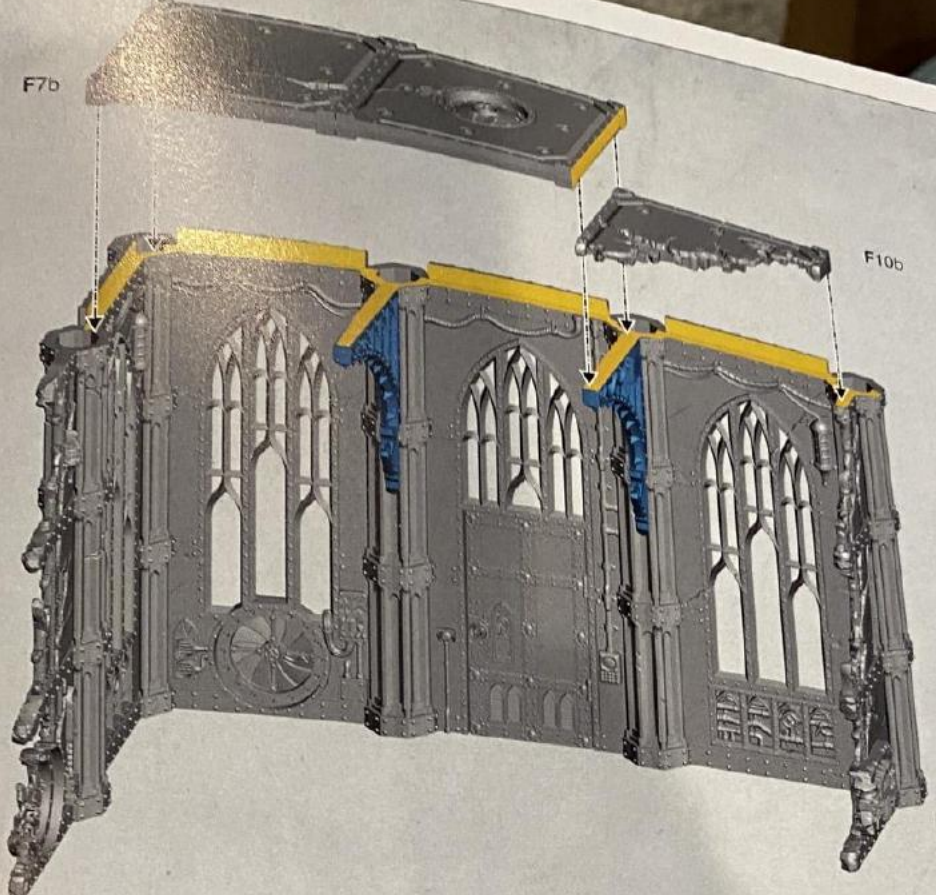
33 a




33 b



33 a



33 e



33 f


26 h

36 f

G9c

26 k

26 k



33 e



MADE IN THE UK