

Free Downloads of Build Instructions,  
Assembly Booklets & How To Guides

**BuildInstructions.com**

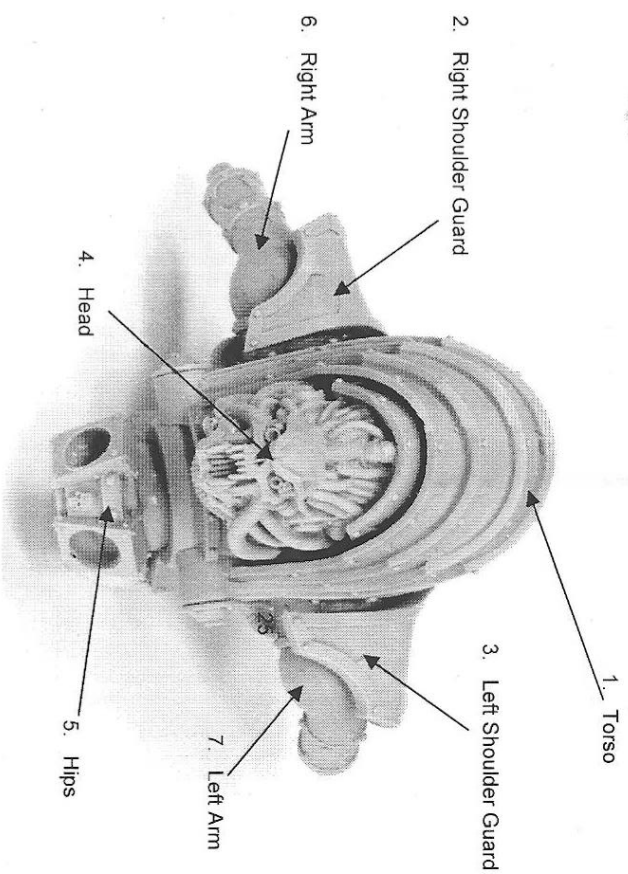
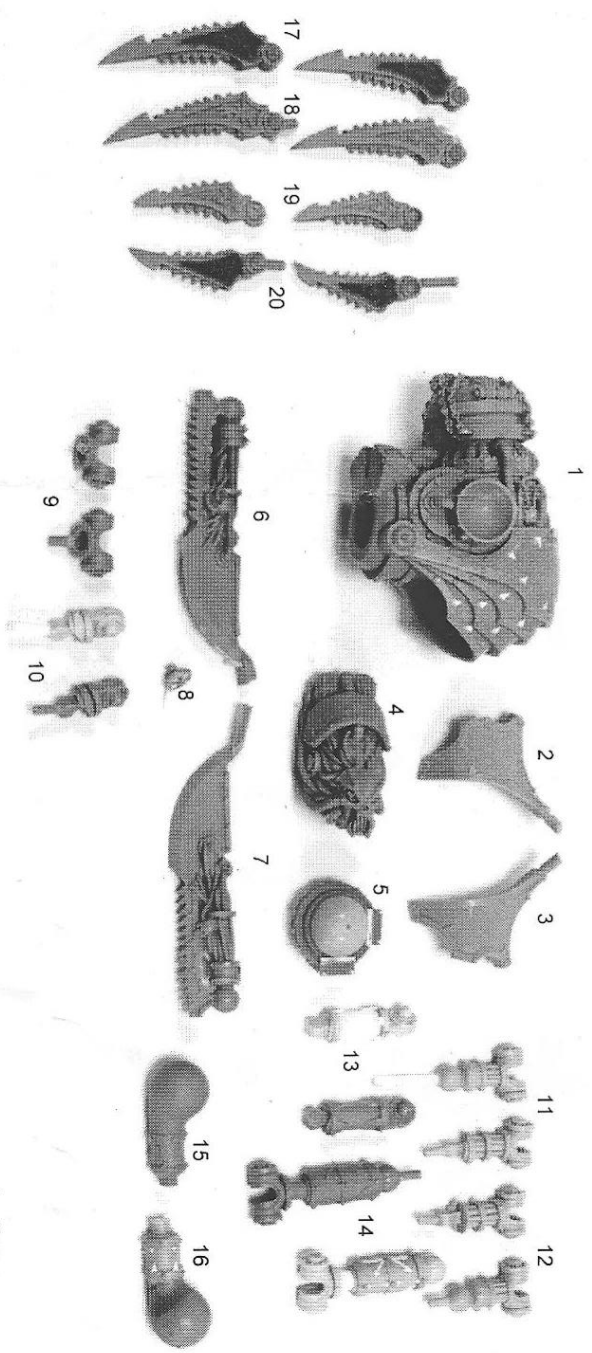
# IMPERIVANT™ ANRIMOUR

## BLOOD SLAUGHTERER

Product Code: IA-CSM-T-003 99590102095

### COMPONENTS LIST

1. Torso
2. Right Shoulder Guard
3. Left Shoulder Guard
4. Head
5. Hips
6. Right Arm
7. Left Arm
8. Wheel Handle
9. Rear Elbows (X2)
10. Front Wrist
11. Front Thigh (X2)
12. Front Forearm (X2)
13. Rear Lower Legs (X2)
14. Rear Upper Leg
15. Right Upper Arm
16. Left Upper Arm
17. Right Rear Claw (X2)
18. Left Rear Claws (X2)
19. Right Front Claws (X2)
20. Left Front Claws (X2)



This kit contains all the pieces required to build the Blood Slaughterer. To glue the resin pieces either together or to plastic components use Citadel Super Glue.

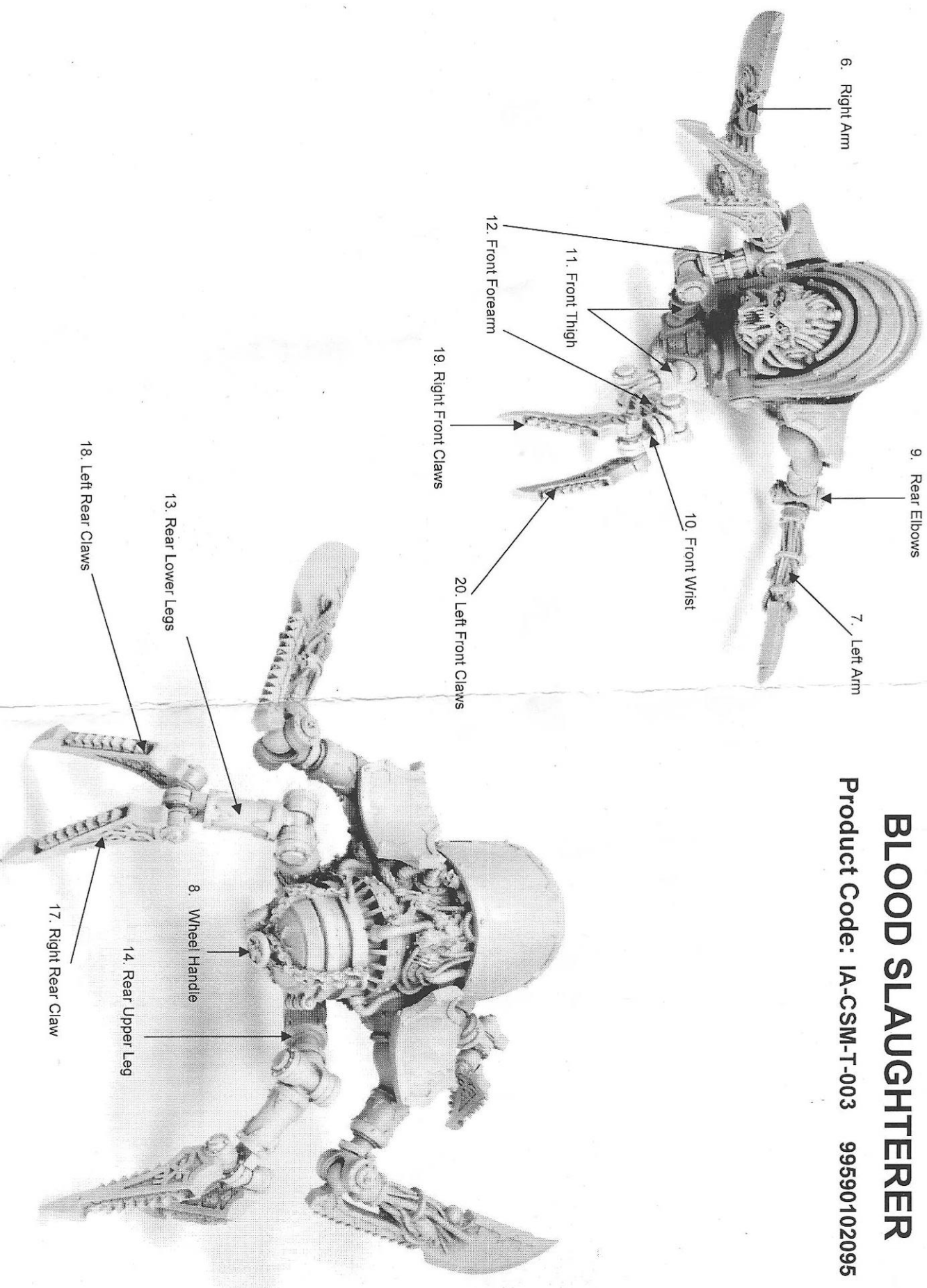
NOTE: We have cast this conversion kit using the most advanced techniques and the best quality resin, but due to the nature of the casting process your model may contain very slight air bubbles. These can easily be filled with model filler or super glue. Any slight warpage of thin parts can easily be corrected by immersing the part in hot tap water for about 1 minute then carefully bending it back into shape.

#### THIS IS NOT A TOY

Not suitable for children under 15 years of age.  
**WARNING:** Resin dust can be harmful if inhaled. Always wear a dust mask or respirator when sanding or sawing resin parts.

# BLOOD SLAUGHTERER

Product Code: IA-CSM-T-003 99590102095



6. Right Arm

9. Rear Elbows

7. Left Arm

10. Front Wrist

11. Front Thigh

12. Front Forearm

19. Right Front Claws

20. Left Front Claws

13. Rear Lower Legs

18. Left Rear Claws

8. Wheel Handle

14. Rear Upper Leg

17. Right Rear Claw

The copyright on the model designs and components within this box is the exclusive property of Games Workshop Ltd.  
Copyright Games Workshop Ltd., 2009. All rights reserved.  
Forge World, Games Workshop, Willow Road, Lenton, Nottingham, NG7 2WS, UK. Tel 0044 (0)115 916 8177 www.forgeworld.co.uk