



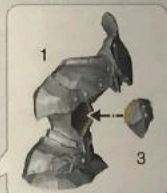
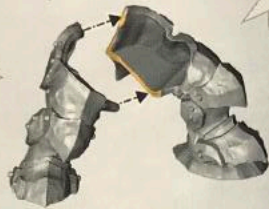
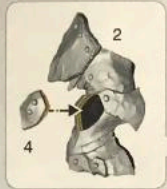
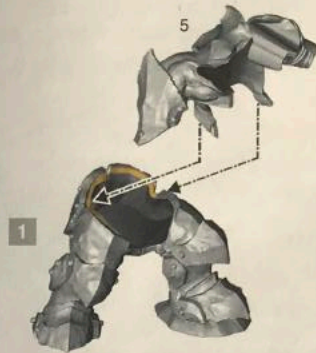

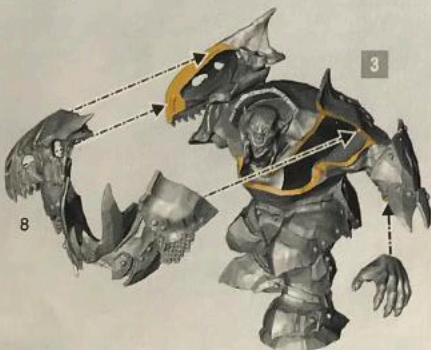
Free Downloads of Build Instructions,
Assembly Booklets & How To Guides

BuildInstructions.com



ORRUK MEGABOSS

The Orruk Megaboss is a little more complicated, so make sure you test fit the components together before applying glue. Some of the components are quite heavy, so be sure to hold them till they set.

1**2****3****5****4**

Take your time assembling the model and make sure the glue has dried before gluing the model to its base.