
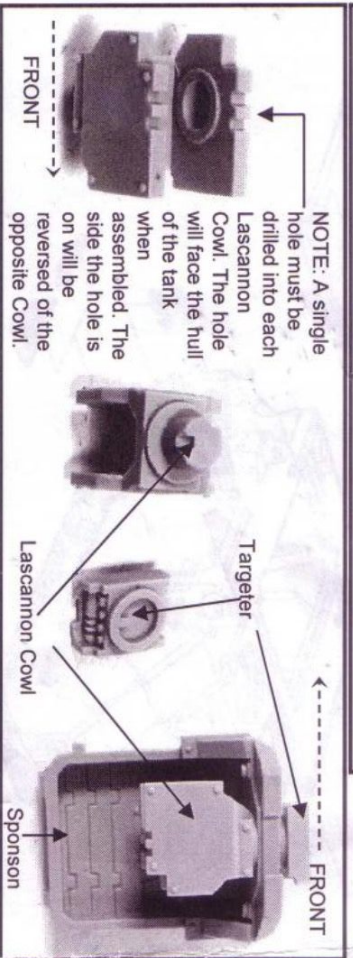
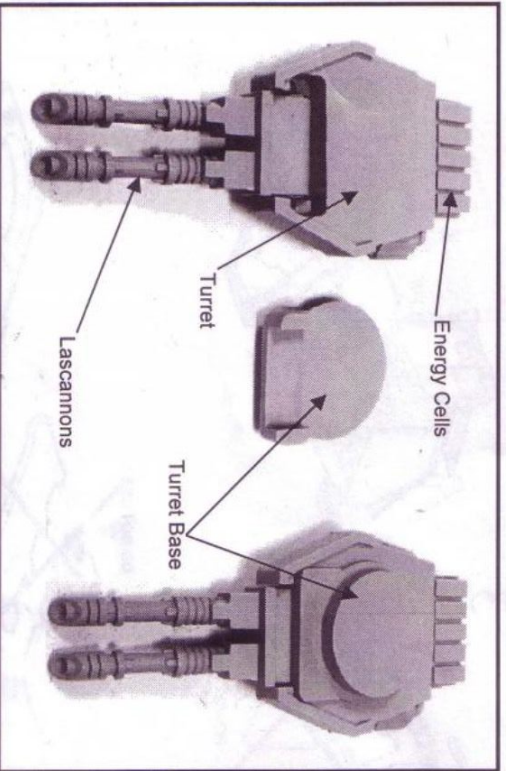


Free Downloads of Build Instructions,
Assembly Booklets & How To Guides



BuildInstructions.com

IMPERIAL™ ARMOUR

PREDATOR MK1VC



NOTE: The Lascannon Cowl has been shown facing rearwards to illustrate the position of the hole.



To complete your models you will require the plastic kit of the Space Marine Predator available from Games Workshop.

To glue the resin pieces either together or to plastic components use Citadel Super Glue.

NOTE: We have cast this conversion kit using the most advanced techniques and the best quality resin, but due to the nature of the casting process your model may contain very slight air bubbles. These can easily be filled with model filler or super glue. Any slight warpage of thin parts can easily be corrected by immersing the part in hot tap water for about 1 minute then carefully bending it back into shape.

THIS IS NOT A TOY

Not suitable for children under 15 years of age.

WARNING: Resin dust can be harmful if inhaled. Always wear a dust mask or respirator when sanding or sawing resin parts.

INSTRUCTIONS FOR USING MKII RHINO

