



Free Downloads of Build Instructions,  
Assembly Booklets & How To Guides

**BuildInstructions.com**

# IMPERIAL™ ARMOUR



## ORK STOMPA HEAD

Product code : IA-ORK-T-036

99590103081

### RESIN COMPONENTS LIST

1. FACE
2. PILOT
3. EYE MIDDLE
4. EYE SOCKET
5. EYE OF MORK
6. HATCH
7. MAIN HEAD
8. PILOT'S ARM
9. JAW
10. JAW PLATFORM
11. EYE REAR
12. SPIKES + CONNECTORS




This kit contains all the pieces required to make a Ork, Rippa Klaw Arm  
To glue the resin pieces either together or to plastic components use Citadel  
Super Glue.

NOTE: We have cast this conversion kit using the most advanced techniques  
and the best quality resin, but due to the nature of the casting process your  
model may contain very slight air bubbles. These can easily be filled with  
model filler or super glue. Any slight warpage of thin parts can easily be  
corrected by immersing the part in hot tap water for about 1 minute then  
carefully bending it back into shape.

### THIS IS NOT A TOY


Not suitable for children under 15 years of age.

WARNING: Resin dust can be harmful if inhaled. Always wear a dust  
mask or respirator when sanding or sawing resin parts.



ARM

WRIST




EYE BACK

EYE MIDDLE

EYE SOCKET


EYE OF MORK



JAW PLATFORM

JAW

JAW SPIKES



PILOT

PILOT'S ARM

EYE OF MORK

HATCH

JAW CONNECTORS

The copyright on the model designs and components within this box is the exclusive property of Games Workshop Ltd.  
Copyright Games Workshop Ltd., 2010. All rights reserved.  
Forge World, Games Workshop, Willow Road, Lenton, Nottingham, NG7 2WS, UK. Tel. 0044 (0)115 916 8177 www.forgeworld.co.uk