

Free Downloads of Build Instructions,
Assembly Booklets & How To Guides

BuildInstructions.com

IMPERIAL™ ARMOUR

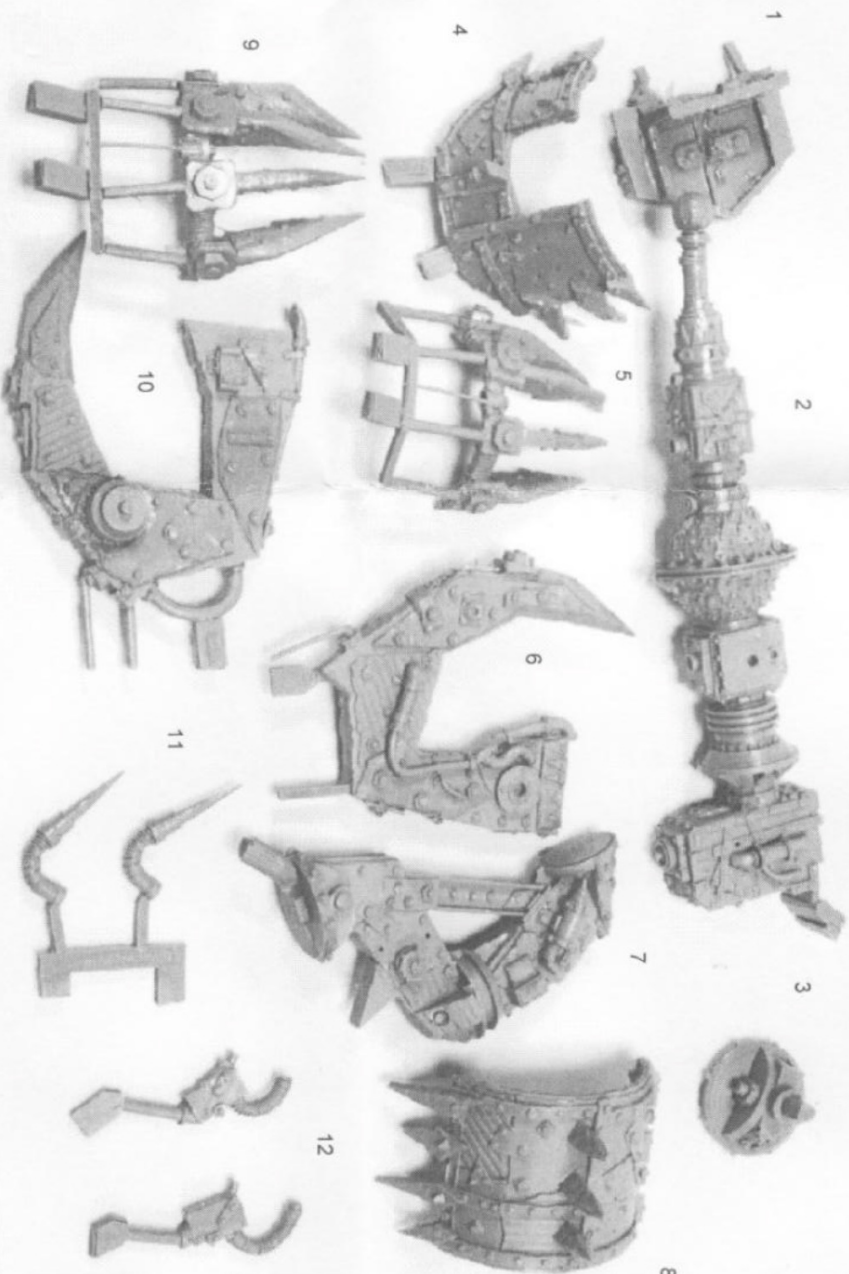
ORK LIFTA DROPPA ARM

Product code : IA-ORK-T-038

99590103082

RESIN COMPONENTS LIST

1. PIVOT PLATFORM
2. LIFTA ARM
3. PIVOT
4. SHOULDER PAD 2
5. CLAW 1
6. CRADLE 1
7. UPPER ARM
8. SHOULDER PAD 2
9. CLAW 2
10. CRADLE 2
11. KOLLUMATOR
12. CLAW CONNECTORS




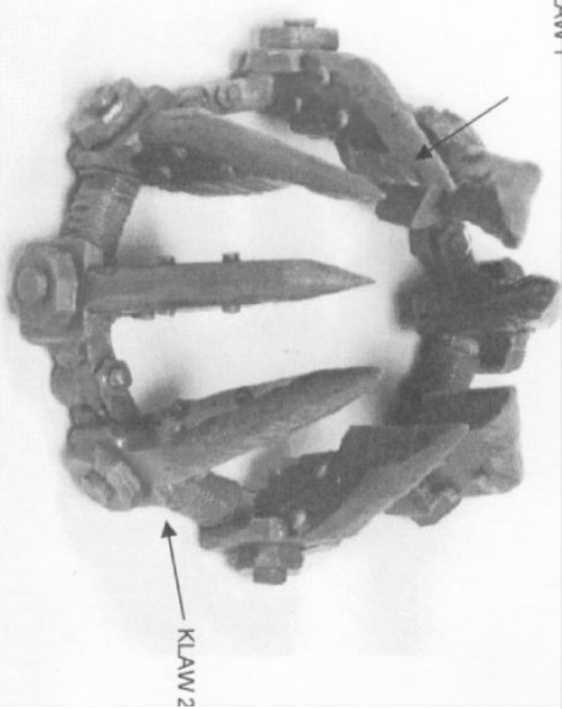


This kit contains all the pieces required to make a Ork, Rippa Klaw Arm
To glue the resin pieces either together or to plastic components use Citadel
Super Glue.

NOTE: We have cast this conversion kit using the most advanced techniques
and the best quality resin, but due to the nature of the casting process your
model may contain very slight air bubbles. These can easily be filled with
model filler or super glue. Any slight warpage of thin parts can easily be
corrected by immersing the part in hot tap water for about 1 minute then
carefully bending it back into shape.

THIS IS NOT A TOY

Not suitable for children under 15 years of age.

WARNING: Resin dust can be harmful if inhaled. Always wear a dust
mask or respirator when sanding or sawing resin parts.



The copyright on the model designs and components within this box is the exclusive property of Games Workshop Ltd.
Copyright Games Workshop Ltd., 2010. All rights reserved.
Forge World, Games Workshop, Willow Road, Lenton, Nottingham, NG7 2WS, UK. Tel. 0044 (0)115 916 8177 www.forgeworld.co.uk