
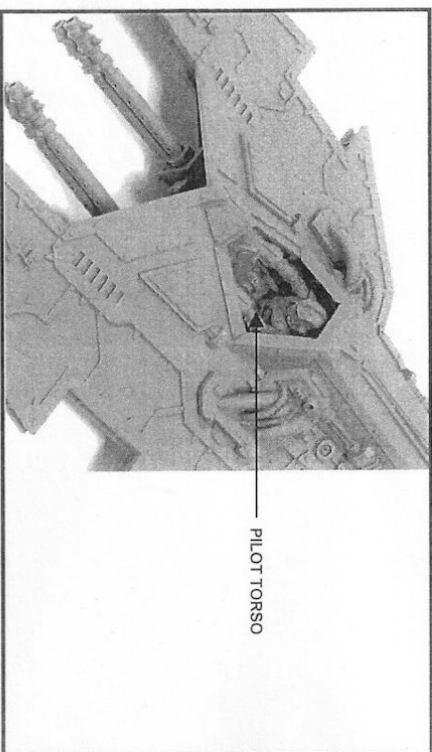




Free Downloads of Build Instructions,
Assembly Booklets & How To Guides

BuildInstructions.com



This kit contains all the pieces required to produce the Hell Blade


To glue the resin pieces together use Citadel Super Glue.

NOTE: We have cast this kit using the most advanced techniques and the best quality resin, but due to the nature of the casting process your model may contain very slight air bubbles. These can easily be filled with model filler or super glue. Any slight warpage of thin parts can easily be corrected by immersing the part in hot tap water for about 1 minute then carefully bending it back into shape.

THIS IS NOT A TOY

Not suitable for children under 15 years of age.

WARNING: Resin dust can be harmful if inhaled. Always wear a dust mask or respirator when sanding or sawing resin parts.



NOTE: We have included a sheet of Perspex that you can cut to fit the cockpit windows.