



Free Downloads of Build Instructions,  
Assembly Booklets & How To Guides

**BuildInstructions.com**



# WARHAMMER 40,000

## GAUNT'S GHOSTS

FANTÔMES DE GAUNT | FANTASMAS DE GAUNT | GAUNTS GEISTER

SPETTRI DI GAUNT | ゴーストの亡霊 | 冈特特的鬼魂



**!** READ THIS FIRST | À LIRE EN PRIORITÉ | BITTE BEACHT E | LEE ESTO PRIMERO | LEGGI PRIMA QUESTO  
最初にお読みください。 | 请优先阅读

**ENG** BEFORE ASSEMBLING YOUR MINIATURES, PLEASE READ THROUGH THE INSTRUCTIONS IN THIS BOOKLET CAREFULLY. A pair of plastic cutters is required to remove the plastic components in this kit from their frame. We advise using a mouldline scraping tool to clean up the parts. To assemble your model you will need plastic glue. Games Workshop sells Citadel Fine Detail Cutters, Citadel Mouldline Remover and Citadel Plastic Glue, but does not recommend these products for use by children under the age of 16 without adult supervision.

**FRE** AVANT D'ASSEMBLER VOS FIGURINES, VEUILLEZ LIRE ATTENTIVEMENT LES INSTRUCTIONS DE CE LIVRET. Une pince coupante est requise pour détacher chaque élément de sa grappe. Nous vous recommandons l'utilisation d'un grattoir pour ébarber les éléments. Pour l'assemblage, vous aurez également besoin de colle plastique. Games Workshop commercialise les Pinces de Précision Citadel, l'Ébarboir Citadel et la Colle Plastique Citadel, mais n'en recommande pas l'utilisation pour des enfants de moins de 16 ans sans la supervision d'un adulte.

**ESP** POR FAVOR, LEE CUIDADOSAMENTE ESTE LIBRETO DE INSTRUCCIONES ANTES DE EMPEZAR A MONTAR LAS MINIATURAS. Te harán falta unas tenazas para plástico a fin de separar las piezas de la matriz. También aconsejamos una herramienta para rebabas a fin de limpiar cada pieza. Para montar la miniatura necesitarás pegamento para plástico. Games Workshop vende Tenazas Citadel, Herramientas para rebabas Citadel y Pegamento para plástico Citadel, pero no recomienda estos productos a menores de 16 años sin la supervisión de un adulto.

**GER** VOR DEM ZUSAMMENBAU DER MINIATUREN BITTE DIE ANWEISUNGEN IN DIESER ANLEITUNG AUFMERKSAM DURCHLESEN. Du benötigst einen Kunststoffseitenschneider,

um die Kunststoffbauteile aus dem Gussrahmen herauszutrennen, und Kunststoffkleber, um die Miniatur zusammenzubauen. Außerdem empfehlen wir, die Bauteile vorher mit einem Gussgratentferner zu säubern. Games Workshop bietet Präzisions-Kunststoffseitenschneider von Citadel sowie Citadel-Kunststoffkleber an, empfiehlt aber, dass Kinder unter 16 Jahren diese nur unter Aufsicht eines Erwachsenen benutzen.

**ITA** PRIMA DI ASSEMBLARE LE TUE MINIATURE LEGGI ATTENTAMENTE TUTTE LE ISTRUZIONI DI QUESTO LIBRETTO. Sono necessarie un paio di tronchesine per plastica per staccare i componenti dai loro sprue. Consigliamo di usare un attrezzo apposito per pulire i componenti. Per assemblare il modello avrai bisogno di colla per plastica. Games Workshop vende Tronchesine di precisione Citadel, Attrezzo per ripulire Citadel e Colla per plastica Citadel, ma non consiglia questi prodotti ad un pubblico minore di 16 anni senza la supervisione di un adulto.

**日本語** 本キット内のフレームからプラスチックパーツを切り離すためには、ニッパーが必要です。パーツのモールドを平らにするには、専用ツールを使用をお勧めいたします。本キットの組み立てには、プラ用接着剤が必要です。ゲームズワークショップはシタデル・ニッパー、プラ用接着剤、シタデル・モールドラインリムーバーを販売しておりますが、16歳以下の子供が大人の監督なしにこれらの道具を使用されることをお勧めしません。

**中文** 你需要一把模型剪将塑料部件从版件上剪下来。我们建议使用分模线刮刀来处理零件。组装时你还需要用到模型胶水。你可以从 Games Workshop 处购买到 Citadel Fine Detail Cutter 模型剪、Citadel Mouldline Remover 分模线刮刀和 Citadel Plastic Glue 模型胶，但 16 岁以下儿童不得在没有成年人监护的情况下使用这些产品。

EXPLANATION OF SYMBOLS | EXPLICATION DES SYMBOLES | EXPLICACIÓN DE SÍMBOLOS | ERLÄUTERUNG DER SYMBOLE  
LEGENDA DEI SIMBOLI | アイコン解説 | 符号说明



- Special instruction - Please read
- Instructions spéciales - Lire attentivement
- Instrucción especial: Por favor, léela
- Besondere Anweisung - Bitte lesen
- Istruzioni speciali - Leggi attentamente
- 特記事項 - 必ずお読みください
- 特殊说明 - 请详阅




- Choice of parts
- Choix d'éléments
- Modelos de componentes
- Auswahl an Teilen
- Scelta di componenti
- パーツの選択
- 选择部件



- Stage complete
- Etape terminée
- Paso completado
- Schritt abgeschlossen
- Fase completa
- このステージの完成
- 完成





Ø  
28mm  
x6

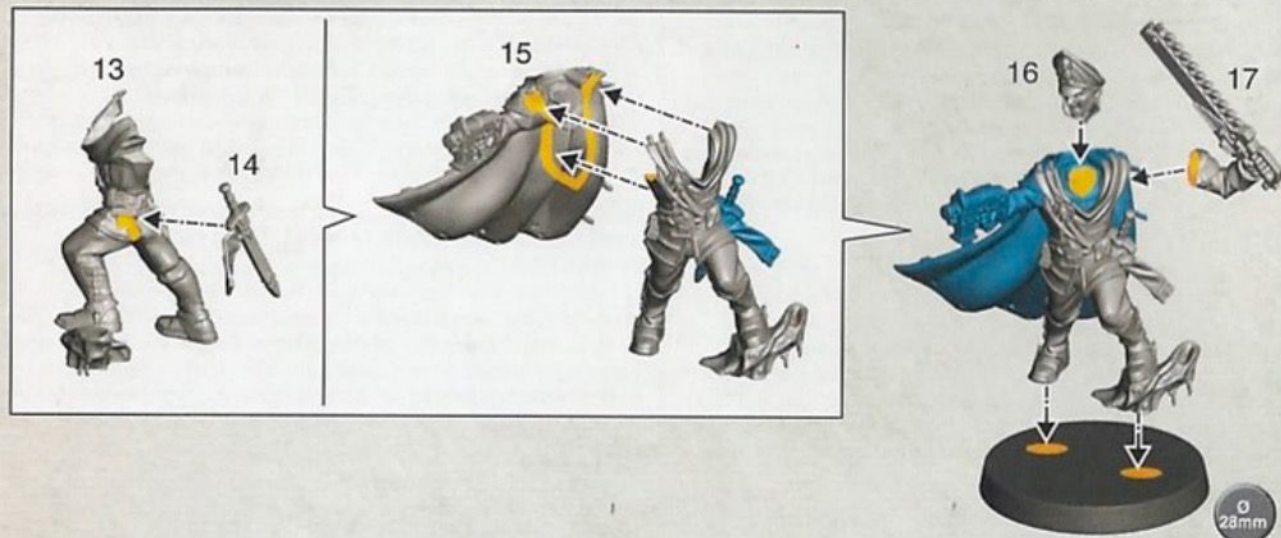
1 - 6

GAUNT'S GHOSTS

FANTÔMES DE GAUNT | FANTASMAS DE GAUNT | GAUNTS GEISTER | SPETTRI DI GAUNT  
ゴートの亡霊 | 冈特的鬼魂

1

Colonel-Commissar Ibram Gaunt | Colonel-Commissaire Ibram Gaunt | Coronel Comisario Ibram Gaunt | Kommissaroberst Ibram Gaunt  
Colonnello Commissario Ibram Gaunt | 大佐相当政治将校イブラム・ゴート | 上校政委伊布拉姆·冈特



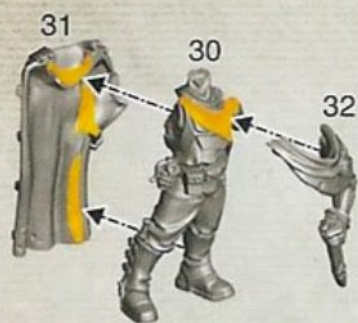
2

Colonel Colm Corbec | Colonel Colm Corbec | Coronel Colm Corbec | Oberst Colm Corbec | Colonnello Colm Corbec  
コルム・コルベック大佐 | 上校科尔姆·科贝克

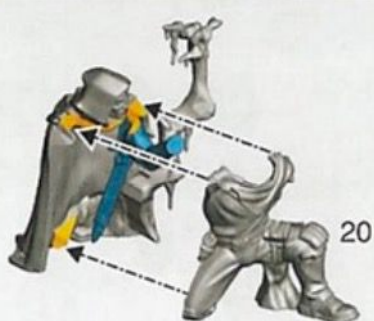




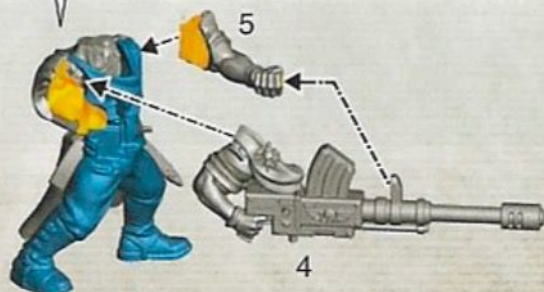
3

Major Elim Rawne | Major Elim Rawne | Major Elim Rawne | Major Elim Rawne | Maggiore Elim Rawne  
エリム・ロウン少佐 | 少校艾林姆·罗恩

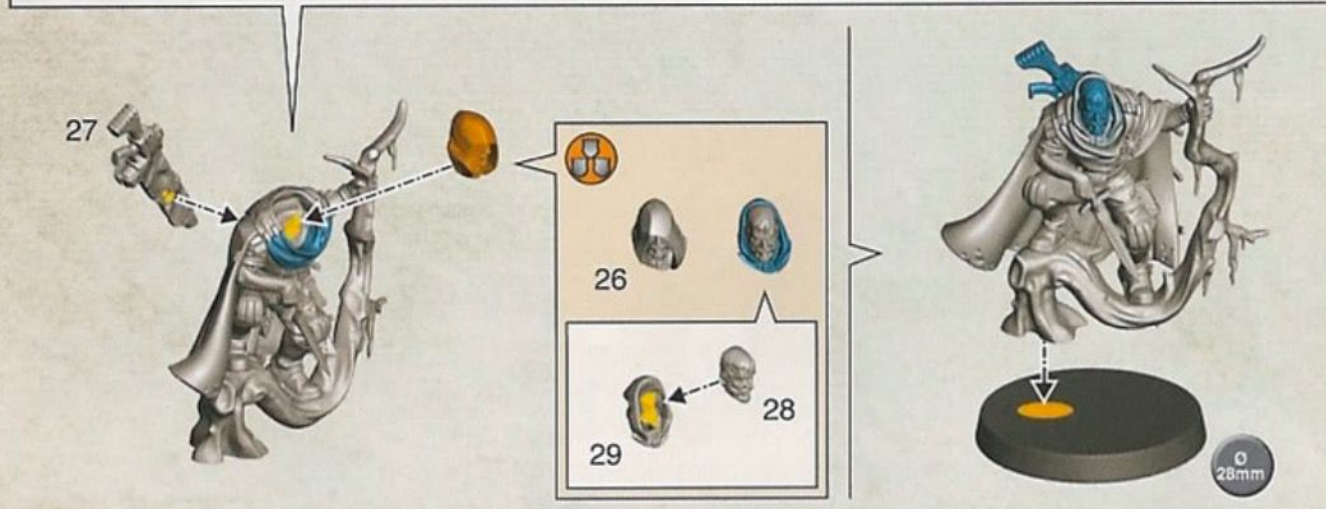
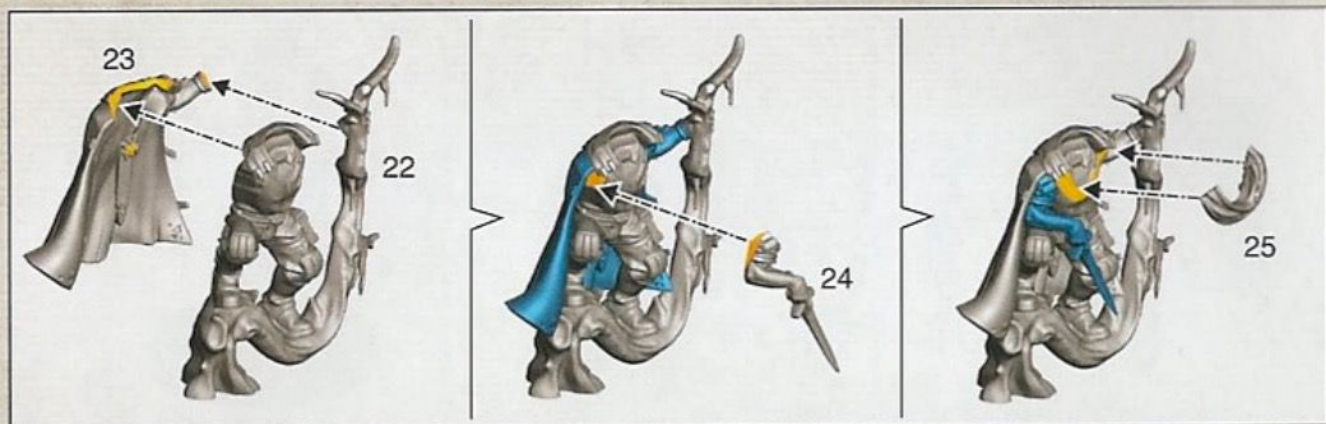
4

Master Sniper Hlaine Larkin | Maître Sniper Hlaine Larkin | Francotirador Hlaine Larkin | Meister-Scharfschütze Hlaine Larkin  
Mastro Cecchino Hlaine Larkin | 特級狙撃兵ライン・ラーキン | 狙击大师莱恩·拉金

5

Trooper 'Try Again' Bragg | Soldat Bragg "Essaye Encore" | Soldado "Prueba otra vez" Bragg | Soldat „Versuch's nochmal" Bragg  
Soldato 'Prova Ancora' Bragg | “撃ち直しの”ブラッグ | 列兵“再试试”布拉格





ENGLISH	FRAÇAIS	ESPAÑOL
H0 Gaunt's Ghosts	OG Fantômes de Gaunt	CG Fantasmas de Gaunt
Unit size..... 6 models	Taille de l'unité..... 6 figurines	Tamaño de unidad..... 6 miniaturas
Unit cost..... 135 pts	Coût de l'unité..... 135 pts	Coste de unidad..... 135 ptos.

DEUTSCH	ITALIANO	日本語	中文
H0 Gaunts Geister	OG Spettri di Gaunt	ヘッドクォーター ゴートの亡霊	指揮 冈特的鬼魂军
Einheitengröße..... 6 Modelle	Dim. dell'unità..... 6 modelli	構成兵数..... 6体	单位编制..... 6 模型
Punktkosten..... 135 Punkte	Costo dell'unità..... 135 p.	ポイントコスト..... 135ポイント	单位花费..... 135 点



## GAUNT'S GHOSTS

7 POWER

No.	Name	M	WS	BS	S	T	W	A	Ld	Sv
1	Colonel-Commissar Ibram Gaunt	6"	2+	2+	3	3	4	3	9	4+
1	Colonel Colm Corbec	6"	3+	3+	3	3	4	3	8	5+
1	Major Elim Rawne	6"	3+	3+	3	3	3	3	7	5+
1	Master Sniper Hlaine Larkin	6"	3+	2+	3	3	2	1	6	5+
1	Trooper 'Try Again' Bragg	6"	3+	5+	4	3	2	2	7	5+
1	Scout Sergeant Oan Mkoll	6"	2+	2+	3	3	2	4	7	5+

- Colonel-Commissar Ibram Gaunt is equipped with: bolt pistol; Gaunt's chainsword; straight silver knife; frag grenades.
- Colonel Colm Corbec is equipped with: Corbec's hot-shot lascarbine; straight silver knife; frag grenades.
- Major Elim Rawne is equipped with: lascarbine; straight silver knife; frag grenades.

- Master Sniper Hlaine Larkin is equipped with: Larkin's long-las; straight silver knife; frag grenades.
- Trooper 'Try Again' Bragg is equipped with: autocannon; straight silver knife; frag grenades.
- Scout Sergeant Oan Mkoll is equipped with: lascarbine; straight silver knife; frag grenades.

Your army can only include 1 GAUNT'S GHOSTS unit.

WEAPON	RANGE	TYPE	S	AP	D	ABILITIES
Autocannon	48"	Heavy 2	7	-1	2	-
Bolt pistol	12"	Pistol 1	4	0	1	-
Corbec's hot-shot lascarbine	24"	Assault 3	3	-3	1	-
Lascarbine	24"	Assault 3	3	0	1	-
Larkin's long-las	36"	Heavy 1	5	-2	D3	Each time you select a target for this weapon, you can ignore the Look Out, Sir rule. Each time an attack is made with this weapon, on an unmodified wound roll of 6, the target suffers D3 mortal wounds in addition to the normal damage.
Gaunt's chainsword	Melee	Melee	User	-1	2	Each time the bearer fights, it makes D3 additional attacks with this weapon.
Straight silver knife	Melee	Melee	User	-1	1	-
Frag grenades	6"	Grenade D6	3	0	1	Blast

## ABILITIES

**First and Only:** This unit can only be included in an **ASTRA MILITARUM** Detachment or an Auxiliary Support Detachment. If this unit is selected as your **WARLORD** then Colonel-Commissar Ibram Gaunt is your **WARLORD**. If he has a Warlord Trait, it must be Inspiring Leader (see the Warhammer 40,000 Core Book).

**Covert Stealth Team:** During deployment, when you set up this unit, it can be set up anywhere on the battlefield that is more than 9" away from the enemy deployment zone and any enemy models.

**Gaunt's Ghosts:** Friendly **ASTRA MILITARUM** units cannot issue orders to this unit. This unit can perform actions and still make ranged attacks without that action failing.

**Tanith Camo-cloak:** This unit is not an eligible target for ranged attacks if it is more than 18" away from the firing unit. Each time a ranged attack is made against this unit, subtract 1 from that attack's hit roll. Each time a ranged attack is allocated to a model in this unit while it is receiving the benefits of cover, add an additional 1 to any armour saving throws made against that attack.

**Colonel-Commissar Ibram Gaunt:** Each time this unit takes a Morale test, if it contains Colonel-Commissar Ibram Gaunt, that test is automatically passed.

**Colonel Colm Corbec:** Once per battle round, if this unit contains Colonel Colm Corbec, when this unit uses an Astra Militarum or Core Stratagem, that Stratagem costs one fewer CPs to use (to a minimum of OCP). Note that the CP cost is only reduced by 1CP for that use of the Stratagem, any future usages of it cost the normal amount of CPs.

**Major Elim Rawne:** At the start of the Fight phase, if this unit contains Major Elim Rawne, select one enemy unit within Engagement Range of this unit. That unit fights last that phase.

**Master Sniper Hlaine Larkin:** Each time a model in this unit makes a ranged attack, if this unit contains Master Sniper Hlaine Larkin, the target does not receive the benefit of cover against that attack.

**Trooper 'Try Again' Bragg:** Trooper 'Try Again' Bragg does not suffer the penalty to hit rolls incurred for moving and firing a Heavy weapon in the same turn. In addition, in the Shooting phase, each time this unit has resolved its attacks, if no hits were scored with Trooper 'Try Again' Bragg's autocannon, this model can immediately shoot again.

**Scout Sergeant Oan Mkoll:** While this unit contains Scout Sergeant Oan Mkoll, models in this unit have a 5+ invulnerable save.

FACTION KEYWORDS: IMPERIUM, ASTRA MILITARUM, TANITH

KEYWORDS: INFANTRY, CHARACTER, OFFICIO PRAEFECTUS, GAUNT'S GHOSTS