



Free Downloads of Build Instructions,
Assembly Booklets & How To Guides

BuildInstructions.com

THE LORD OF THE RINGS




MIDDLE-EARTH™ STRATEGY BATTLE GAME QUICKBEAM™ THE ENT™

If you need to contact the Forge World Customer Service team regarding this model, you can get in touch via email - forgeworld@gwplc.com - or call:
0115 900 4995 within the UK
011 44 115 900 4995 from the USA and Canada
0011 44 115 900 4995 from Australia
00 44 115 900 4995 from Europe and the rest of the world.

THIS IS NOT A TOY

Not suitable for children under 15 years of age.
WARNING: Resin dust can be harmful if inhaled. Always wear a dust mask or respirator when sanding or sawing resin parts.



993214990062



COMPONENTS

Before assembly, check that none of the components are missing.
The model includes a 60mm round base.

- | | | |
|-------------|-----------------|-----------------|
| 1. Branch A | 8. Branch H | 15. Left Leg |
| 2. Branch B | 9. Branch I | 16. Nose Branch |
| 3. Branch C | 10. Head Branch | 17. Right Thumb |
| 4. Branch D | 11. Right Arm | 18. Left Thumb |
| 5. Branch E | 12. Torso | 19. Head |
| 6. Branch F | 13. Left Arm | |
| 7. Branch G | 14. Right Leg | |

ASSEMBLY PREPARATION

ASSEMBLY LEGEND



Parts for Assembly



Parts for Reference

Then, remove any excess resin such as mould lines, casting gates, vents and shims. For a more detailed guide to working with resin models, go to the Downloads section of the Forge World website.


This kit contains all the pieces required to reconstruct Quackbeem the Ent. To glue the resin pieces together, use Citadel Super Glue.

Note: We have cast this kit using advanced techniques and the best quality resin, but due to the nature of the casting process, your model may contain small air bubbles. These can easily be filled with model filler or super glue. Any slight warpage of thin parts can be corrected by immersing the part in hot water for about 1 minute, then bending it back into shape.

When assembling the model, wash the parts thoroughly with an abrasive brush, such as toothbrush, to remove any model resin residue that may still be on the surface of the components.

1**2****3**

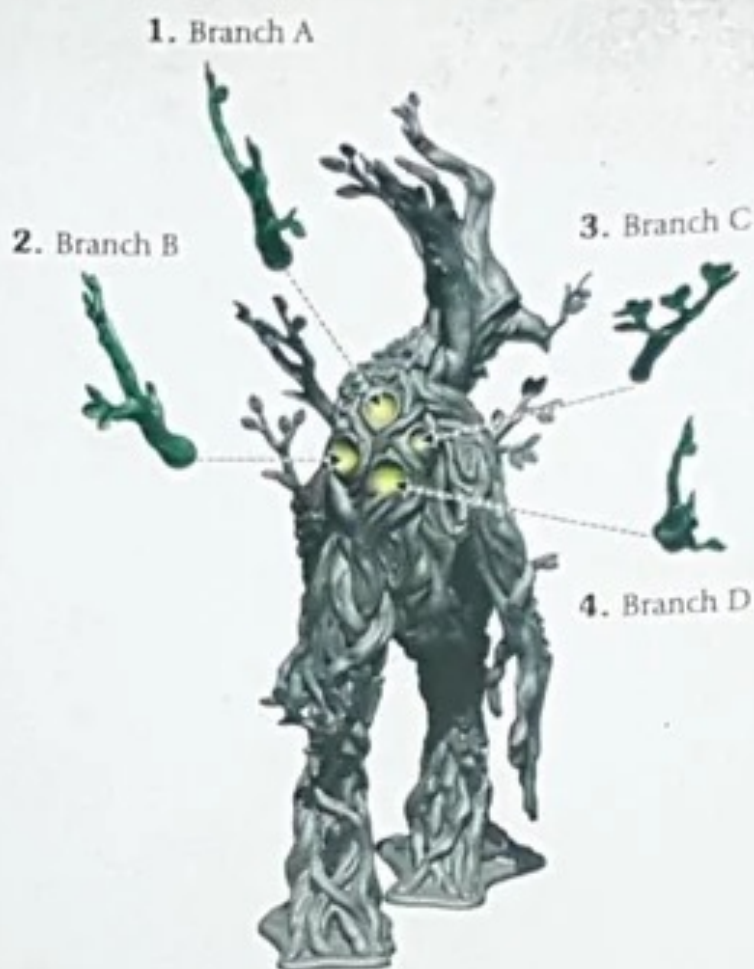
11. Right Arm

**4****5****6**

7



8



© 2020 New Line Productions, Inc. All rights reserved. The Lord of the Rings: The Fellowship of the Ring, The Lord of the Rings: The Two Towers, The Lord of the Rings: The Return of the King and the names of the characters, items, events and places therein are trademarks of The Saul Zaentz Company d/b/a Tolkien Enterprises under license to New Line Productions, Inc.

© 2020 Games Workshop Limited. Citadel, Forge World and Games Workshop are registered trademarks and/or TM and/or © Games Workshop Limited.

Games Workshop



NEW LINE CINEMA
A Time Warner Company

Forge World

forge-world.com

