




Free Downloads of Build Instructions,
Assembly Booklets & How To Guides

BuildInstructions.com

COMPONENTS LIST

1. KEEPER OF SECRETS BODY
2. RIGHT CLAW
3. LEFT CLAW
4. HEAD
5. RIGHT ARM
6. SWORD
7. LEFT ARM
8. LEFT HAND
9. TENDRILS
10. DETAIL SPRUE ONE
(Contains 5x talons, Sword Pommel,
Tongue, Horns, 6x Barbs)
11. DETAIL SPRUE TWO (x2)
(36 Spikes each, 72 Spikes in total)



This kit contains all the pieces required to make a complete Warhammer
Keeper of Secrets

To glue the resin pieces together use Citadel Super Glue.

NOTE: We have cast this kit using the most advanced techniques and the best quality resin, but due to the nature of the casting process your model may contain very slight air bubbles. These can easily be filled with model filler or super glue. Any slight warpage of thin parts can easily be corrected by immersing the part in hot tap water for about 1 minute then carefully bending it back into shape.

THIS IS NOT A TOY

Not suitable for children under 15 years of age.

WARNING: Resin dust can be harmful if inhaled. Always wear a dust mask or respirator when sanding or sawing resin parts.

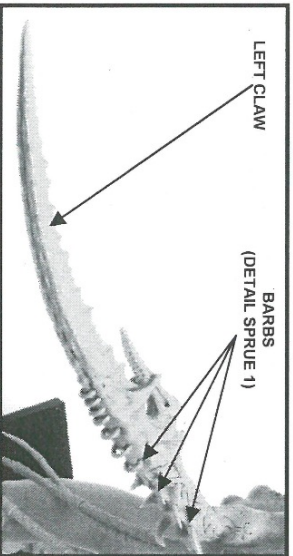
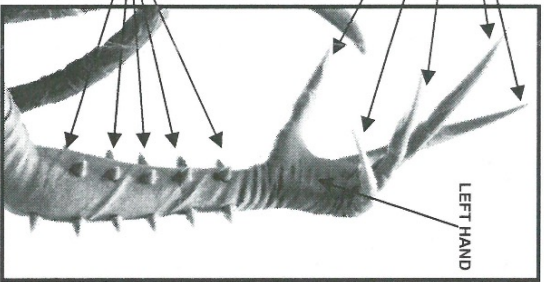
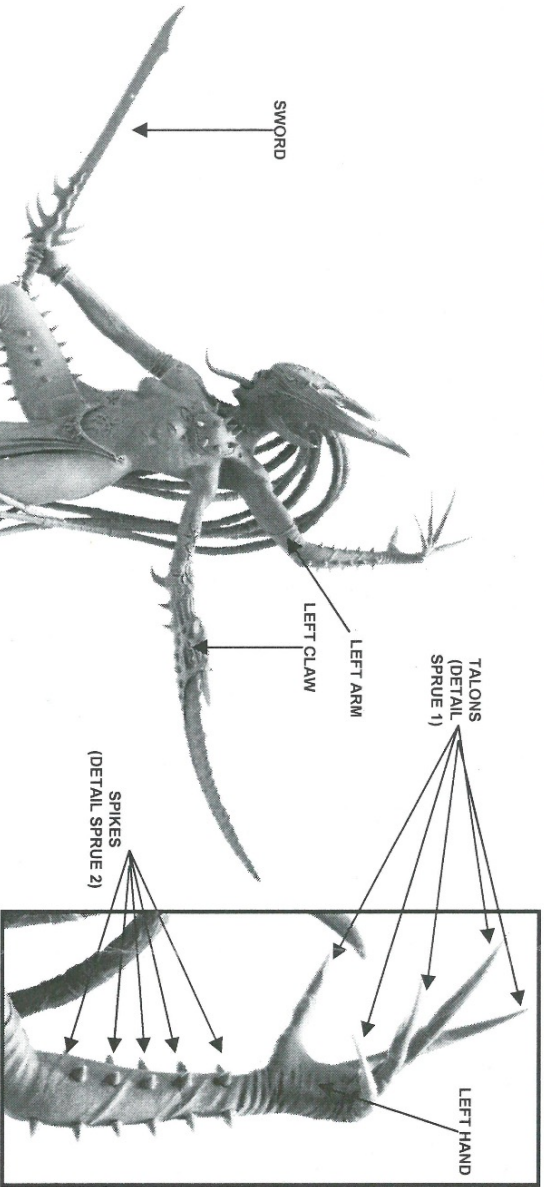
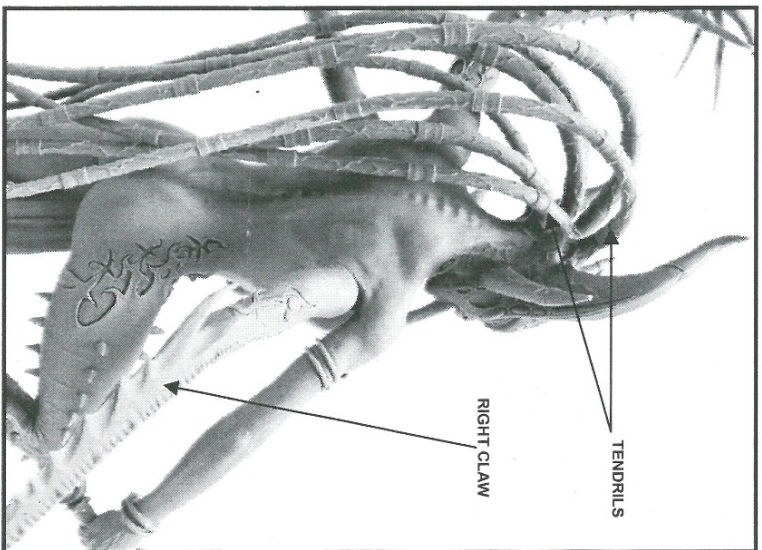
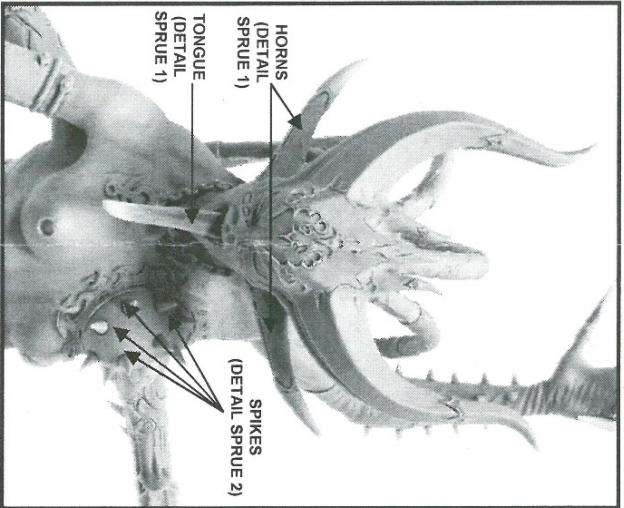
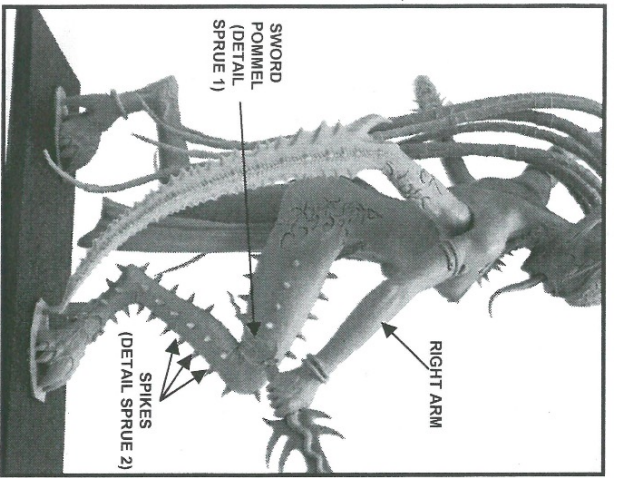
The copyright on the model designs and components within

this box is the exclusive property of Games Workshop Ltd.

Copyright Games Workshop Ltd., 2005. All rights reserved.

Product code : MA-WFB-M-011

Forge World, Games Workshop, Willow Road, Lenton, Nottingham, NG7 2WS, UK. Tel. 0044 (0)115 916 8177



SPECIAL NOTE
 Due to complexities of casting large pieces in resin it will be necessary to file down certain components and fill gaps with putty to finish this model.

SPECIAL NOTE
 The Tendrils come as 7 straight lengths of 3 different sizes which can be immersed in hot water until they can be bent to the desired shape. The sockets on the back of the head correspond to the size of the Tendril that fits.