



Free Downloads of Build Instructions,  
Assembly Booklets & How To Guides

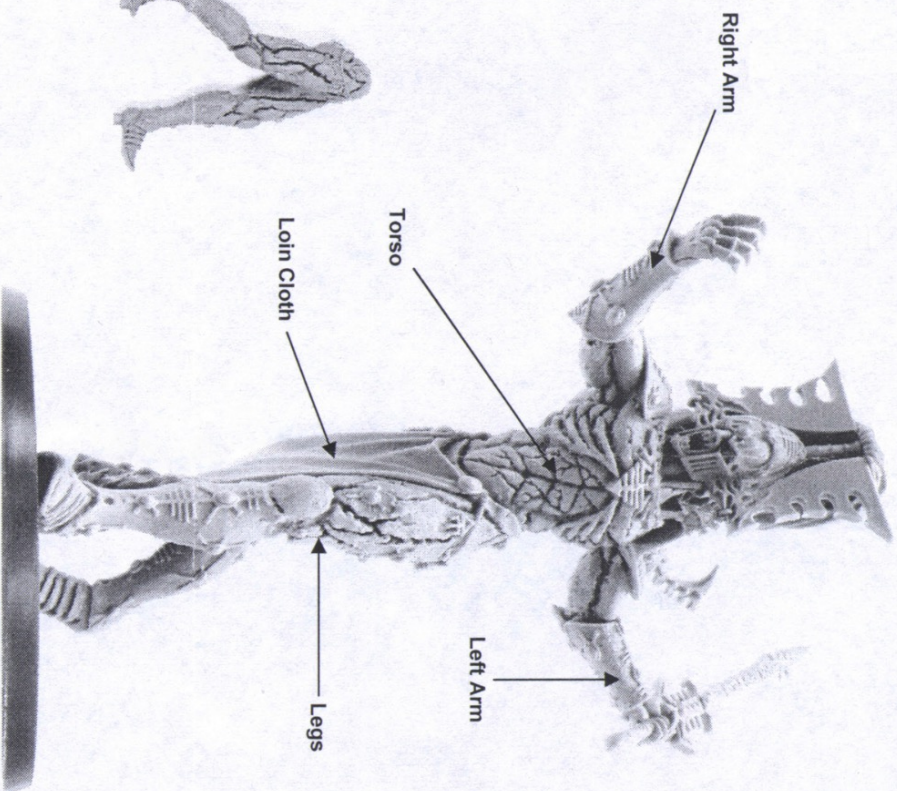
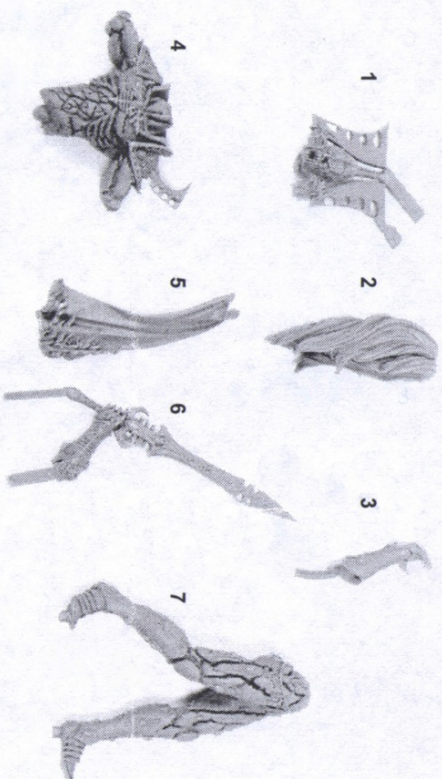
**BuildInstructions.com**

# IMPERIAL™ ARMOUR

## ELDAR AVATAR

### RESIN COMPONENTS LIST

1. Head
2. Hair
3. Right Hand
4. Torso
5. Loin cloth
6. Left Arm
7. Legs

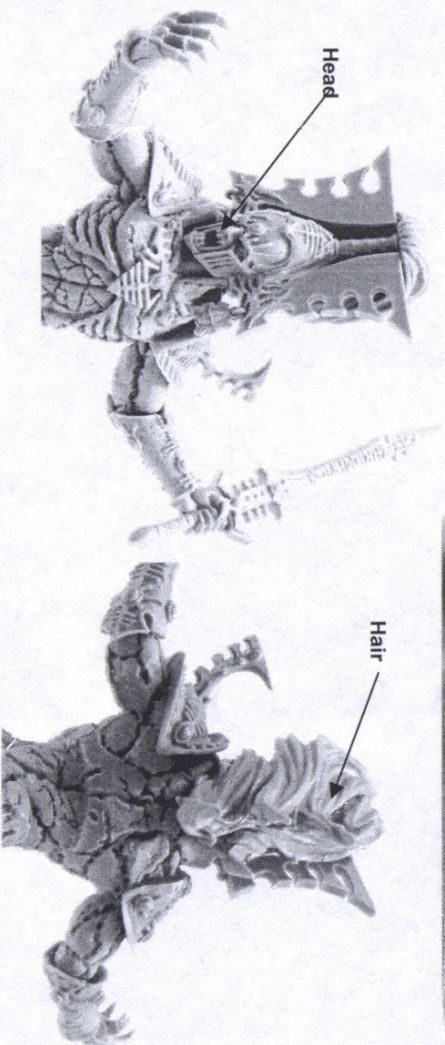


This kit contains the pieces required to build the Eldar Avatar  
To glue the resin pieces together and to plastic kit parts  
use Citadel Super Glue.

**NOTE:** We have cast this kit using the most advanced techniques  
and the best quality resin, but due to the nature of the casting process your  
model may contain very slight air bubbles. These can easily be filled with  
model filler or super glue. Any slight warpage of thin parts can easily be  
corrected by immersing the part in hot tap water for about 1 minute then  
carefully bending it back into shape.

### THIS IS NOT A TOY

Not suitable for children under 15 years of age.  
**WARNING:** Resin dust can be harmful if inhaled. Always wear a dust  
mask or respirator when sanding or sawing resin parts.



**Product code : IA-ELD-M-001**

The copyright on the model designs and components within  
this box is the exclusive property of Games Workshop Ltd.  
Copyright Games Workshop Ltd., 2006. All rights reserved.

Forge World, Games Workshop, Willow Road, Lenton, Nottingham, NG7 2WS, UK. Tel 0044 (0)115 916 8177