



Free Downloads of Build Instructions,
Assembly Booklets & How To Guides

BuildInstructions.com

DARK ELДАР TANTALUS

99590112003

Kit also includes
large flying Base

DARK ELДАР TANTALUS RESIN COMPONENTS LIST

1. Left Command Deck
2. Right Command Deck
3. Enhanced Aethersail
4. Lower Command Deck
5. Mast Surround
6. Left Outer Secondary Engine
7. Right Outer Secondary Engine
8. Central Secondary Engines (x2)
9. Inner Secondary Engines (x2)
10. Mast Guide
11. Rudder
12. Pulse Disintegrators (x2)
13. Mast Stem
14. Scythevanes (x2)
15. Small Spines (x20)
16. Large Spines (x24)
17. Right Hull
18. Left Hull
19. Main Hull
20. Central Primary Engine
21. Outer Primary Engines
22. Mast Support
23. Control Panel
24. Steering Control
25. Mast Base

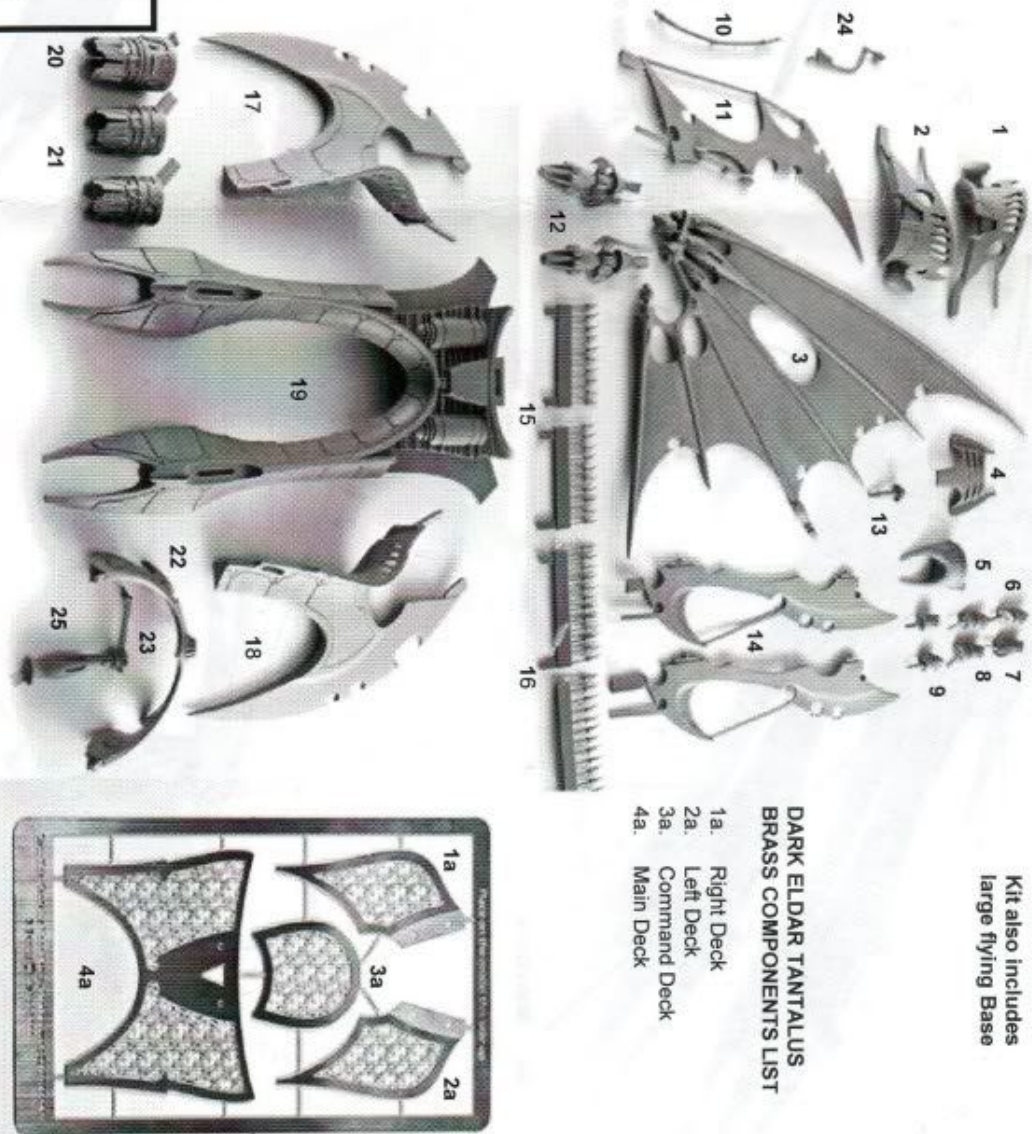
This kit contains all the pieces required to build the Dark Eldar Tantalus
To glue the resin pieces together and to plastic kit parts
use Citadel Super Glue.

NOTE: We have cast this kit using the most advanced techniques
and the best quality resin, but due to the nature of the casting process your
model may contain very slight air bubbles. These can easily be filled with
model filler or super glue. Any slight warpage of thin parts can easily be
corrected by immersing the part in hot tap water for about 1 minute then
carefully bending it back into shape.

THIS IS NOT A TOY

Not suitable for children under 15 years of age.

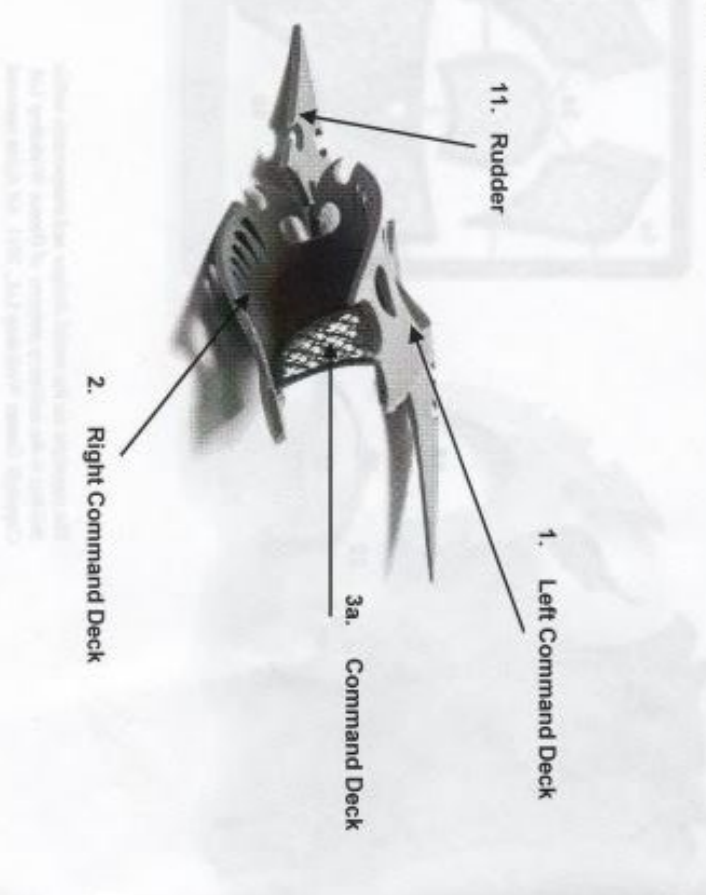
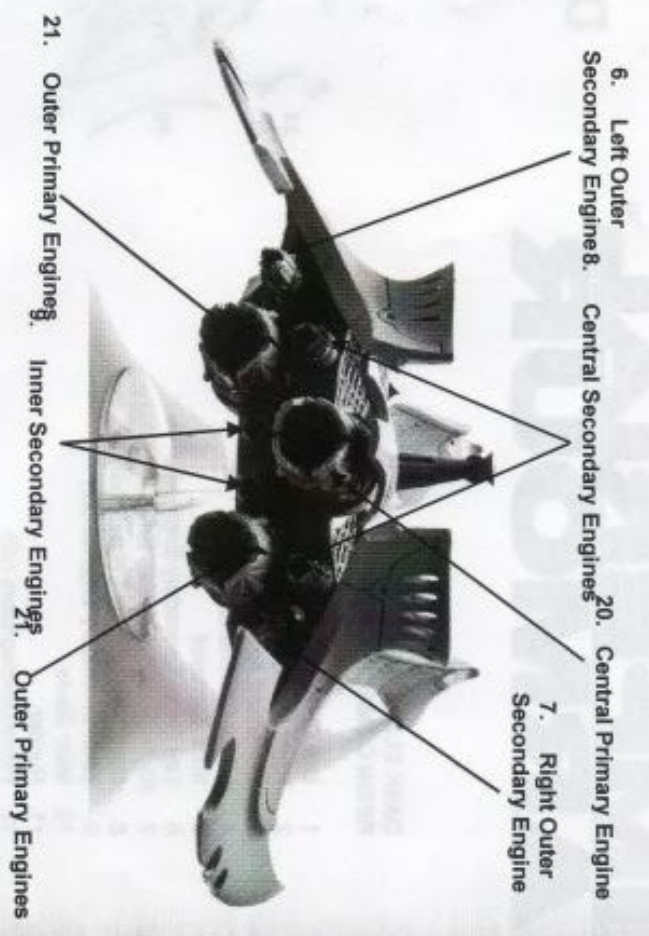
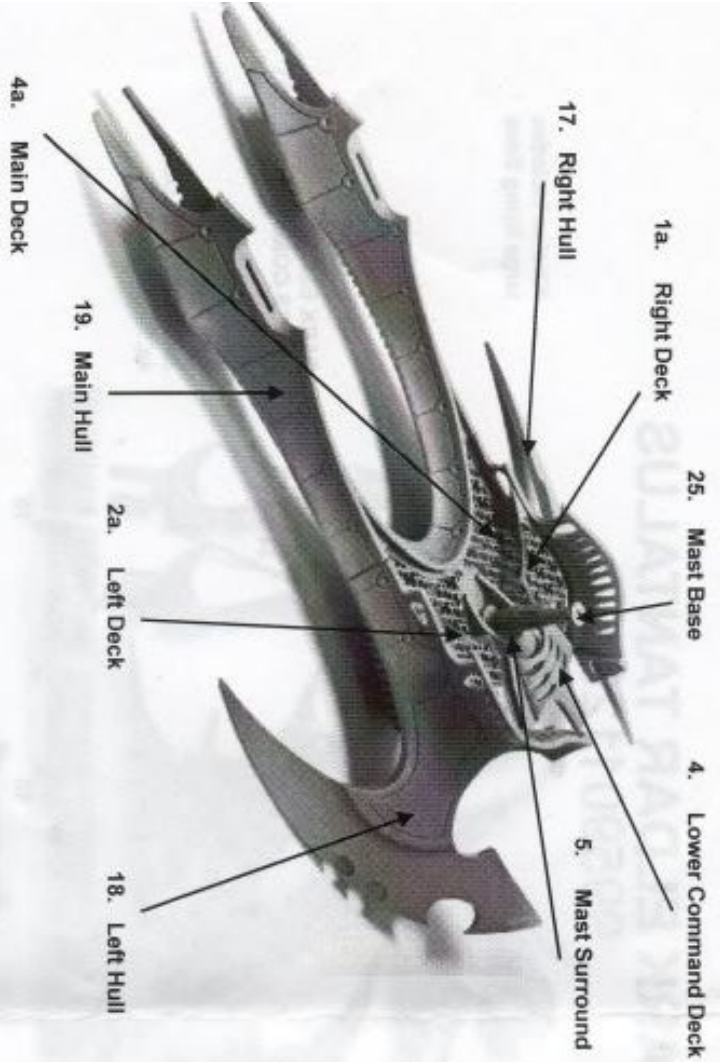
WARNING: Resin dust can be harmful if inhaled. Always wear a dust
mask or respirator when sanding or sawing resin parts.

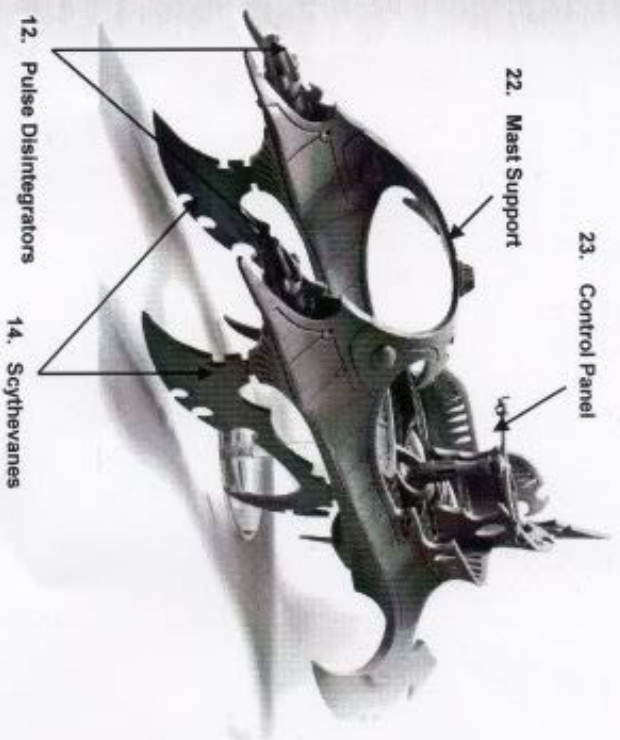


DARK ELДАР TANTALUS BRASS COMPONENTS LIST

- 1a. Right Deck
- 2a. Left Deck
- 3a. Command Deck
- 4a. Main Deck

The copyright on the model designs and components within
this box is the exclusive property of Games Workshop Ltd.
Copyright Games Workshop Ltd., 2011. All rights reserved.






23. Control Panel

22. Mast Support

12. Pulse Disintegrators

14. Scythevanes



3. Enhanced Aethersail

24. Steering Control

13. Mast Stem

Spines get placed at these semi circular points on the hull.