



Free Downloads of Build Instructions,
Assembly Booklets & How To Guides

BuildInstructions.com


IMPERIAL™ ARMOUR

CHAOS DECIMATOR™

Product code : 99590102107

RESIN COMPONENTS LIST

1. LEFT SHOULDER GUARD
2. HEAD
3. RIGHT SHOULDER GUARD
4. SHIN (x2)
5. TORSO
6. LOWER LEG (x2)
7. RIGHT UPPER LEG
8. LEFT UPPER LEG
9. LEFT KNEE
10. RIGHT KNEE
11. HIPS
12. UPPER ARMS (x2)
13. LARGE EXHAUST
14. SMALL EXHAUST (x2)
15. BENT FOOT
16. FOOT (x2)
17. WEAPON MOUNTS (x2)



Note: It can be handy to dry fit the model in the pose you are happy with before you glue it together.

This kit contains all the pieces required to make a Chaos Decimator.
To glue the resin pieces either together or to plastic components use Citadel
Super Glue.

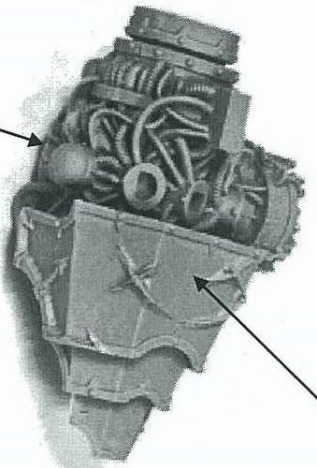
NOTE: We have cast this conversion kit using the most advanced techniques
and the best quality resin, but due to the nature of the casting process your
model may contain very slight air bubbles. These can easily be filled with
model filler or super glue. Any slight warpage of thin parts can easily be
corrected by immersing the part in hot tap water for about 1 minute then
carefully bending it back into shape.

THIS IS NOT A TOY

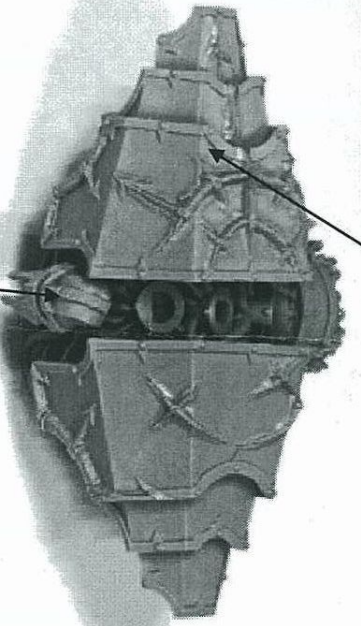
Not suitable for children under 15 years of age.

WARNING: Resin dust can be harmful if inhaled. Always wear a dust
mask or respirator when sanding or sawing resin parts.


1. LEFT SHOULDER GUARD



3. RIGHT SHOULDER GUARD



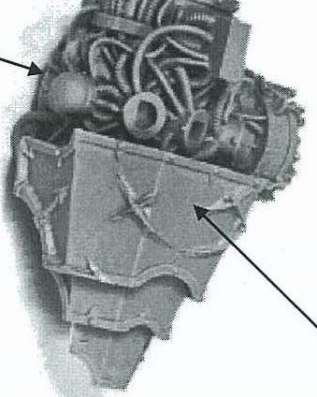
13. LARGE EXHAUST




14. SMALL EXHAUST



5. TORSO




12. UPPER ARMS



17. WEAPON MOUNTS

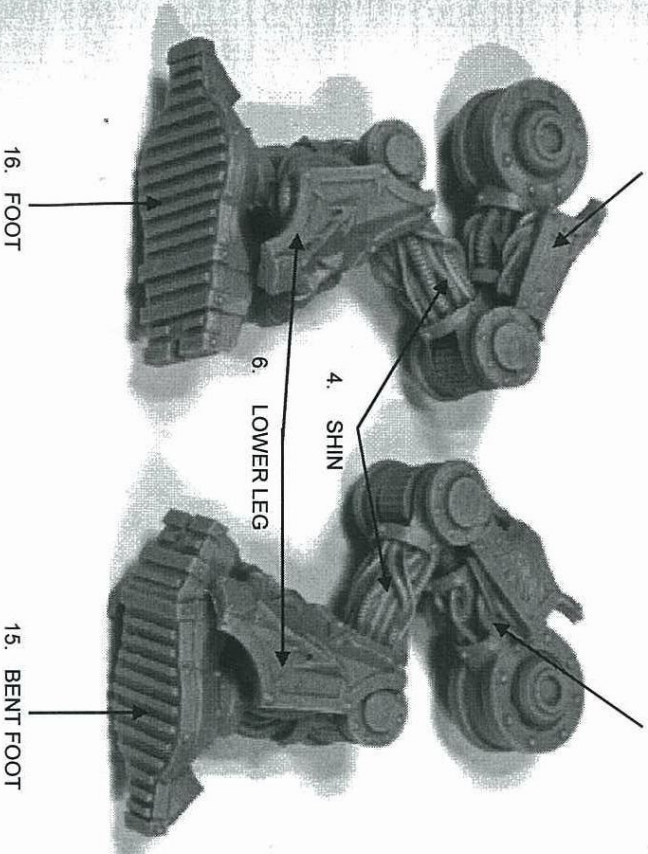


11. HIPS



7. RIGHT UPPER LEG

8. LEFT UPPER LEG



Note: It can be handy to dry fit the model in the pose you are happy with before you glue it together.

