



Free Downloads of Build Instructions,  
Assembly Booklets & How To Guides

**BuildInstructions.com**

**WARHAMMER**  
40,000

# FABIUS BILE

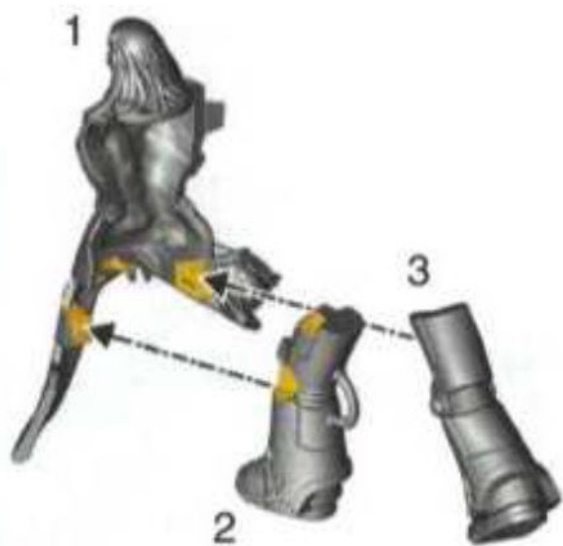




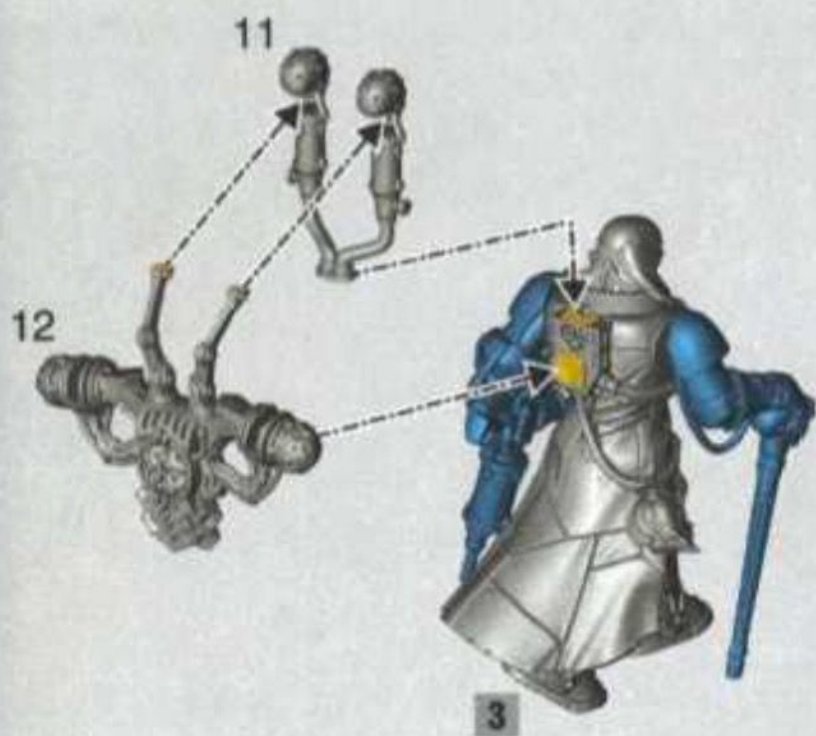
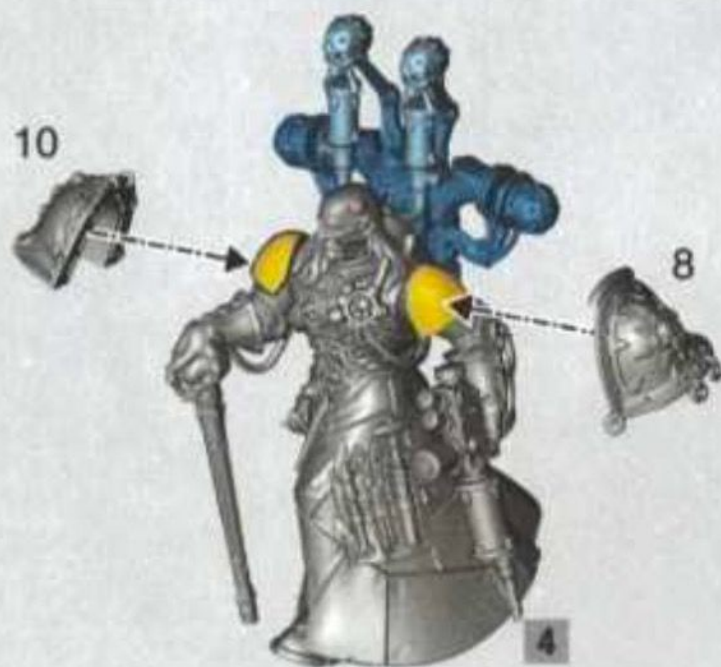


• **READ THIS FIRST** • **À LIRE EN PREMIER** • **LEER ANTES DE MONTAR**  
• **LIES DIES ZUERST** • **LEGGI PRIMA QUESTO**


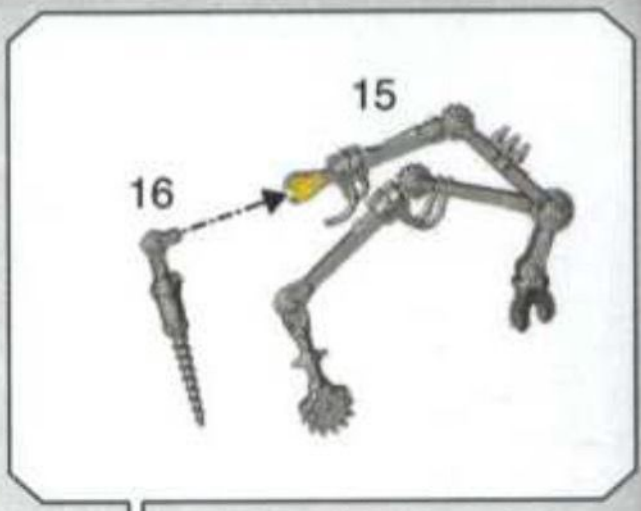
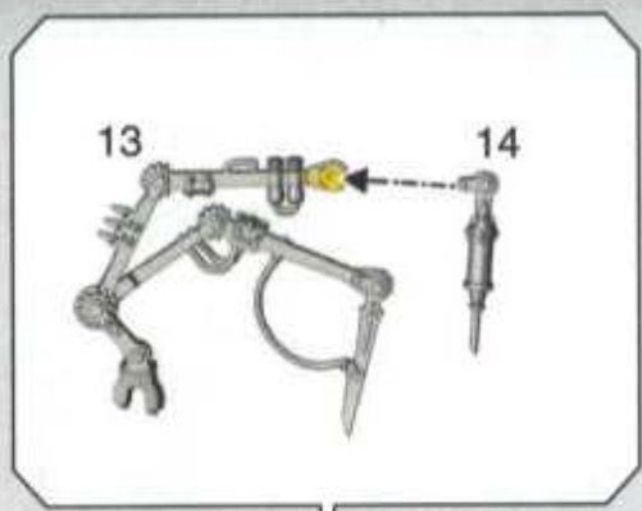
- **BEFORE ASSEMBLING YOUR MINIATURES, PLEASE READ THROUGH THE INSTRUCTIONS IN THIS BOOKLET CAREFULLY.** A pair of plastic cutters is required to remove the plastic components in this kit from their frame. We advise using a mouldline scraping tool to clean up the parts. To assemble your model you will need plastic glue. Games Workshop sells Citadel Fine Detail Cutters, Citadel Mouldline Remover and Citadel Plastic Glue, but does not recommend these products for use by children under the age of 16 without adult supervision.
- **AVANT D'ASSEMBLER VOS FIGURINES, VEUILLEZ LIRE ATTENTIVEMENT LES INSTRUCTIONS DE CE LIVRET.** Une pince coupante est requise pour détacher chaque élément de sa grappe. Nous vous recommandons l'utilisation d'un grattoir pour ébarber les éléments. Pour l'assemblage, vous aurez également besoin de colle plastique. Games Workshop commercialise les Pinces de Précision Citadel, l'Ébarboir Citadel et la Colle Plastique Citadel, mais n'en recommande pas l'utilisation pour des enfants de moins de 16 ans sans la supervision d'un adulte.
- **POR FAVOR, LEE CUIDADOSAMENTE ESTE LIBRETO DE INSTRUCCIONES ANTES DE EMPEZAR A MONTAR LAS MINIATURAS.** Te harán falta unas tenazas para plástico a fin de separar las piezas de la matriz. También aconsejamos una herramienta para rebabas a fin de limpiar cada pieza. Para montar la miniatura necesitarás pegamento para plástico. Games Workshop vende Tenazas Citadel, Herramientas para rebabas Citadel y Pegamento para plástico Citadel, pero no recomienda estos productos a menores de 16 años sin la supervisión de un adulto.
- **VOR DEM ZUSAMMENBAU DER MINIATUREN BITTE DIE ANWEISUNGEN IN DIESER ANLEITUNG AUFMERKSAM DURCHLESEN.** Du benötigst einen Kunststoffseitschneider, um die Kunststoffbauteile aus dem Gussrahmen herauszutrennen, und Kunststoffkleber, um die Miniatur zusammenzubauen. Außerdem empfehlen wir, die Bauteile vorher mit einem Gussgratentferner zu säubern. Games Workshop bietet Präzisions-Kunststoffseitschneider von Citadel sowie Citadel-Kunststoffkleber an, empfiehlt aber, dass Kinder unter 16 Jahren diese nur unter Aufsicht eines Erwachsenen benutzen.
- **PRIMA DI ASSEMBLARE LE TUE MINIATURE LEGGI ATTENTAMENTE TUTTE LE ISTRUZIONI DI QUESTO LIBRETTO.** Sono necessarie un paio di tronchesine per plastica per staccare i componenti dai loro sprue. Consigliamo di usare un attrezzo apposito per pulire i componenti. Per assemblare il modello avrai bisogno di colla per plastica. Games Workshop vende Tronchesine di precisione Citadel, Attrezzo per ripulire Citadel e Colla per plastica Citadel, ma non consiglia questi prodotti ad un pubblico minore di 16 anni senza la supervisione di un adulto.

**1****2****3**



**4****5**

6



Ø 40mm



7



8





## FABIUS BILE

NAME	M	WS	BS	S	T	W	A	Ld	Sv
Fabius Bile	6"	2+	3+	4	4	5	4	9	3+
Surgeon Acolyte	6"	5+	5+	3	4	1	1	6	6+

Fabius Bile is a single model equipped with: Xyclos Needler; the Chirurgeon; Rod of Torment; frag grenades; Krak grenades. He can be accompanied by up to 1 Surgeon Acolyte. A Surgeon Acolyte is equipped with: Surgeon Acolyte's tools. Only one of this unit can be included in your army.

WEAPON	RANGE	TYPE	S	AP	D	ABILITIES
Xyclos Needler	18"	Pistol 3	2	-2	2	Attacks made with this weapon wound on a 2+ unless the target is a <b>VEHICLE</b> or <b>TITANIC</b> unit.
Rod of Torment	Melee	Melee	+1	-1	D3	When resolving an attack made with this weapon against a <b>VEHICLE</b> unit, it has a Damage characteristic of 1.
Surgeon Acolyte's tools	Melee	Melee	User	-1	1	-
The Chirurgeon	Melee	Melee	4	-2	1	When the bearer fights it can make 3 additional attacks with this weapon.
Frag grenades	6"	Grenade D6	3	0	1	-
Krak grenades	6"	Grenade 1	6	-1	D3	-

## ABILITIES

**Death to the False Emperor** (see Codex: Chaos Space Marines)

**Another Pair of Hands:** If Fabius Bile is accompanied by a Surgeon Acolyte, after rolling the D3 for the Enhanced Warriors ability, you can add or subtract 1 to that roll result (e.g. a D3 roll result of 3 could be a roll result of 2 or 3). If a Surgeon Acolyte is destroyed, it is ignored for the purposes of Morale tests.

**The Chirurgeon:** When Fabius Bile would lose a wound, roll one D6; on a 5+ that wound is not lost. In addition, at the start of each of your turns Fabius Bile regains D3 lost wounds.

**Enhanced Warriors:** At the end of your Movement phase, you can select one **HERETIC ASTARTES INFANTRY** unit from your army that is not a **CHARACTER** that is wholly within 6" of this unit. You cannot select a unit that has already been affected by this ability in this battle. If you do so, roll one D6; on a 1, one model from the selected unit is destroyed. Then, roll one D3 and consult the table below:

D3	ENHANCEMENT
1	Add 1 to the Strength characteristic of models in that unit until the end of the battle.
2	Add 1 to the Toughness characteristic of models in that unit until the end of the battle.
3	Add 1 to the Attacks characteristic of models in that unit until the end of the battle.

## FACTION KEYWORDS

CHAOS, HERETIC ASTARTES, CREATIONS OF BILE

## KEYWORDS (FABIUS BILE)

CHARACTER, INFANTRY, FABIUS BILE

## KEYWORDS (SURGEON ACOLYTE)

CHARACTER, INFANTRY, SURGEON ACOLYTE





BASE INCUBI DARKNESS

LAYER TEMPLE GUARD BLUE

LAYER BAHARROTH BLUE

LAYER WHITE SCAR

BASE NAGGAROTH NIGHT

SHADE NULN OIL

LAYER XEREUS PURPLE

LAYER PINK HORROR

BASE BUGMAN'S GLOW

SHADE ADRAX EARTHSHADE

LAYER CADIAN FLESHSTONE

LAYER SCREAMING SKULL

BASE CORAX WHITE

LAYER WHITE SCAR

SHADE CARROBURG CRIMSON

BASE STEGADON SCALE GREEN

SHADE NULN OIL

LAYER THUNDERHAWK BLUE

LAYER KARAK STONE



games-workshop.com



993201020451



MADE IN  
THE UK

Games Workshop Limited, NG7 2WS, UK  
© Copyright Games Workshop Limited 2020.

