

Free Downloads of Build Instructions,
Assembly Booklets & How To Guides

BuildInstructions.com

DUNGEON BOWL™

THE GAME OF SUBTERRANEAN BLOOD BOWL MAYHEM!

CONSTRUCTION BOOK



READ THIS FIRST! Before assembling your model kit, please read through the instructions in this booklet carefully. A pair of plastic cutters is required to remove the plastic components in this kit from their frame. We show (once a moulding spruing tool to clean up the parts. To assemble your model, glue, Games Workshop sells Citadel Fine Detail Cutters, Citadel Mouldline Removers and Citadel Blitsz glue, but does not recommend these products for use by children under the age of 16 without adult supervision.

À LIRE EN PREMIER : Avant de vous lancer dans l'assemblage de ce kit, veuillez lire attentivement les instructions de ce livret. Une pince coupante est requise pour détacher chaque élément de sa grappe. Nous vous recommandons l'utilisation d'un grattoir pour ébarber les éléments. Pour l'assemblage, vous aurez également besoin de colle plastique. Games Workshop commercialise les Pince de Précision Citadel, l'Esprit de la Colle Plastique Citadel, mais n'en recommande pas l'utilisation pour des enfants de moins de 16 ans sans la supervision d'un adulte.

LEER ANTES DE MONTAR: Antes de montar el contenido de este kit, lee estas instrucciones cuidadosamente. Te harán falta unas tenazas para plástico a fin de separar las piezas de la matriz. También aconsejamos un herramienta para rebabas a fin de limpiar cada pieza. Para montar la miniatura necesitarás pegamento para plástico. Games Workshop vende Franchisine di precisione Citadel, Herramientas para rebabas Citadel y Pegamento para plástico Citadel, pero no recomendamos estos productos a menores de 16 años sin la supervisión de un adulto.

LES DIES ZUERST: Bitte lies diese Anleitung sorgfältig, bevor du mit dem Zusammenbau deines Modells beginnst. Du benötigst einma Kunststoffschneider, um die Kunststoffbauteile aus dem Gusstempel herauszunehmen, und Kunststoffkleber, um die Miniatur zusammenzubauen. Außerdem empfehlen wir die Bauteile vorher mit einem Gussgratentferner zu säubern. Games Workshop bietet Präzisions-Kunststoffschneider von Citadel sowie Citadel Kunststoffkleber an, empfiehlt aber, dass Kinder unter 16 Jahren diese nur unter Aufsicht eines Erwachsenen benutzen.

LEGGI PRIMA QUESTO: prima di assemblare il tuo modello, leggi le istruzioni di questo libretto con attenzione. Sono necessarie un paio di tronchesine per plastica per staccare i componenti dai loro sprue. Consigliamo di usare un attrezzo apposito per pulire i componenti. Per assemblare il modello avrai bisogno di colla per plastica. Games Workshop vende Franchisine di precisione Citadel, Attrezzo per ripulire Citadel e Colla per plastica Citadel, ma non consiglia questi prodotti ad un pubblico minore di 16 anni senza la supervisione di un adulto.

请先阅读：组装模型前，请先仔细阅读本说明书。需要用到塑料脱模工具来清理零件。用塑料粘胶来组装模型。Games Workshop 销售 Citadel 精密剪、 Citadel 塑料脱模剂、 Citadel 塑料粘胶，但不建议未满 16 岁的儿童在没有成人监护下使用这些产品。

最初に読んでください：ミニチュアを組み立てる前に、この冊子の説明をよくお読みください。本セット内付属のプラスチックを切り取るためにプラスチック用ニッパーが必要となります。その他パーツを磨くために、スラットライナーを使用する必要があります。モデルの組み立てには、プラスチック接着剤が必要です。ゲームワークショップでは「シタデルファインディテールニールドワイ」「シタデルモールドライ」「シタデルプラスチック接着剤」を販売していますが、これらは保護者の監督なしでの16歳以下のお子様への使用を推奨しません。

EXPLANATION OF SYMBOLS - EXPLICATION DES SYMBOLES - EXPLICACION DE LOS SIMBOLOS - ENLÄUTERUNG DER SYMBOLE - LEGENDA DEI SIMBOLI - 符号の説明

- 15** Repeat pieces (Repetición de piezas / Repetition of pieces / Repetizione di pezzi / Repetition of pieces / Repetition of pieces / Repetition of pieces)
- 16+** Choice of parts (Elección de piezas / Choice of parts / Scelta di componenti / Choice of parts / Choice of parts / Choice of parts)
- 16+** Distanza minima (Minimum distance / Minimum distance / Minimum distance / Minimum distance / Minimum distance / Minimum distance)
- 16+** Vista detallada (Detailed view / Detailed view / Detailed view / Detailed view / Detailed view / Detailed view)
- 16+** Alternativa Análisis (Alternative analysis / Alternative analysis / Alternative analysis / Alternative analysis / Alternative analysis / Alternative analysis)
- 16+** Visual del detaching (Visual del detaching / Visual del detaching / Visual del detaching / Visual del detaching / Visual del detaching / Visual del detaching)
- 16+** 部品位置図 (Part location diagram / Part location diagram / Part location diagram / Part location diagram / Part location diagram / Part location diagram)
- 16+** 部品位置図 (Part location diagram / Part location diagram / Part location diagram / Part location diagram / Part location diagram / Part location diagram)

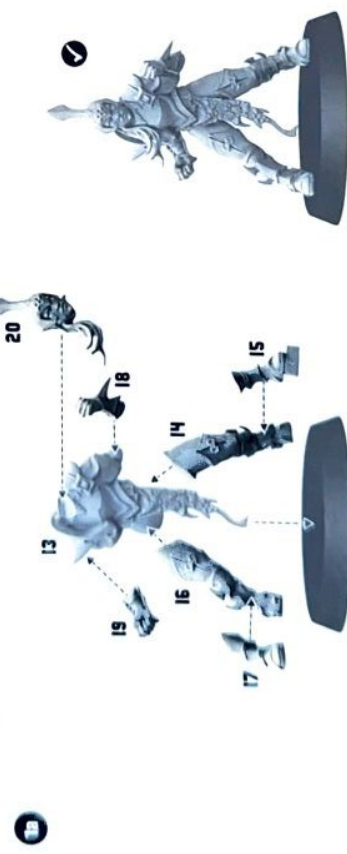


Citadel Fine Detail Cutters
Pince de précision Citadel
Tenazas Citadel
Citadel Kunststoffschneider
Tronchesine di precisione Citadel
Citadel 精密剪
シタデルファインディテールニールドワイ

Citadel Plastic Glue
Colle plastique liquide Citadel
Pegamento para plástico Citadel
Citadel Kunststoffkleber
Colla per plastica fluida Citadel
Citadel 塑料粘胶
シタデルプラスチック接着剤

Citadel Mouldline Remover
Esprit de la Colle Plastique Citadel
Herramientas para rebabas Citadel
Citadel Kunststoffschneider
Attrezzo per ripulire Citadel
Citadel 磨き棒
シタデルモールドライ

DARK ELF LINEMAN I



DARK ELF LINEMAN 2



DARK ELF LINEMAN 3



BLITZER

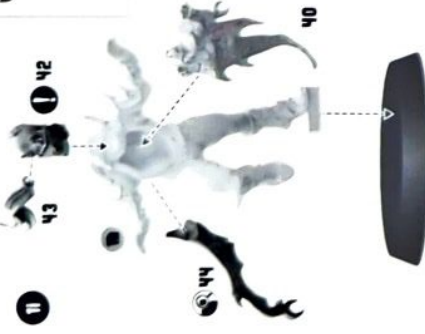


RUNNER

10a



10b



WITCH ELF

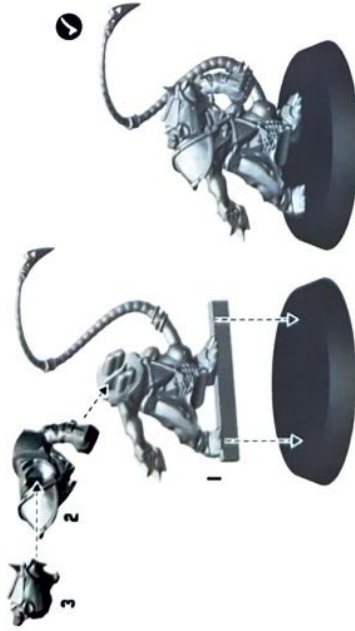
11



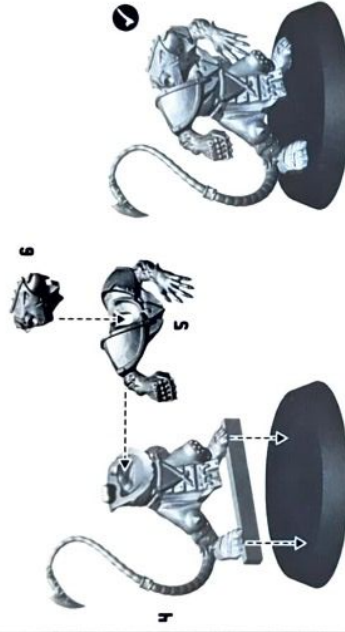
11a




2a




2b



2c

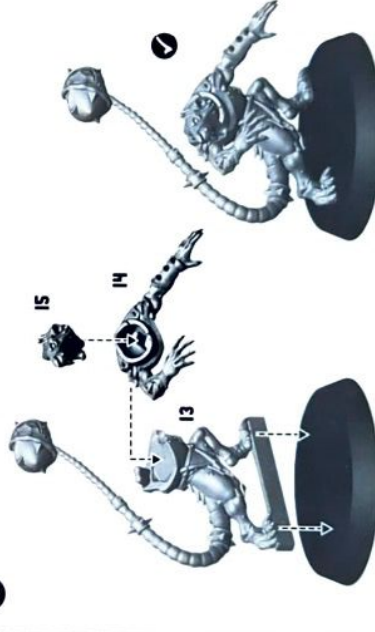


20

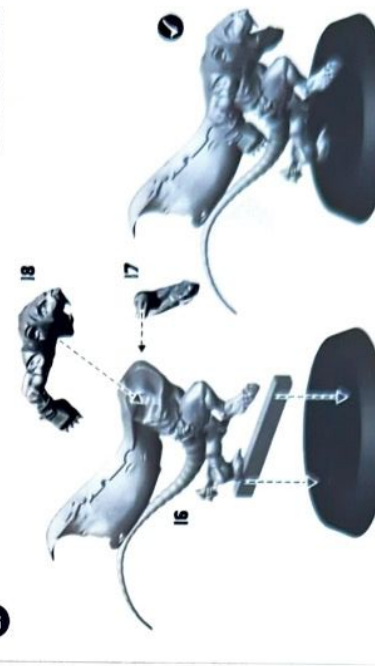


20

20

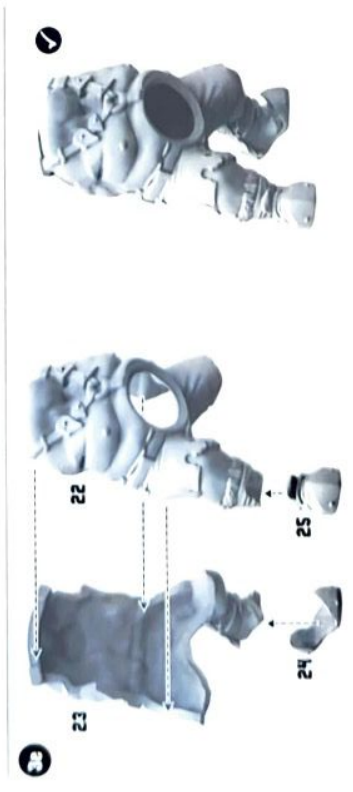

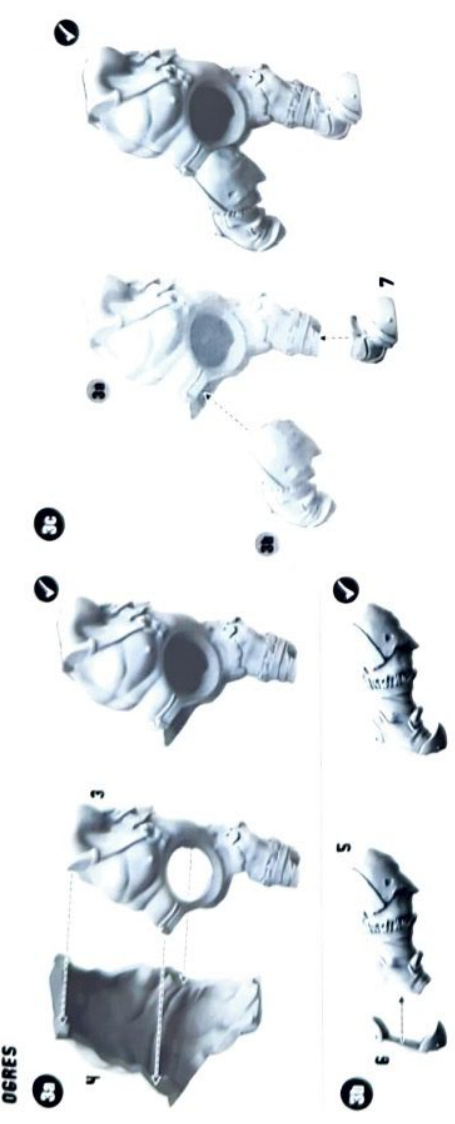


21

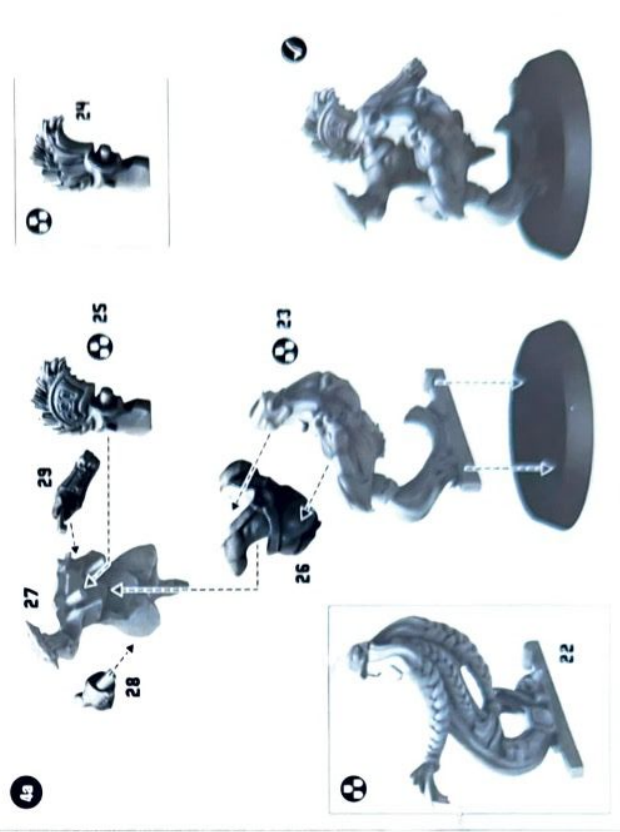


OGRES


OGRE RUNT PUNTER




TROLL SLAYER



OGRE BLOCNER 2




DWARF BLOCKER
LINEMAN 1




40

DWARF BLOCKER
LINEMAN 2




41

DWARF BLOCKER
LINEMAN 3



42

RUNNER



43

GNOBLARS



GNOBLAR HEADS



GNOBLAR 1



GNOBLAR 2



GNOBLAR 3



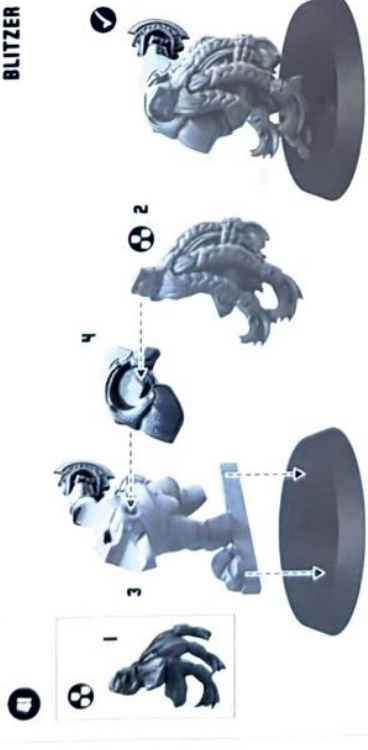
GNOBLAR 4



GNOBLAR 5



BLITZER



44

GNOBLAR 4



GNOBLAR 5

