



Free Downloads of Build Instructions,
Assembly Booklets & How To Guides

BuildInstructions.com

WARHAMMER 40,000

SCOURGES

FLÉAUX | AZOTES | HARPYIEN | FLAGELLI | スカージ | 黑暗灵族天灾



READ THIS FIRST | À LIRE EN PRIORITÉ | BITTE BEACHT E | LEE ESTO PRIMERO | LEGGI PRIMA QUESTO
最初にお読みください。 | 请优先阅读

ENG BEFORE ASSEMBLING YOUR MINIATURES, PLEASE READ THROUGH THE INSTRUCTIONS IN THIS BOOKLET CAREFULLY. A pair of plastic cutters is required to remove the plastic components in this kit from their frame. We advise using a mould scraping tool to clean up the parts. To assemble your model you will need plastic glue. Games Workshop sells Citadel Fine Detail Cutters, Citadel Mouldline Remover and Citadel Plastic Glue, but does not recommend these products for use by children under the age of 16 without adult supervision.

FRE AVANT D'ASSEMBLER VOS FIGURINES, VEUILLEZ LIRE ATTENTIVEMENT LES INSTRUCTIONS DE CE LIVRET. Une pince coupante est requise pour détacher chaque élément de sa grappe. Nous vous recommandons l'utilisation d'un grattoir pour ébarber les éléments. Pour l'assemblage, vous aurez également besoin de colle plastique. Games Workshop commercialise les Pinces de Précision Citadel, l'Ébarboir Citadel et la Colle Plastique Citadel, mais n'en recommande pas l'utilisation pour des enfants de moins de 16 ans sans la supervision d'un adulte.

ESP POR FAVOR, LEE CUIDADOSAMENTE ESTE LIBRETO DE INSTRUCCIONES ANTES DE EMPEZAR A MONTAR LAS MINIATURAS. Te harán falta unas tenazas para plástico a fin de separar las piezas de la matriz. También aconsejamos una herramienta para rebabas a fin de limpiar cada pieza. Para montar la miniatura necesitarás pegamento para plástico. Games Workshop vende Tenazas Citadel, Herramientas para rebabas Citadel y Pegamento para plástico Citadel, pero no recomienda estos productos a menores de 16 años sin supervisión de un adulto.

GER VOR DEM ZUSAMMENBAU DER MINIATUREN BITTE DIE ANWEISUNGEN IN DIESER ANLEITUNG AUFMERKSAM DURCHLESEN. Du benötigst einen Kunststoffseitenschneider, um die Kunststoffbauteile aus dem Gussrahmen herauszutrennen, und Kunststoffkleber, um die Miniatur zusammenzubauen. Außerdem empfehlen wir, die Bauteile vorher mit einem Gussgratentferner zu übern. Games Workshop bietet Präzisions-Kunststoffseitenschneider von Citadel sowie Citadel-Kunststoffkleber an, empfiehlt aber, da Kinder unter 16 Jahren diese nur unter Aufsicht eines Erwachsenen benutzen.

ITA PRIMA DI ASSEMBLARE LE TUE MINIATURE LEGGI ATTENTAMENTE TUTTE LE ISTRUZIONI DI QUESTO LIBRETTO. È necessario un paio di tronchesine per plastica per staccare i componenti dai loro sprue. Consigliamo di usare un attrezzo apposito per pulire i componenti. Per assemblare il modello avrai bisogno di colla per plastica. Games Workshop vende Tronchesine di precisione Citadel, Attrezzo per ripulire Citadel e Colla per plastica Citadel, ma non consiglia questi prodotti ad un pubblico minore di 16 anni senza la supervisione di un adulto.

本語 本キット内のフレームからプラスチックパーツを切り離すためには、ニッパーが必要です。パーツのモールドを平らにするには、

EXPLANATION OF SYMBOLS | ERLÄUTERUNG DER SYMBOLE | LEGENDA DEI SIMBOLI



- Special instruction - Please read
- Instructions spéciales - Lire attentivement
- Instrucción especial: Por favor, léela
- Besondere Anweisung - Bitte lesen
- Istruzioni speciali - Leggi attentamente
- 特記事項 - 必ずお読みください
- 特殊说明 - 请详阅



- Repeat process
- Répéter l'étape
- Repetir pasos
- Vorgang wiederholen
- Ripeti il processo
- 同じ作業を繰り返すこと
- 重复步骤



- Choice of parts
- Choix d'éléments
- Modelos de componentes
- Auswahl an Teilen
- Scelta di componenti
- パーツの選択
- 选择部件




- Use matching parts
- Utiliser les éléments correspondants
- Usa las piezas que correspondan
- Verwende die passenden Teile
- Usa le parti corrispondenti
- 適合するパーツを使用
- 使用匹配部件



- Stage complete
- Étape terminée
- Paso completado
- Schritt abgeschlossen
- Fase completa
- このステージの完成
- 完成

CONTENTS | CONTENU | CONTENIDO | INHALT | CONTENUTO | コンテンツ | 内含板件



BUILD VARIANTS | VARIANTES D'ASSEMBLAGE | MONTATERNATIVOS | BAUVARIANTEN
VARIANTI D'ASSEMBLAGGIO | バリエーション | 变体版


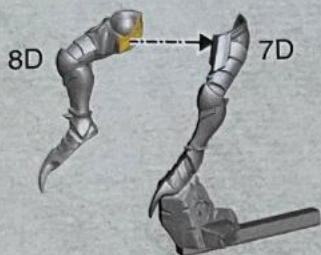

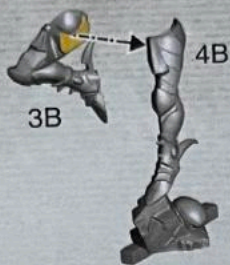
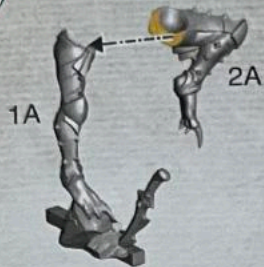


- Assemblies for build variants are colour coded.
- Les assemblages de variantes ont un code couleur.
- Las instrucciones para montajes alternativos se indican con un color diferente.

- Optionen für Bauvarianten sind farblich markiert.
- Le diverse varianti d'assemblaggio sono divise per colore.
- バリエーション違いの組み立ては色分けされている。
- 变体版拼装部件有颜色区分。



1 a

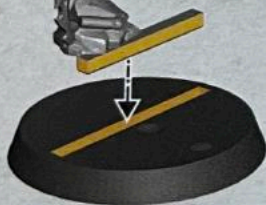


1 b

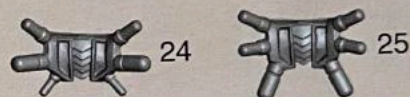
x5



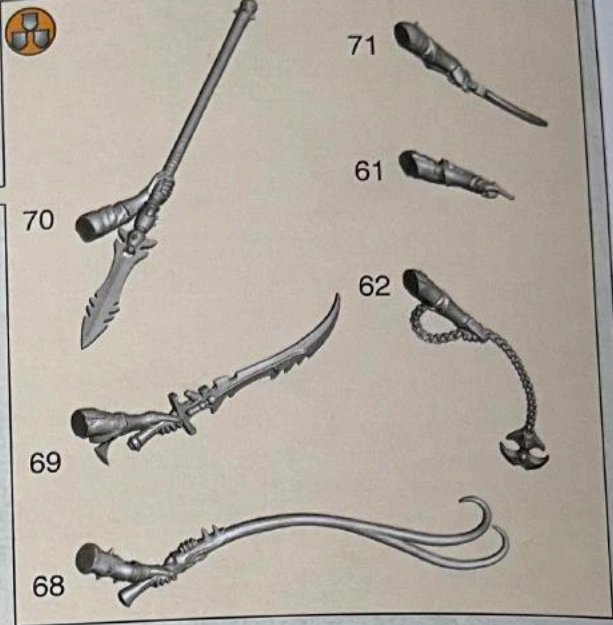

1 a




Ø 32mm



2 a

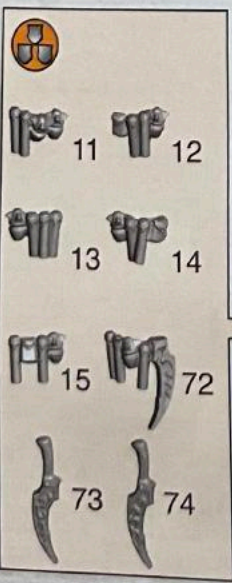


2 b




2 a

2 c



2 b



3



4



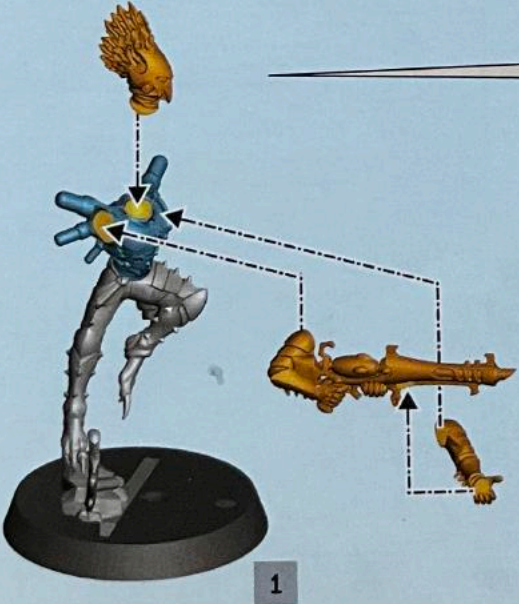
5



6



3



3



3

4


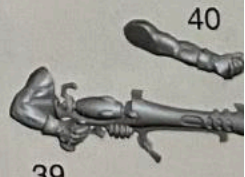



35



33

36



37

38

39

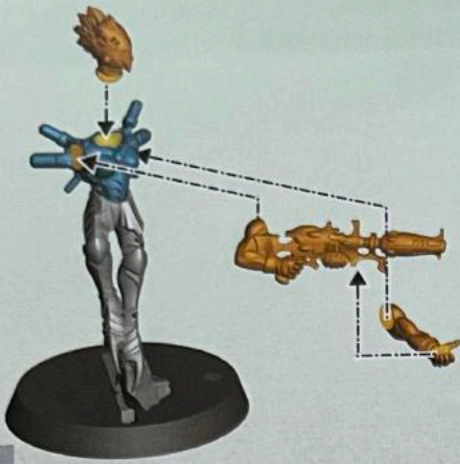
40

60



63


4



1



46



47

48



49

5



1



41



42

43




44

45




44

6







1




75

76

77

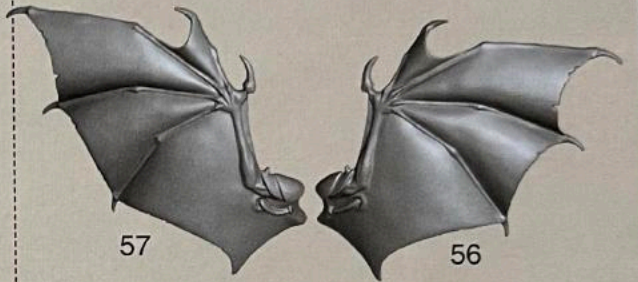


3-6



54

55




57

56



59

58



51

50





ENG Used alongside the core rules found on warhammer40000.com, the essential rules below will get your new unit on the battlefield. For the full rules for this unit, see the Codex relevant to your army.

FRE Utilisées avec les règles de base de warhammer 40000.com, les règles essentielles ci-dessous vous permettront de jouer votre nouvelle unité sur le champ de bataille. Pour les règles complètes de cette unité, référez-vous au Codex correspondant à votre armée.

ESP Usadas junto a las reglas básicas que encontrarás en warhammer40000.com, las siguientes reglas esenciales pondrán tu nueva unidad en el campo de batalla. Para ver las reglas completas de esta unidad, consulta el Codex de tu ejército.

GER Wenn du die Regeln unten zusammen mit den Grundregeln auf warhammer40000.com verwendest, kannst du deine Einheit

direkt auf das Schlachtfeld führen. Die vollständigen Regeln für diese Einheit findest du im entsprechenden Codex für deine Armee.

ITA Usate assieme alle regole base che puoi trovare su warhammer40000.com, le regole essenziali in basso ti aiuteranno a portare sul campo di battaglia la tua nuova unità. Per le regole complete di questa unità, consulta il Codex corrispondente alla tua armata.

日本語 warhammer40000.comに掲載されているコアルールとともに以下のユニット用基本ルールを使用することで、このユニットを戦場に配備することができます。このユニットの完全版ルールについては、このユニットが属するアーミーのコーデックスを参照してください。

中文 下方的基本规则需搭配 warhammer40000.com 上的《核心规则》使用，可助您将新单位部署到战场上。有关该单位的完整规则，请参见与您的军队相关的《圣典》。

SCOURGES

FLÉAUX |

AZOTES |

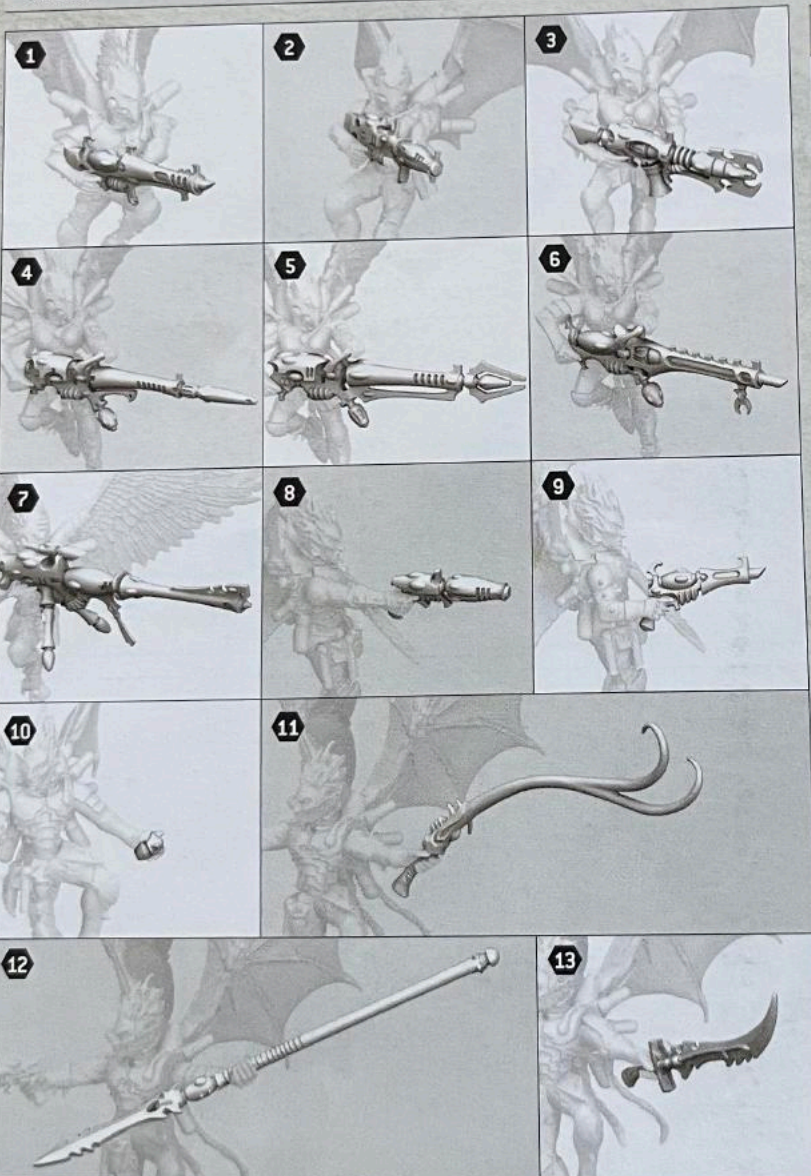
HARPYIEN |

FLAGELLI |

スカージ |

黑暗灵族天灾

| | | | | | | | | | |
|----------|-----|----|----|---|---|---|---|---|----|
| | | | | | | | | | |
| Scourge | 14" | 3+ | 3+ | 3 | 3 | 1 | 1 | 7 | 3+ |
| Solarite | 14" | 3+ | 3+ | 4 | 3 | 1 | 2 | 8 | 3+ |



| | | | | | | |
|----|-----|----|----|----|------|--|
| | | | | | | |
| 1 | 18" | 3 | 2 | 0 | 1 | |
| 2 | 18" | 1 | 8 | -4 | D6 | |
| 3 | 18" | D6 | 6 | -1 | 1 | |
| 4 | 24" | 1 | 8 | -4 | D6 | |
| 5 | 24" | D3 | 4 | -3 | D3 | |
| 6 | 36" | 3 | 3 | -1 | 2 | |
| 7 | 36" | 1 | 8 | -4 | D3+3 | |
| 8 | 6" | 1 | 8 | -4 | D6 | |
| 9 | 12" | 1 | 2 | 0 | 1 | |
| 10 | 6" | D6 | 4 | -1 | 1 | |
| 11 | | | | -3 | 1 | |
| 12 | | | +2 | -2 | 1 | |
| 13 | | | | -1 | -1 | |



warhammer.com
 Games Workshop Limited, Willow Road,
 Nottingham, NG7 2WS, UK
 © Copyright Games Workshop Limited 2021.

