



Free Downloads of Build Instructions,
Assembly Booklets & How To Guides

BuildInstructions.com

BLIGHTLORD TERMINATORS





• READ THIS FIRST • À LIRE EN PREMIER • LEER ANTES DE MONTAR
• LIES DIES ZUERST • LEGGI PRIMA QUESTO

- **BEFORE ASSEMBLING YOUR MINIATURES PLEASE READ THROUGH THE INSTRUCTIONS IN THIS BOOKLET CAREFULLY.** A pair of plastic cutters is required to remove the plastic components in this kit from their frame. We advise using a mouldline scraping tool to clean up the parts. To assemble your model you will need plastic glue. Games Workshop sells Citadel Fine Detail Cutters, Citadel Mouldline Remover and Citadel Plastic Glue, but does not recommend these products for use by children under the age of 16 without adult supervision.
- **AVANT D'ASSEMBLER VOS FIGURINES, VEUILLEZ LIRE ATTENTIVEMENT LES INSTRUCTIONS DE CE LIVRET.** Une pince coupante est requise pour détacher chaque élément de sa grappe. Nous vous recommandons l'utilisation d'un grattoir pour ébarber les éléments. Pour l'assemblage, vous aurez également besoin de colle plastique. Games Workshop commercialise les Pinces de Précision Citadel, l'Ébarboir Citadel et la Colle Plastique Citadel, mais n'en recommande pas l'utilisation pour des enfants de moins de 16 ans sans la supervision d'un adulte.
- **POR FAVOR, LEE CUIDADOSAMENTE ESTE LIBRETO DE INSTRUCCIONES ANTES DE EMPEZAR A MONTAR LAS MINIATURAS.** Te harán falta unas tenazas para plástico a fin de separar las piezas de la matriz. También aconsejamos una herramienta para rebabas a fin de limpiar cada pieza. Para montar la miniatura necesitarás pegamento para plástico. Games Workshop vende Tenazas Citadel, Herramientas para rebabas Citadel y Pegamento para plástico Citadel, pero no recomienda estos productos a menores de 16 años sin la supervisión de un adulto.
- **VOR DEM ZUSAMMENBAU DER MINIATUREN BITTE DIE ANWEISUNGEN IN DIESER ANLEITUNG AUFMERKSAM DURCHLESEN.** Du benötigst einen Kunststoffseitenschneider, um die Kunststoffbauteile aus dem Gussrahmen herauszutrennen, und Kunststoffkleber, um die Miniatur zusammenzubauen. Außerdem empfehlen wir, die Bauteile vorher mit einem Gussgratentferner zu säubern. Games Workshop bietet Präzisions-Kunststoffseitenschneider von Citadel sowie Citadel-Kunststoffkleber an, empfiehlt aber, dass Kinder unter 16 Jahren diese nur unter Aufsicht eines Erwachsenen benutzen.
- **PRIMA DI ASSEMBLARE LE TUE MINIATURE LEGGI ATTENTAMENTE TUTTE LE ISTRUZIONI DI QUESTO LIBRETTO.** Sono necessarie un paio di tronchesine per plastica per staccare i componenti dai loro sprue. Consigliamo di usare un attrezzo apposito per pulire i componenti. Per assemblare il modello avrai bisogno di colla per plastica. Games Workshop vende Tronchesine di precisione Citadel, Attrezzo per ripulire Citadel e Colla per plastica Citadel, ma non consiglia questi prodotti ad un pubblico minore di 16 anni senza la supervisione di un adulto.

• EXPLANATION OF SYMBOLS • EXPLICATION DES SYMBOLES • EXPLICACIÓN DE SÍMBOLOS
• ERLÄUTERUNG DER SYMBOLE • LEGENDA DEI SIMBOLI



- Special instruction - Please read
- Instructions spéciales - Lire attentivement
- Instrucción especial: Por favor, léela
- Besondere Anweisung - Bitte lesen
- Istruzioni speciali - Leggi attentamente



- Do not glue the components
- Ne pas coller les éléments
- No pegar los componentes
- Bitte die Teile nicht kleben
- Non incollare i componenti



- Dry fit stage before gluing
- Tester avant de coller
- Comprobar el encaje antes de pegar
- Positionierung erst ohne Klebstoff ausprobieren
- Prova a secco prima di incollare



- Repeat process
- Répéter l'étape
- Repetir pasos
- Vorgang wiederholen
- Ripeti il processo

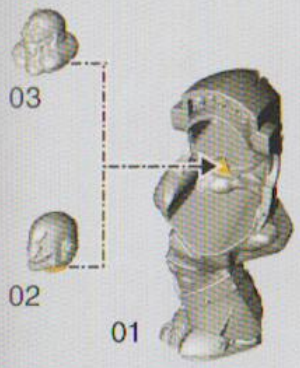


- Choice of parts
- Choix d'éléments
- Modelos de componentes
- Auswahl an Teilen
- Scelta di componenti



- Stage complete
- Étape terminée
- Paso completado
- Schritt abgeschlossen
- Fase completa


1 a



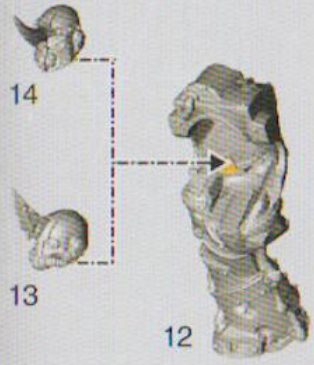
1 b



1 c



1 d




1 e



1 f



1 g



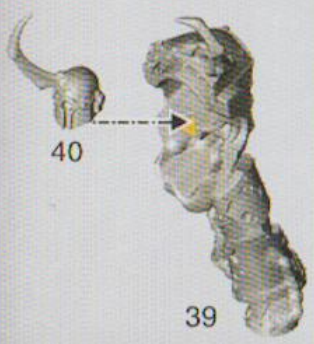
1 h



1 i



1 j



1 k



1 l



1 m



1 n




1 o

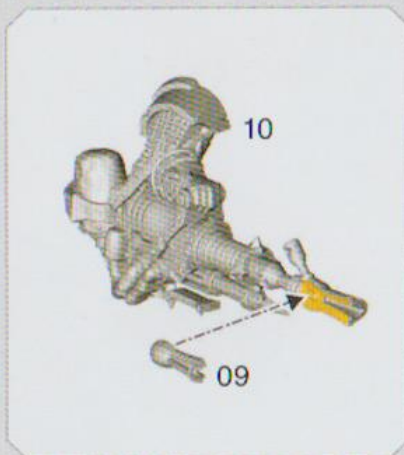


2 a

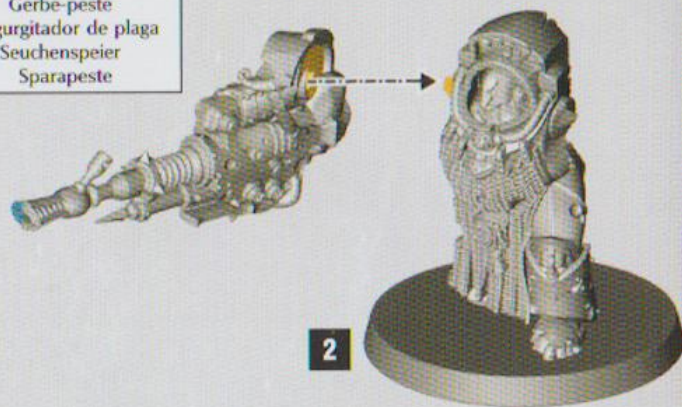
x5



3 a



Plague spewer
Gerbe-peste
Regurgitador de plaga
Seuchenspeier
Sparapeste



3 a



Combi-weapons
Armes combinées
Combi-armas
Kombiwaffen
Combiarmi



62 Melta
Fuseur
Fusión
Melter
Termico



63 Flamer
Lance-flammes
Lanzallamas
Flammenwerfer
Fiamma



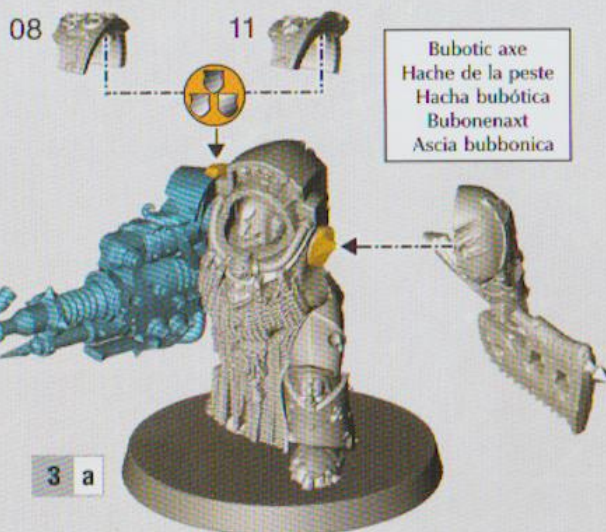
64 Plasma
Plasma
Plasma
Plasmawerfer
Plasma



Bolters · Bolters · Bólteres · Bolter · Requiem



3 b



Bubotic axe
Hache de la peste
Hacha bubótica
Bubonenaxt
Ascia bubbonica



4 a

Combi-weapons
Armes combinées
Combi-armas
Kombiwaffen
Combiarmi

49



62



Melta
Fuseur
Fusión
Melter
Termico

63



Flamer
Lance-flammes
Lanzallamas
Flammenwerfer
Fiamma

64



Plasma
Plasma
Plasma
Plasmawerfer
Plasma

58



59



60



61



Bolters · Bolters · Bólteres · Bolter · Requiem



4 b

Balesword
Pestelame
Espada nociva
Fäulnissschwert
Lama fatua

43




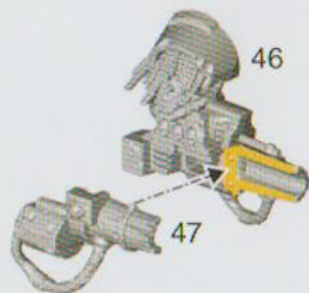
4 c

44



45

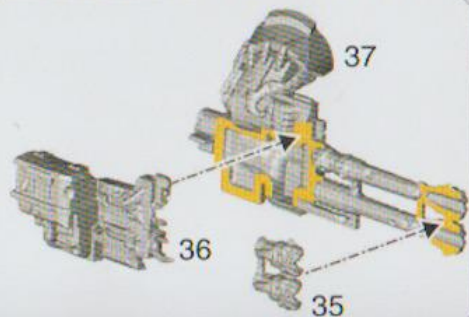


4 a

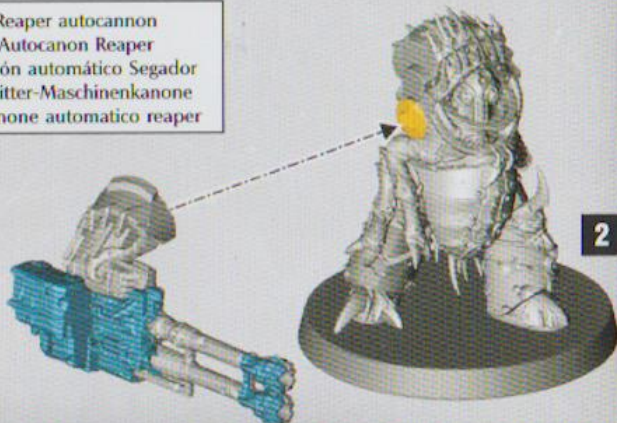
Bligh launcher
Lance-pestes
Lanzaplagas
Pestwerfer
Lanciagranate del contagio

2**4 b**

Balesword
Pestelame
Espada nociva
Fäulnissswert
Lama fatua

**4 a****4 c****4 b****5****BLIGHTLORD TERMINATOR 3 / CHAMPION****5 a**

Reaper autocannon
Autocanon Reaper
Cañón automático Segador
Schnitter-Maschinenkanone
Cannone automatico reaper

**2**

5 b

Bubotic axe · Hache de la peste
Hacha bubótica · Bubonenaxt · Ascia bubbonica




5 a



Balesword
Pestelame
Espada nociva
Fäulnissschwert
Lama fatua



5 c



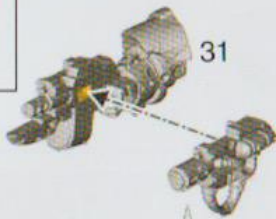
5 b



5 a



Combi-weapons
Armes combinées
Combi-armas
Kombiwaffen
Combiarmi



62



Melta
Fuseur
Fusión
Melter
Termico

63



Flamer
Lance-flammes
Lanzallamas
Flammenwerfer
Fiamma

64



Plasma
Plasma
Plasma
Plasmawerfer
Plasma

58



59



60



61




Bolters · Bolters · Bólteres · Bolter · Requiem



2

5 b

Bubotic axe · Hache de la peste
Hacha bubótica · Bubonenaxt · Ascia bubbonica



30

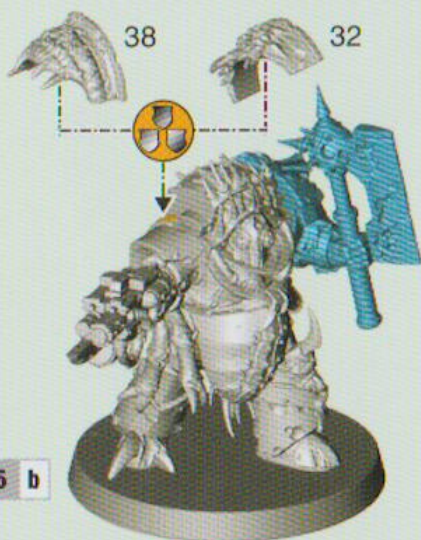


Balesword
Pestelame
Espada nociva
Fäulnissswert
Lama fatua



33

5 c




5 b



6 BLIGHTLORD TERMINATOR 4 / CHAMPION


6 a




2

Flail of corruption
Fléau de corruption
Mayal de corrupción
Flegel des Verfalls
Flagello della corruzione

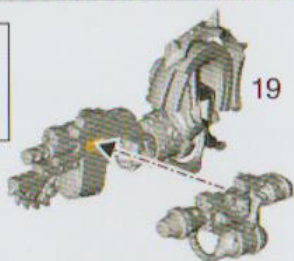
6 b



6 a

6 c**6 b****6 a**

Combi-weapons
Armes combinées
Combi-armas
Kombiwaffen
Combiarmi



19

62



Melta
Fuseur
Fusión
Melter
Termico

63



Flamer
Lance-flammes
Lanzallamas
Flammenwerfer
Fiamma

64



Plasma
Plasma
Plasma
Plasmawerfer
Plasma

58



59



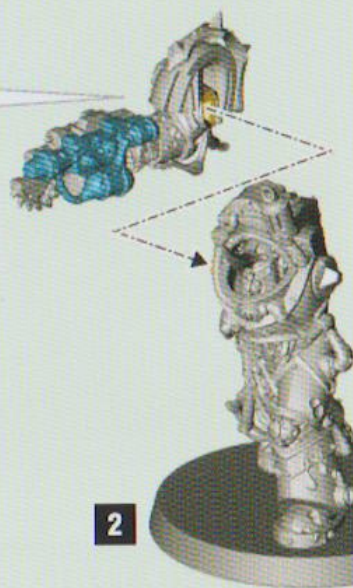
60



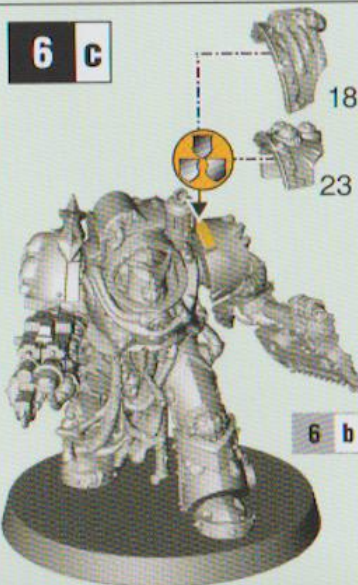
61



Bolters · Bolters · Bólteres · Bolter · Requiem

**2****6 b****6 a**

17

6 c**6 b**

18

23



7 BLIGHTLORD TERMINATOR 5 / CHAMPION

7 a

Combi-weapons
Armes combinées
Combi-armas
Kombiwaffen
Combiarmi

55

62 Melta
Fuseur
Fusión
Melter
Termico

63 Flamer
Lance-flammes
Lanzallamas
Flammenwerfer
Fiamma

64 Plasma
Plasma
Plasma
Plasmawerfer
Plasma

58 59 60 61

Bolters · Bolters · Bólteres · Bolter · Requiem



7 b

7 a

54

Balesword
Pestelame
Espada nociva
Fäulnissschwert
Lama fatua

7 c

57 56

7 b

