



Free Downloads of Build Instructions,
Assembly Booklets & How To Guides

BuildInstructions.com



1

- Choose the variant you want to build
- Choisissez la variante à assembler
- Elige qué versión quieres montar
- Wähle die Variante, die du bauen möchtest
- Scegli la variante che vuoi assemblare
- Выберите тот вариант, который хотите собрать
- 組み立てバリエーションの選択
- 选择你喜欢的拼装方式

1 a-b;g



1 a;c-d;g

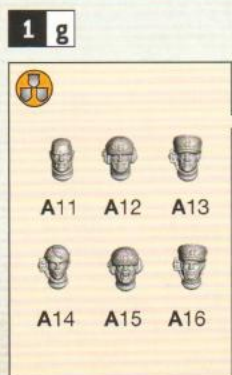
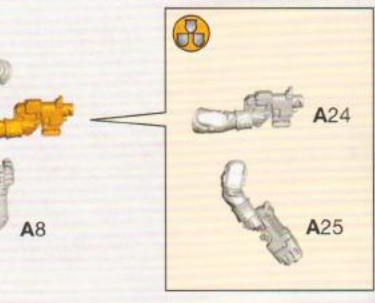
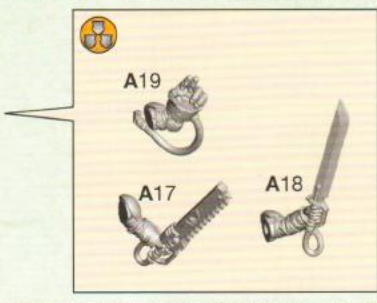
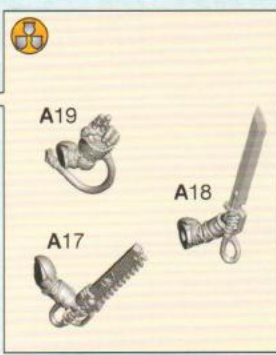
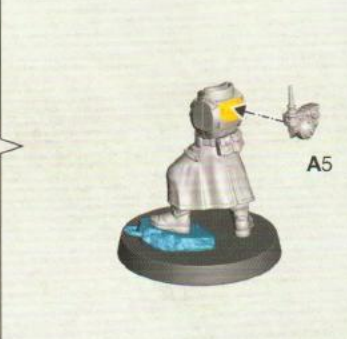
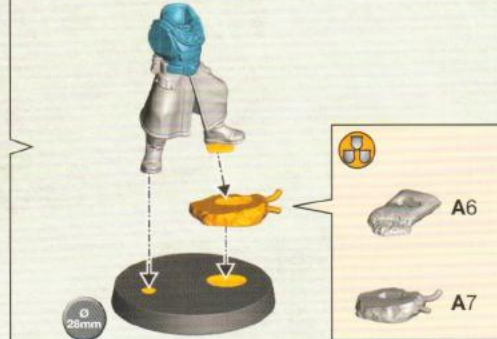
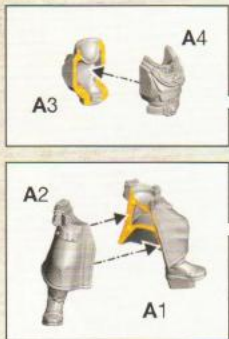


1 a;e-g



• Cadian Commander • Commandeur Cadien • Comandante Cadiano • Cadianischer Befehlshaber • Comandante Cadiano • Кадянский Командующий
 • ケイティア・コマンドー • 卡迪亚指挥官

1 a



! 2

2 a-c



- Cadian Veteran Guardsman with regimental standard
- Garde Impérial Vétéran Cadien avec Étendard Régimentaire
- Guardia Veterano Cadiano con Estandarte del Regimiento
- Cadianischer Veteran mit Regimentsstandarte
- Guardia Veterana Cadiana con standardo reggimentale
- Кадийский Ветеран Гвардеец с полковым штандартом
- ケイディア・ベテラン・ガーズマン (連隊旗装備)
- 装备兵团旗帜的卡迪亚卫军老兵

2 a;d



- Cadian Veteran Guardsman • Garde Impérial Vétéran Cadien • Guardia Veterano Cadiano • Cadianischer Veteran
- Guardia Veterana Cadiana • Кадийский Ветеран Гвардеец • ケイディア・ベテラン・ガーズマン • 卡迪亚卫军老兵

2 a;e



2 a;f

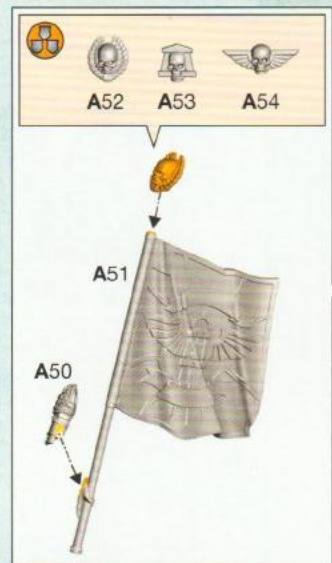
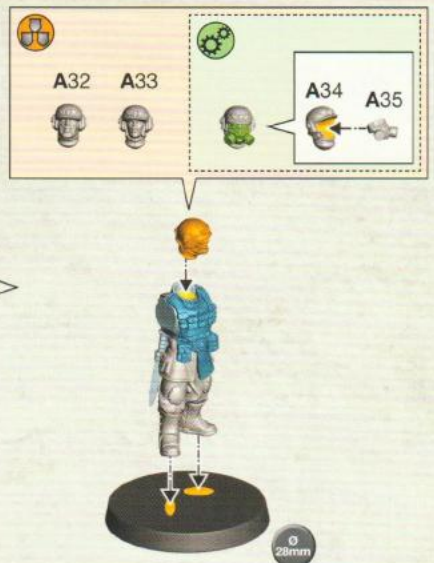
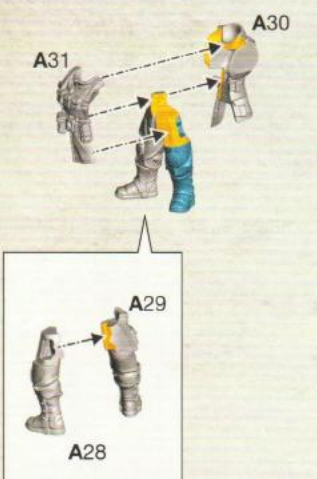


- Cadian Veteran Guardsman • Garde Impérial Vétéran Cadien • Guardia Veterano Cadiano • Cadianischer Veteran
- Guardia Veterana Cadiana • Кадийский Ветеран Гвардеец • ケイディア・ベテラン・ガーズマン • 卡迪亚卫军老兵

2 a;g




2 a




2 b



2 c



2 d



2 e



2 f



2 g



3

• Cadian Veteran Guardsman with medi-pack • Garde Impérial Vétéran Cadien avec Médipac
 • Guardia Veterano Cadiano con Botiquín • Cadianischer Veteran mit Sanitätsausrüstung
 • Guardia Veterana Cadiana con kit medico • Кадянский Ветеран Гвардеец с аптечкой
 • ケイディア・ベテラン・ガーズマン(メディパック装備)
 • 装备医疗包的卡迪亚卫军老兵

3 a

A55

A56

A57

3 b

A59

A58

3 a

© 28mm

A61

A62

A60

A63

A64

A65

A66

A67

4 Cadian Veteran Guardsman with master vox | Garde Impérial Vétéran Cadien avec Vox de Maître | Guardia Veterano Cadiano Vocomaestro | Cadianischer Veteran mit Hochleistungsfunkgerät Guardia Veterana Cadiana con master vox | Кадянский Ветеран Гвардеец с ведущим воксом | ケイディア・ベテラン・ガーズマン(マスター・ヴォクス装備) | 装备大功率通讯器的卡迪亚卫军老兵

4 a

A68

A69

A70

A71

A72

A73

4 b

A74

4 a

© 28mm

A75

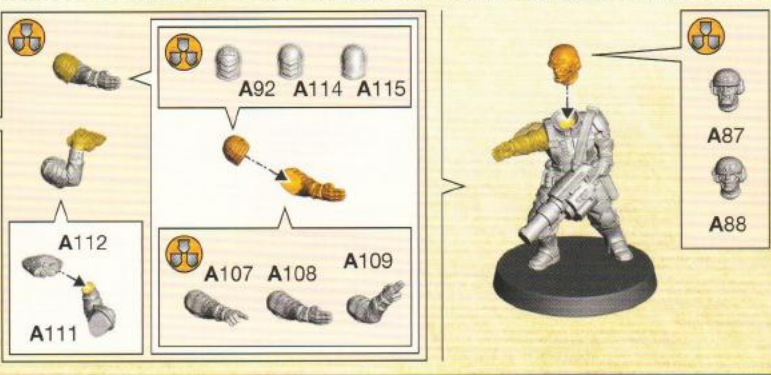
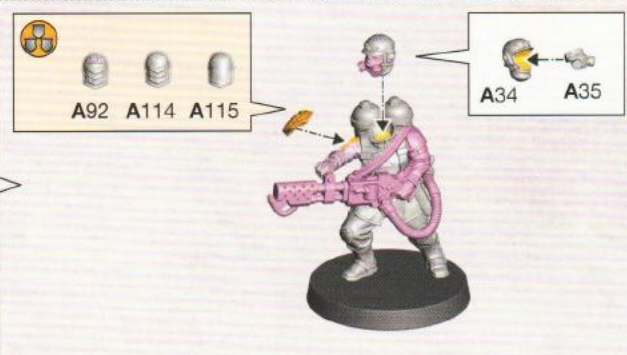
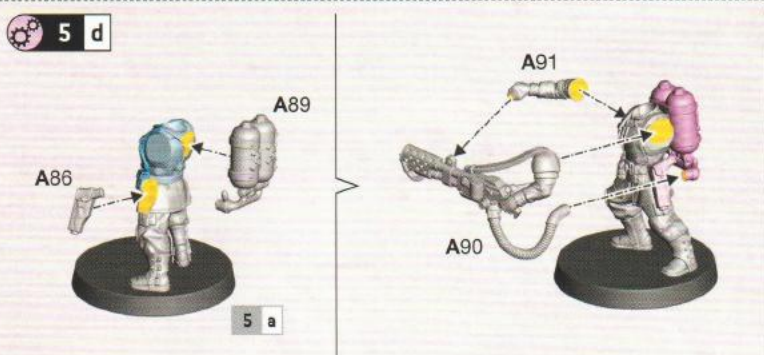
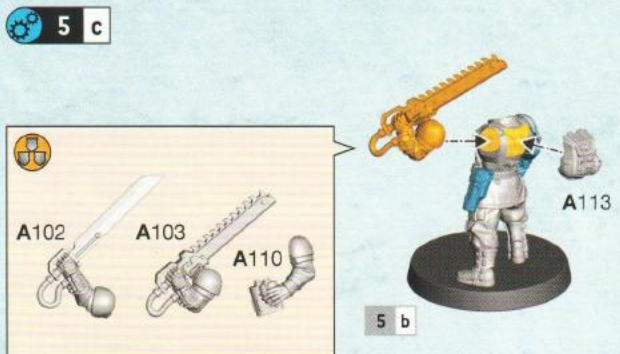
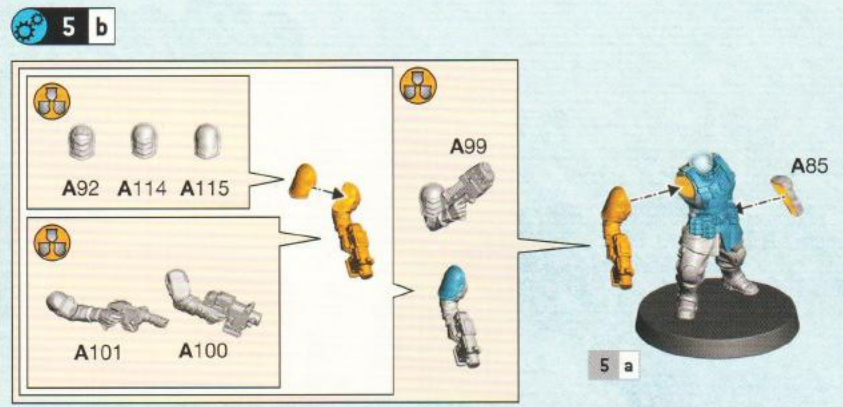
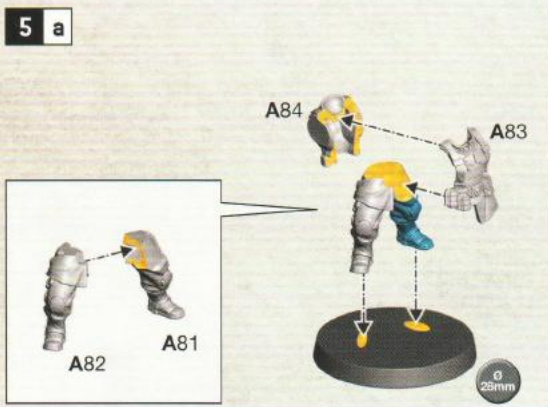
A76

A77

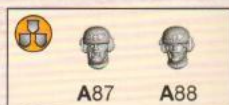

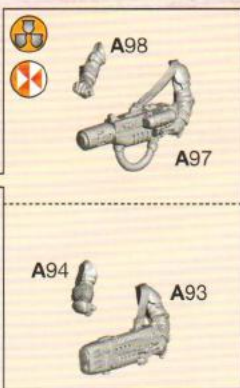
A78

A79

A80



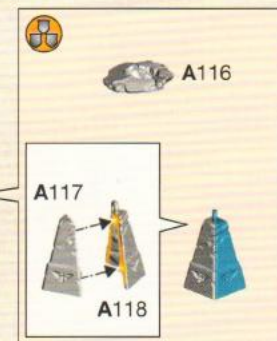
5 f



5 a



6



1-5



**CITADEL
COLOUR**

ENG More painting guides can be found on citadelcolour.com
 FRE D'autres guides de peinture sont disponibles sur citadelcolour.com
 SPA Encontrarás más guías de pintura en citadelcolour.com
 GER Weitere Bemalanleitungen auf citadelcolour.com
 ITA Puoi trovare altre guide alla pittura su citadelcolour.com
 РУS Дополнительные инструкции по покраске на сайте citadelcolour.com
 日本 citadelcolour.com には他にも様々なペイントガイドが掲載されている
 中文 更多涂装指南请至 citadelcolour.com。



! 7

- Choose the variant you want to build
- Choisissez la variante à assembler
- Elige qué versión quieres montar
- Wähle die Variante, die du bauen möchtest
- Scegli la variante che vuoi assemblare
- Выберите тот вариант, который хотите собрать
- 組み立てバリエーションの選択
- 选择你喜欢的拼装方式

7 a-c;e



7 a

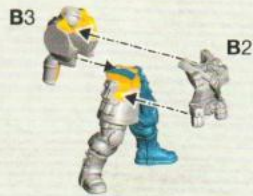
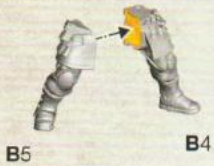


7 a;d-e



• Shock Trooper Sergeant • Sergent de Choc • Sargento soldado de choque • Stoßtrupp-Unteroffizier • Soldato d'Assalto Sergente • Сержант Ударной части
• ショックトルーパー・サージェント • 突击军士官

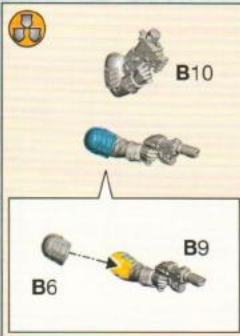
7 a



7 b



7 c



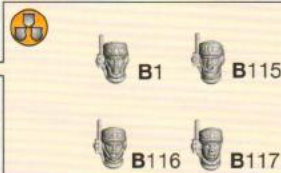
7 c



7 d




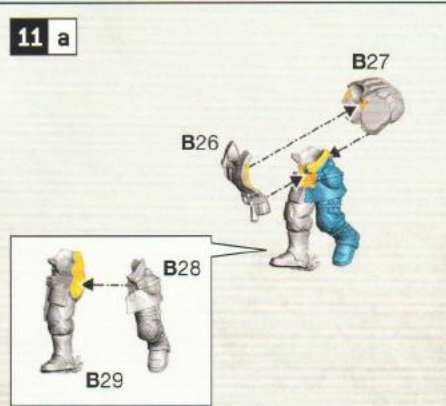



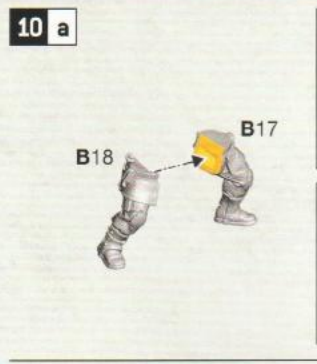


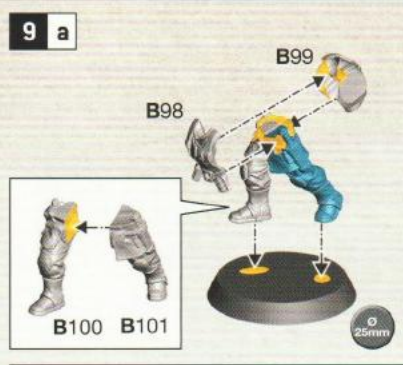
7 e



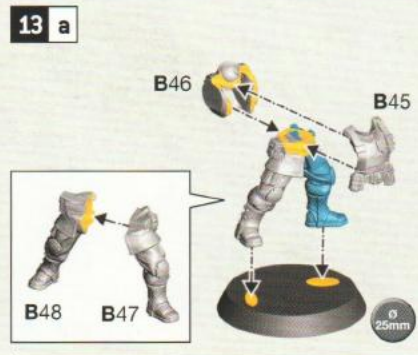


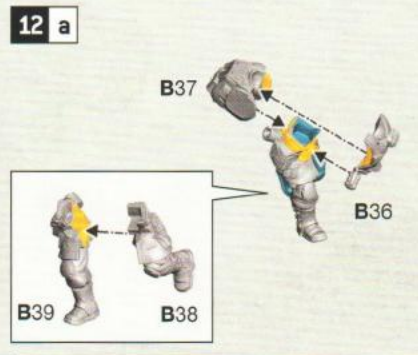


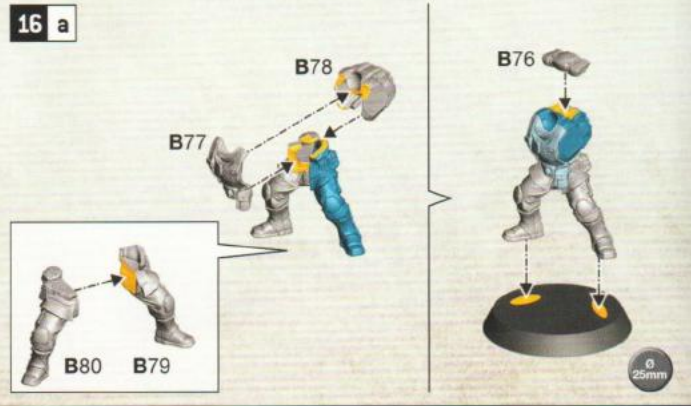
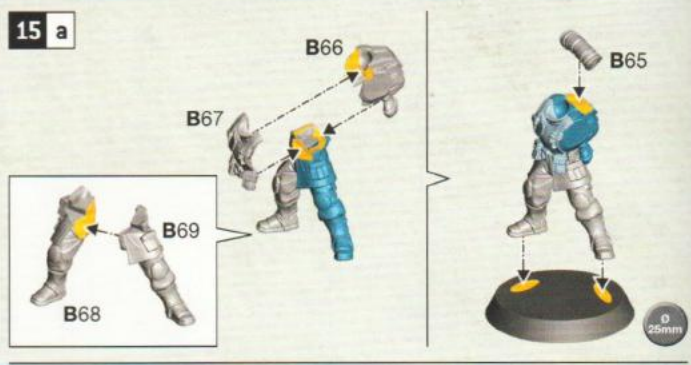
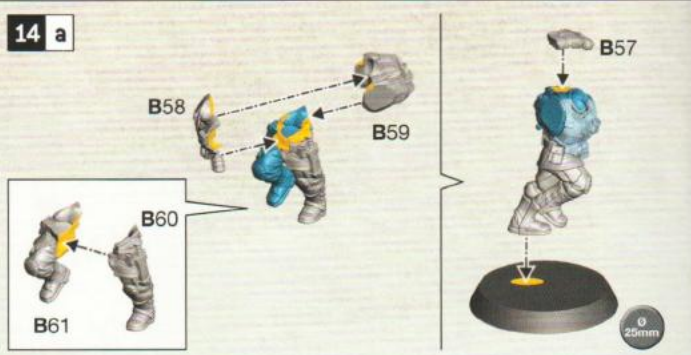
- Interchangeable Parts
- Éléments Interchangeables
- Partes Intercambiables
- Austauschbare Teile
- Componenti Intercambiabili
- Взаимозаменяемые части
- 組み換え可能な部品
- 可互換零件

8









16 b



16 a



16 a

16 c



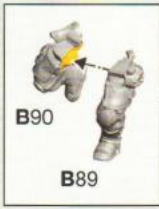
16 b



17



17 a



ø 25mm

17 b



17 a



17 a

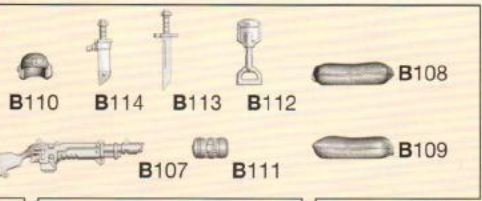
17 c



17 b



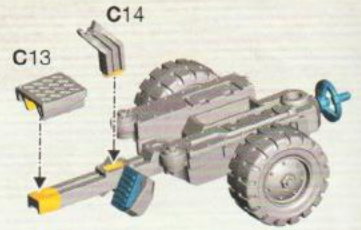
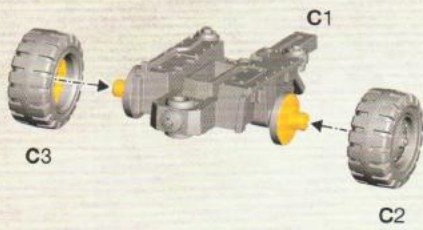
18



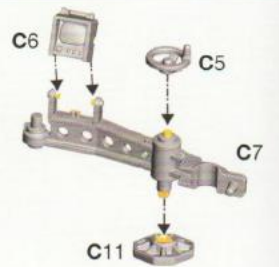
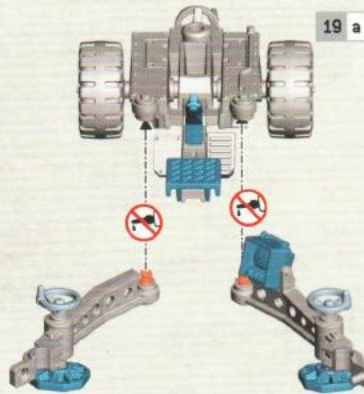
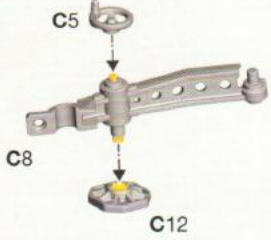
7, 9 - 17



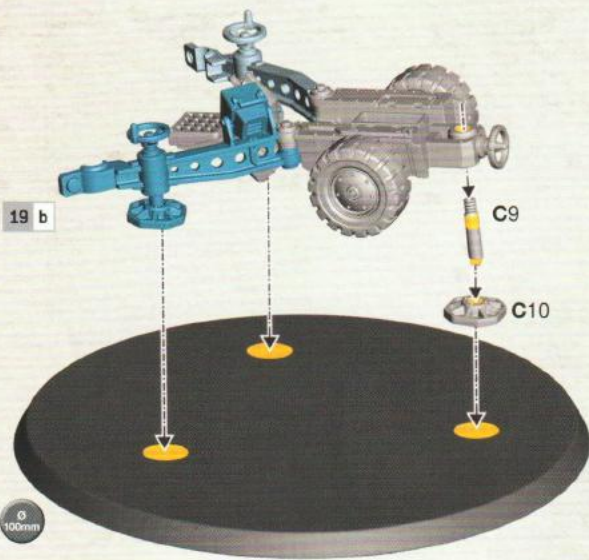
19 a x2



19 b x2




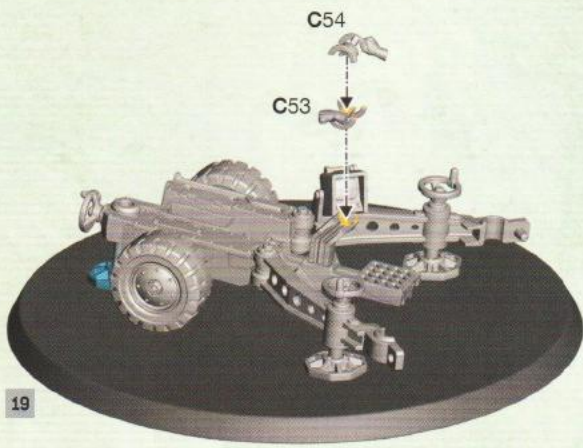


19 c x2




! 20 x2


- Choose the variant you want to build
- Choisissez la variante à assembler
- Elige qué versión quieres montar
- Wähle die Variante, die du bauen möchtest
- Scegli la variante che vuoi assemblare
- Выберите тот вариант, который хотите собрать
- 組み立てバリエーションの選択
- 选择你喜欢的拼装方式





19


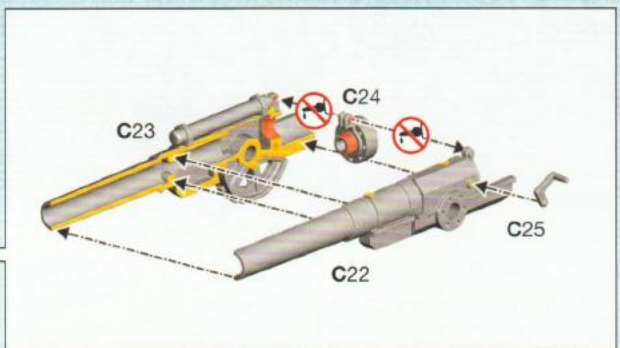
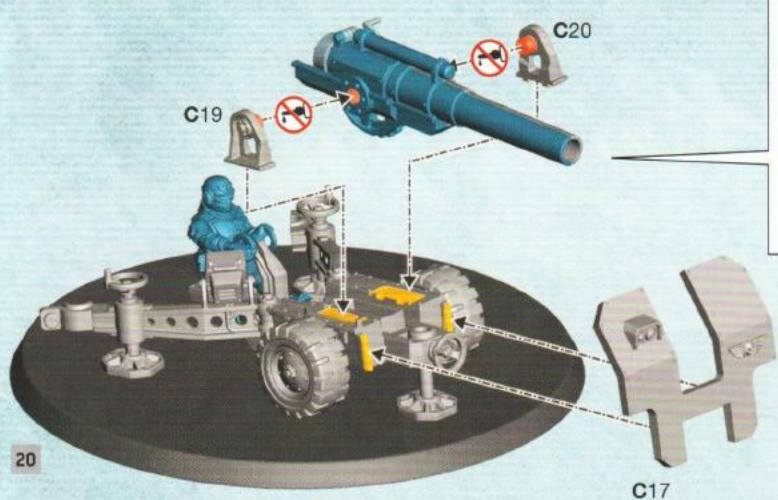


21 - 25



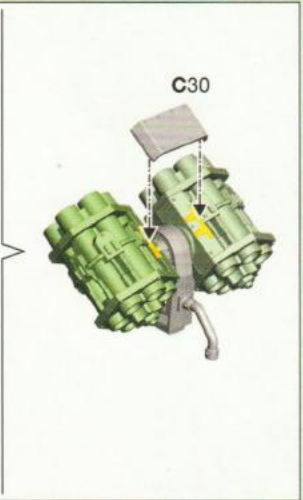


x2

- Choose the variant you want to build
- Choisissez la variante à assembler
- Elige qué versión quieres montar
- Wähle die Variante, die du bauen möchtest
- Scegli la variante che vuoi assemblare
- Выберите тот вариант, который хотите собрать
- 組み立てバリエーションの選択
- 选择你喜欢的拼装方式

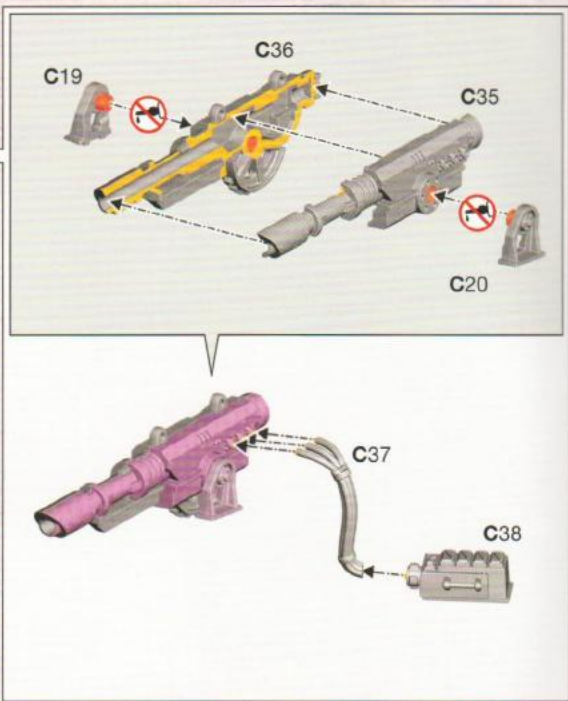
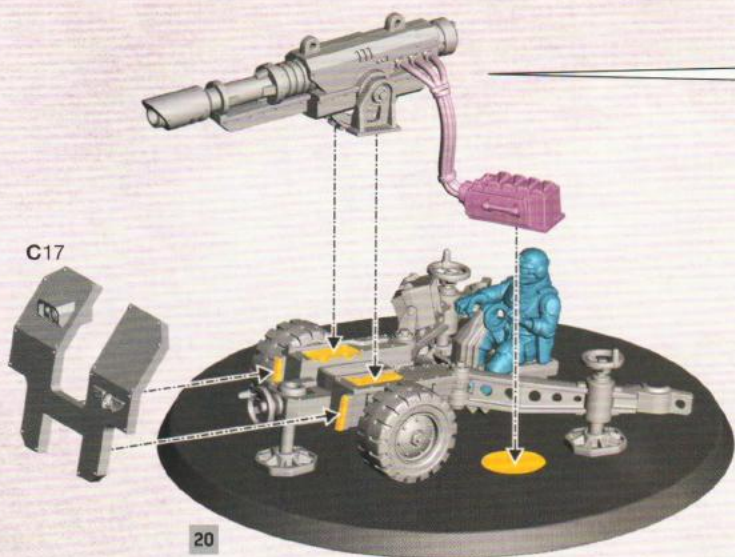




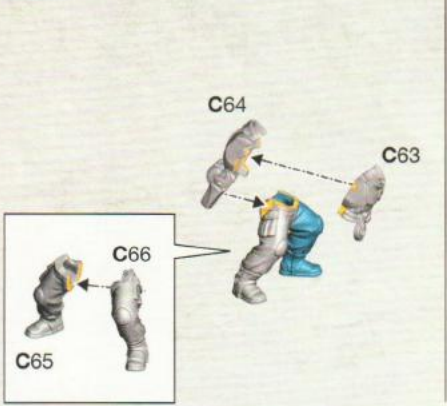
20



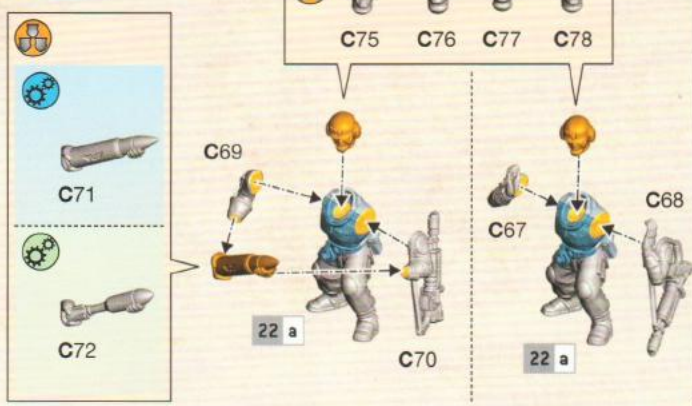
20



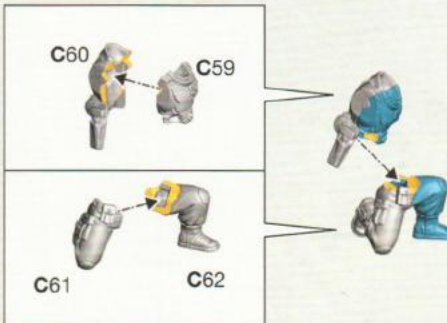
22 a




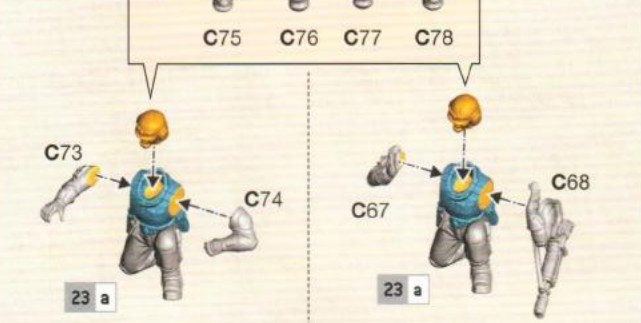
22 b



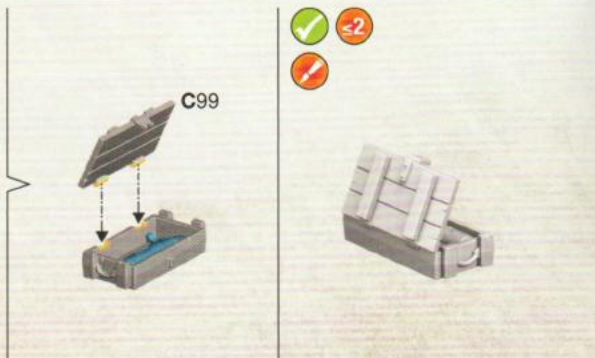
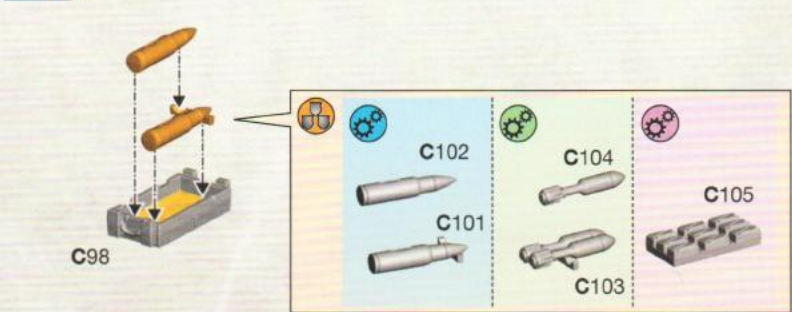
23 a




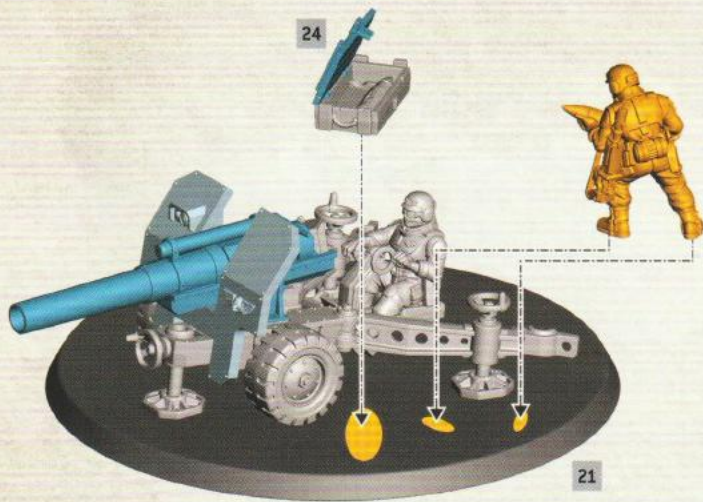
23 b



24 2

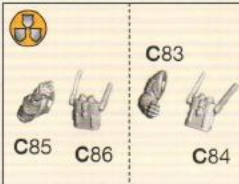
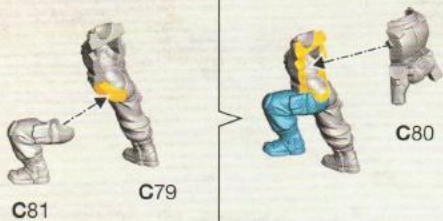


25 x2

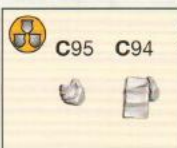
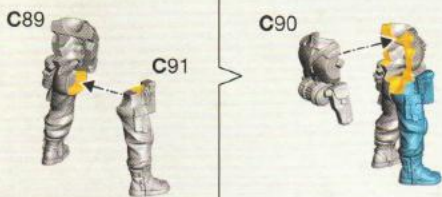


26 Sergeant | Sergent | Sargento | Sergeant | Sergente | СЕРЖАНТ | サージェント | 军士



26 a



26 b



26 c x2



25

CHOOSE THE UNIT YOU WANT TO BUILD | CHOISISSEZ L'UNITÉ À ASSEMBLER | ESCOGE LA UNIDAD QUE QUIERES MONTAR | WÄHLE DIE EINHEIT, DIE DU BAUEN MÖCHTEST
 SCEGLI L'UNITÀ CHE VUOI ASSEMBLARE | ВЫБЕРИТЕ ОТРЯД ДЛЯ СБОРКИ | 組み立てたいユニットを選択 | 选择您想拼装的单位

SCOUT SENTINEL

SENTINEL DE RECONNAISSANCE
 SENTINEL EXPLORADOR
 WÄCHTER-SPÄHLÄUFER
 SENTINEL ESPLORATORE
 РАЗВЕДЫВАТЕЛЬНЫЙ «ЧАСОВОЙ»
 スカウト・センチネル
 侦查哨兵



STEPS | ÉTAPES | PASOS | SCHRITTE
 FASI | ШАГИ | ステップ | 步骤 27 - 31

ARMOURED SENTINEL


SENTINEL BLINDÉ
 SENTINEL ACORAZADO
 WÄCHTER-STURMLÄUFER
 SENTINEL CORAZZATO
 БРОНИРОВАННЫЙ «ЧАСОВОЙ»
 アーマード・センチネル
 装甲哨兵




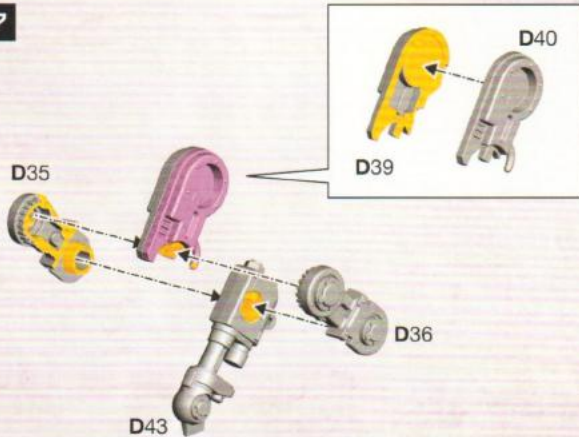
STEPS | ÉTAPES | PASOS | SCHRITTE
 FASI | ШАГИ | ステップ | 步骤 27 - 32

! 27-29


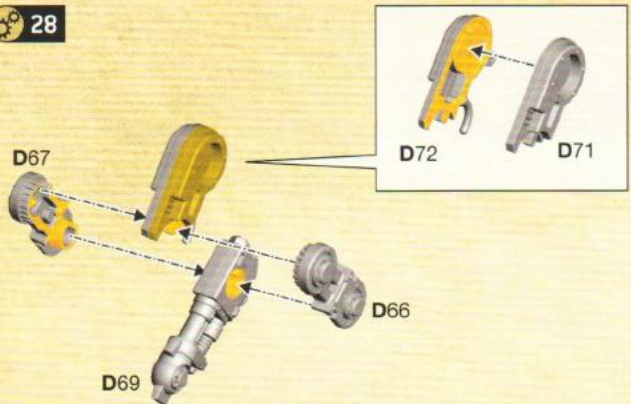
- Choose the variant you want to build
- Choisissez la variante à assembler
- Elige qué versión quieres montar
- Wähle die Variante, die du bauen möchtest
- Scegli la variante che vuoi assemblare
- Выберите тот вариант, который хотите собрать
- 組み立てバリエーションの選択
- 选择你喜欢的拼装方式



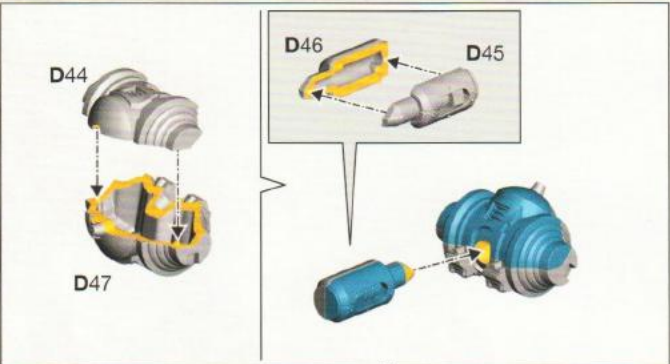
27




28



29 a

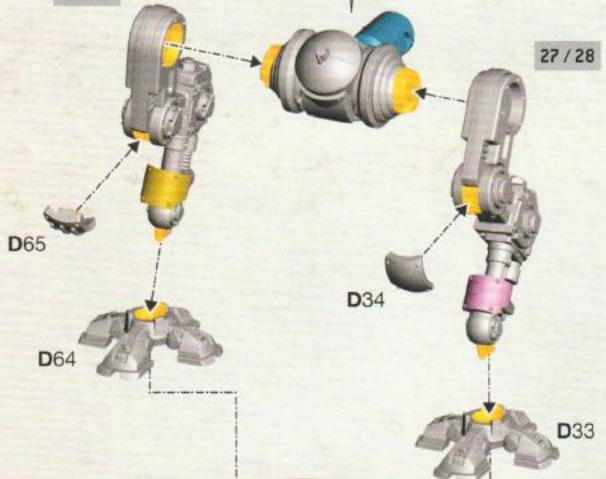


29 b




27 / 28

27 / 28




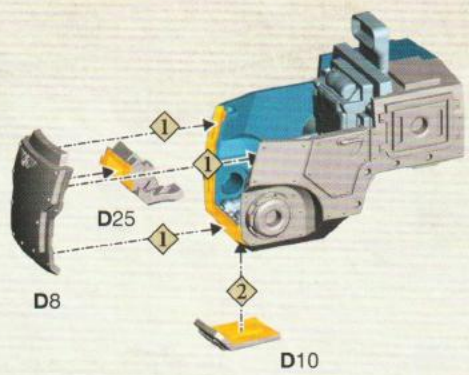
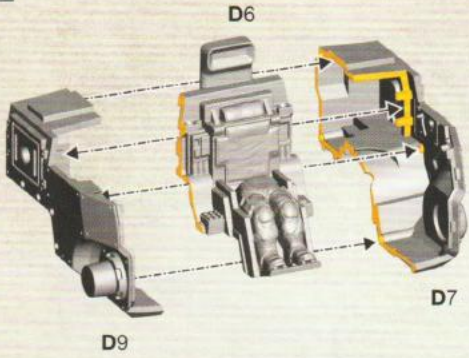
Ø 80mm





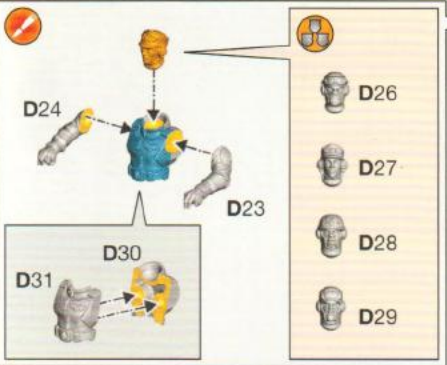
Green checkmark



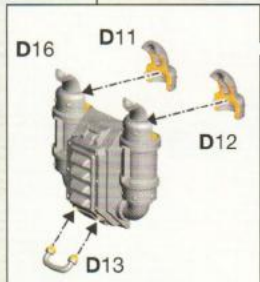
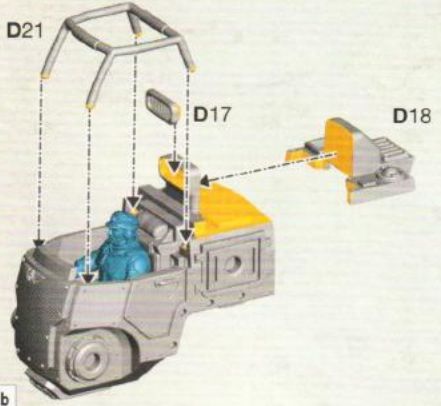
30 a





30 b




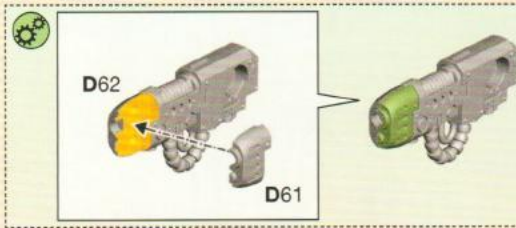
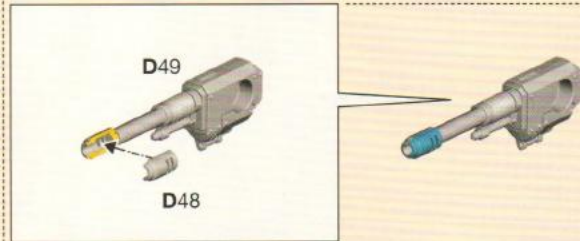
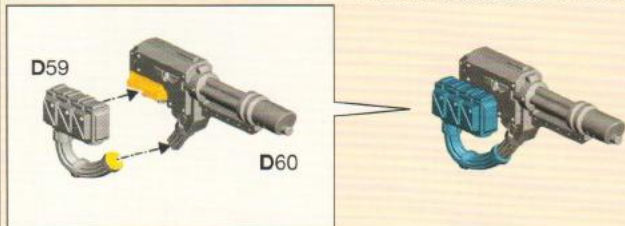
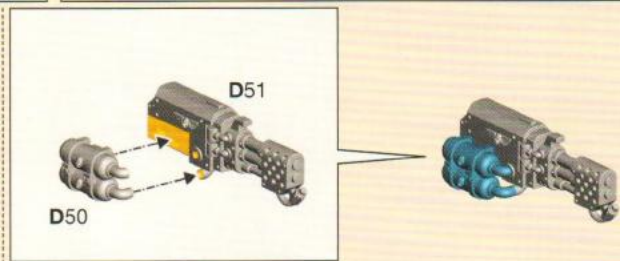
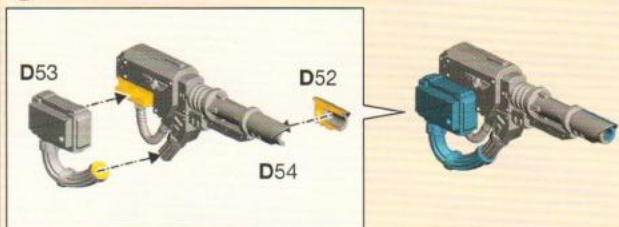




30 c




30 d

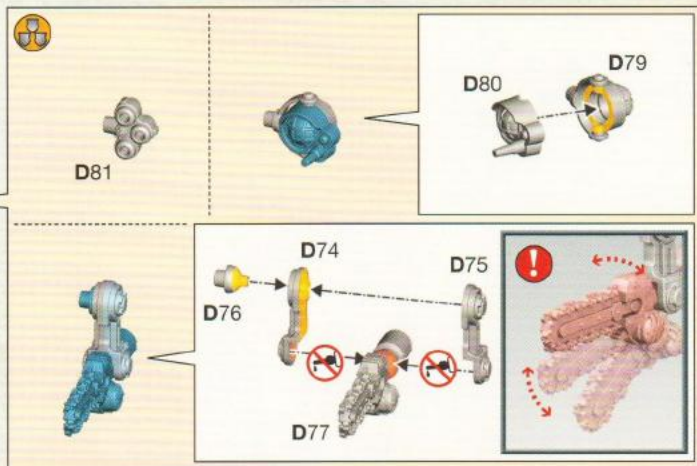





31 b





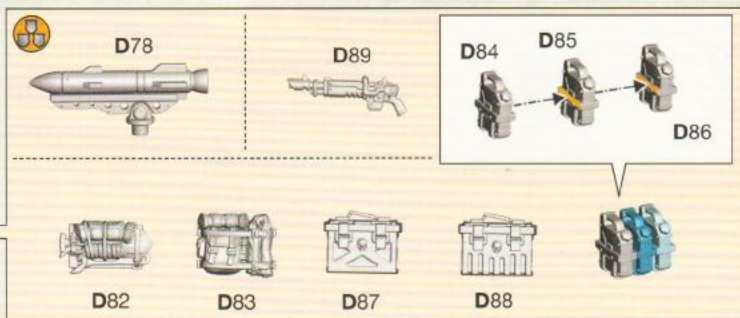
31 a





31 c




31 b





 **ENG** More painting guides can be found on citadelcolour.com
FRE D'autres guides de peinture sont disponibles citadelcolour.com
SPA Encontrarás más guías de pintura en citadelcolour.com
GER Weitere Bemalanleitungen auf citadelcolour.com
ITA Puoi trovare altre guide alla pittura su citadelcolour.com
RUS Дополнительные инструкции по покраске на сайте citadelcolour.com
日本語 citadelcolour.com には他にも様々なペイントガイドが掲載されている。
中文 更多涂装指南请至 citadelcolour.com。







ENG More painting guides can be found on citadelcolour.com
 FRE D'autres guides de peinture sont disponibles citadelcolour.com
 SPA Encontrarás más guías de pintura en citadelcolour.com
 GER Weitere Bemalungsleitungen auf citadelcolour.com

ITA Puoi trovare altre guide alla pittura su citadelcolour.com
 RUS Дополнительные инструкции по покраске на сайте citadelcolour.com
 日本語 citadelcolour.com には他にも様々なペイントガイドが掲載されている
 中文 更多涂装指南请至 citadelcolour.com



citadelcolour.com



WARHAMMER.COM

Games Workshop Limited, Willow Road, Nottingham, NG7 2WS, UK
 © Copyright Games Workshop Limited 2022.

