

Free Downloads of Build Instructions,
Assembly Booklets & How To Guides


BuildInstructions.com



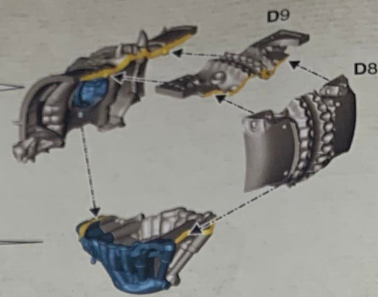
D25



D25



21 a



D9

D8



D18

D1



D2

21 b

D25

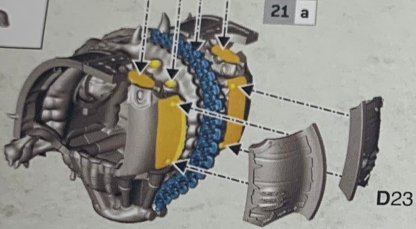
D27



21 a

D24

D26



D23

D22





D19

D20

D21



D17

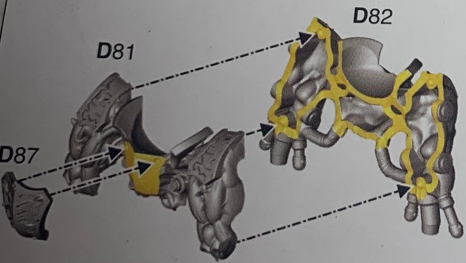


22

D81


D82

D87

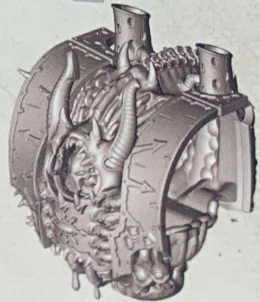


D84

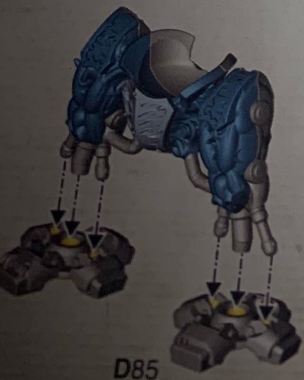
D83



21




D85



D90

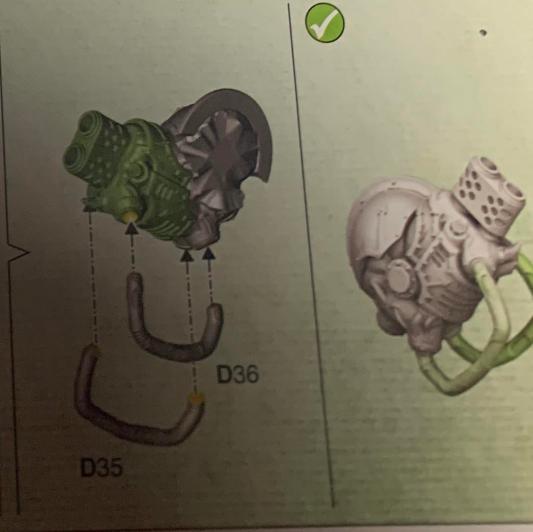
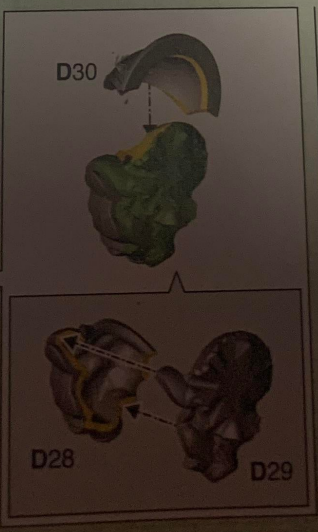


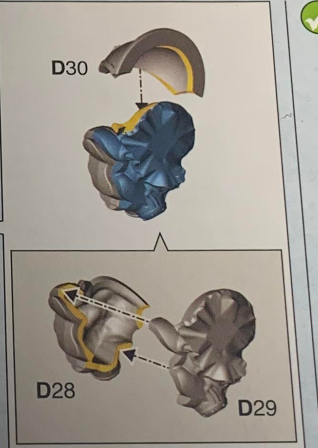
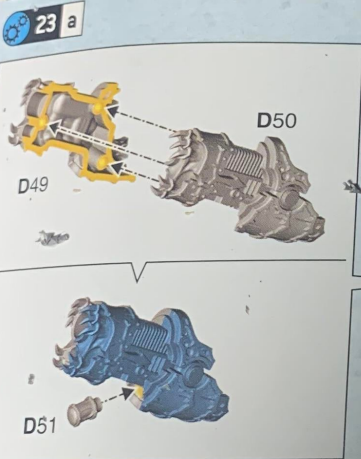

D89

D88



• Choisir la version que vous voulez monter
 • Elige qué versión quieres montar
 • Wähle die Variante, die du bauen möchtest

• Scegli la variante che vuoi assemblare
 • 組み立てバリエーションの選択
 • 选择你喜欢的拼装方式



23 c

D45 D44 D30 D28 D29 D46

23 d

D37 D38 D39 D43 D42 D28 D29 D46 D36

23 e

D40 D41 D43 D42 D28 D29 D46

23 f

D75 D76 D78 D94 D95

23 g

D77

23 h

D61

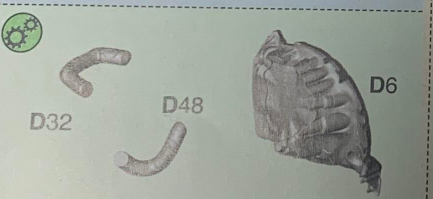

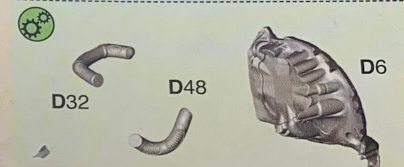
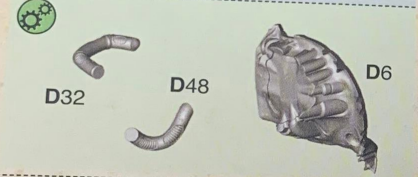
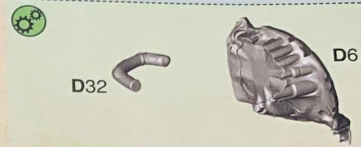
23 g

D52 D79 D80

24 a

- Choisir
- Elige qu
- Wähle
- Scegli
- 組み
- 选择

1 Choose the variant you want to build
 • Choisissez la variante à assembler
 • Elige qué versión quieres montar
 • Wähle die Variante, die du bauen möchtest
 • Scegli la variante che vuoi assemblare
 • 組み立てパリエーションの選択
 • 选择你喜欢的拼装方式




24 a

24 a



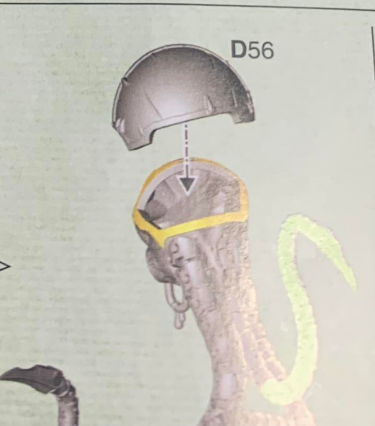
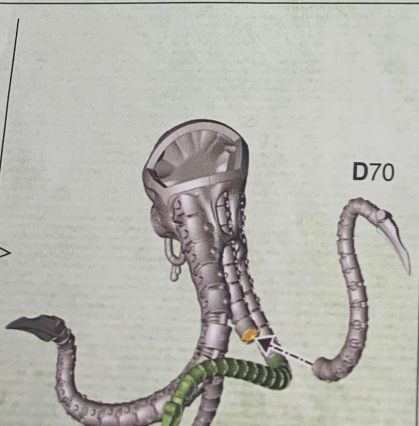
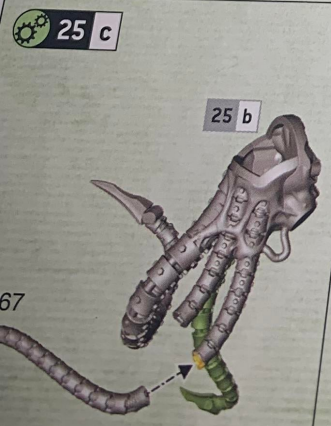


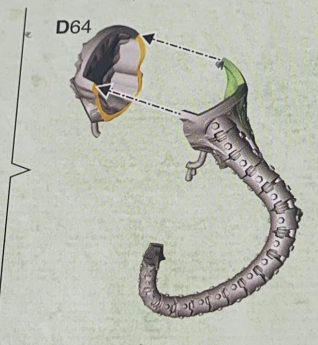
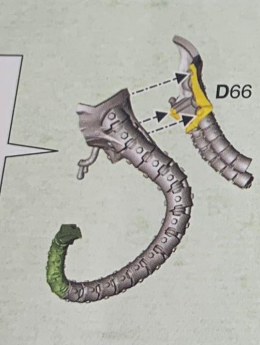
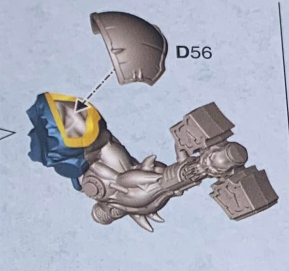
22

24 a



1
 • Choisir les variantes que vous voulez assembler
 • Choisir la variante à assembler
 • Étape que vous ne pouvez pas passer
 • Vous ne pouvez pas assembler d'autres variantes

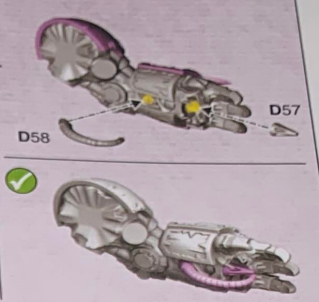

• Scegli la variante che vuoi assemblare
 • Scegli la variante da assemblare
 • Passo che non puoi saltare
 • Non puoi assemblare altre varianti



25 d

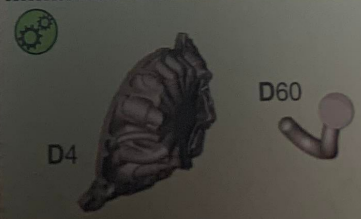
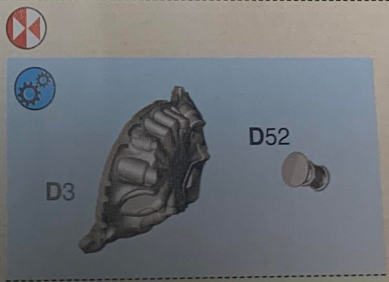
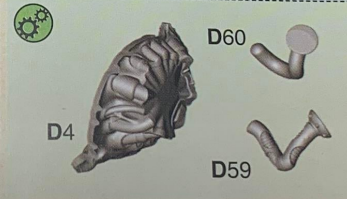
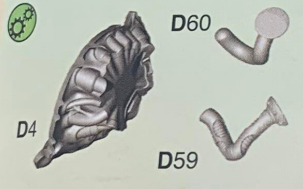




25 e




26 a

- Choose the variant you want to build
- Choisissez la variante à assembler
- Elige qué versión quieres montar
- Wähle die Variante, die du bauen möchtest
- Scegli la variante che vuoi assemblare
- 組み立てバリエーションの選択
- 选择你喜欢的拼装方式



26 b



6 Used alongside the core rules found on warhammer40000.com, the essential rules below will get you up and running with your new unit on the battlefield. For the full rules for this unit, see the Codex relevant to your army.

Utilisées avec les règles de base de warhammer40000.com, les règles essentielles ci-dessous permettront de jouer votre nouvelle unité sur le champ de bataille. Pour les règles complètes de cette unité, référez-vous au Codex correspondant à votre armée.

Usadas junto a las reglas básicas que encontrarás en warhammer40000.com, las siguientes reglas esenciales pondrán tu nueva unidad en el campo de batalla. Para ver las reglas completas de esta unidad, consulta el Codex de tu ejército.

Wenn du die Regeln unten zusammen mit den Grundregeln auf warhammer40000.com verwendest, kannst du deine Einheit direkt auf das Schlachtfeld führen. Die vollständigen Regeln für diese Einheit findest du im entsprechenden Codex für deine Armee.

ITA Usate assieme alle regole base che puoi trovare su warhammer40000.com, le regole essenziali qui sotto ti aiuteranno a portare sul campo di battaglia la tua nuova unità. Per le regole complete di questa unità, consulta il Codex corrispondente alla tua armata.

日本語 warhammer40000.comに掲載されているコアルールとともに以下のユニット用基本ルールを使用することで、このユニットを戦場に配備することができます。このユニットの完全版ルールについては、このユニットが属するアーミーのコーデックスを参照してください。

中文 下方的基本规则需搭配 warhammer40000.com 上的《核心规则》使用，可助您将新单位部署到战场上。有关该单位的完整规则，请参见与您的军队相关的《圣典》。

APÔTRE NOIR | APÓSTOL OSCURO | DUNKLER APOSTEL | APOSTOLO OSCURO | ダーク・アポスル | 黑暗使徒

6"	2+	3+	4	4	5	5	10	3+
6"	4+	4+	3	3	1	1		

12"	1	4	0	1	1
X	X	+2	-1	2	2

2

