



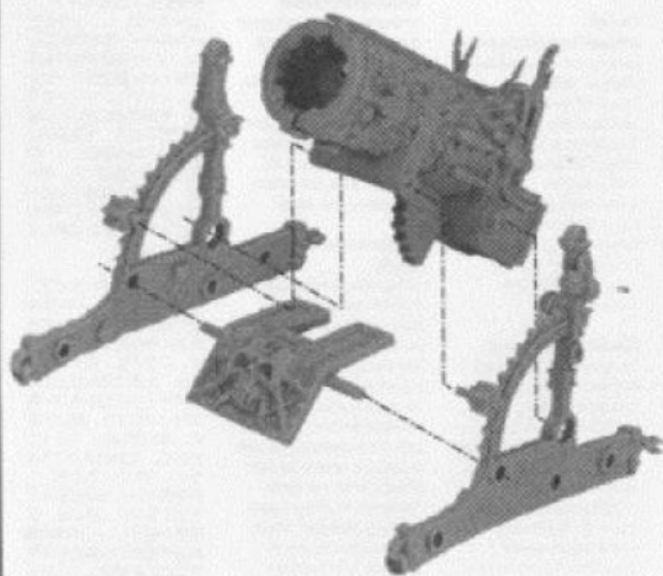


Free Downloads of Build Instructions,
Assembly Booklets & How To Guides



BuildInstructions.com

1**BARREL ASSEMBLY • ASSEMBLAGE DU FÛT • ENSAMBLAJE DEL CAÑÓN
ZUSAMMENBAU DES LAUFES • ASSEMBLAGGIO DELLA CANNA • 砲身の組み立て**

Finished assembly
Assemblage terminé
Montaje acabado
Fertiger Zusammenbau
Assemblaggio completo
完成例

**2****ATTACHING BARREL TO TRUNNIONS • ANCRAGE DU FÛT AUX TOURILLONS • PEGADO DEL CAÑÓN EN LOS SOPORTES
EINSETZEN DES LAUFES IN DIE LAFETTE • ASSEMBLAGGIO DELLA CANNA AI SUPPORTI • 砲身を砲耳に取り付ける**

Finished assembly
Assemblage terminé
Montaje acabado
Fertiger Zusammenbau
Assemblaggio completo
完成例


**3****SMALL WHEELS • MONTAGE DES PETITES ROUES • ENCAJE DE LAS RUEDECILLAS
MONTAGE DER KLEINEN RÄDER • ASSEMBLAGGIO DELLE RUOTE PICCOLE • 車輪(小)の取り付け**

Finished assembly
Assemblage terminé
Montaje acabado
Fertiger Zusammenbau
Assemblaggio completo
完成例




4

LARGE WHEELS • MONTAGE DES GRANDES ROUES • ENCAJE LAS RUEDAS GRANDES
MONTAGE DER GROSSEN RÄDER • ASSEMBLAGGIO DELLE RUOTE GRANDI • 車輪(大)の取り付け




Finished assembly
 Assemblage terminé
 Montaje acabado
 Fertiger Zusammenbau
 Assemblaggio completo
 完成例




5

ADDING CANNON DECORATION • ORNEMENTS DU CANON • DECORACIONES DEL CAÑÓN
GESCHÜTZ-ZIER • DECORAZIONE DEL CANNONE • 砲口部の装飾




Finished assembly
 Assemblage terminé
 Montaje acabado
 Fertiger Zusammenbau
 Assemblaggio completo
 完成例



6

BREACH DOORS ASSEMBLY • MONTAGE DES PORTES DU FOYER • ENCAJE DE LAS PORTEZUELAS
MONTAGE DER VERSCHLUSSTÜREN • ASSEMBLAGGIO DELLE PORTE • こじ開けられた扉の取り付け




Finished assembly
 Assemblage terminé
 Montaje acabado
 Fertiger Zusammenbau
 Assemblaggio completo
 完成例



7

CHAINS & ORNAMENTS • CHAINES & ORNEMENTS • CADENAS Y ADORNOS
 KETTEN & ORNAMENTE • CATENE E DECORAZIONI • 鎖と装飾




Finished assembly
 Assemblage terminé
 Montaje acabado
 Fertiger Zusammenbau
 Assemblaggio completo
 完成例



8

CREW ASSEMBLY • ASSEMBLAGE DE L'ÉQUIPAGE • MONTAJE DE LA DOTACIÓN
 ZUSAMMENBAU DER BESATZUNG • ASSEMBLAGGIO DEI SERVENTI • クルーの組み立て



Finished assembly
 Assemblage terminé
 Montaje acabado
 Fertiger Zusammenbau
 Assemblaggio completo
 完成例





Basing accessories
Accessoires de socle
Accesorios para la peana
Zubehör für das Base
Accessori per la basetta
ベースデコレート用アクセサリパーツ



The crew can be mounted on their individual slotta bases or you can carefully remove the tag and mount them onto the Hellcannon base.
Les membres d'équipage peuvent être sociés individuellement, ou directement sur le socle du canon Apocalypse.
La dotación puede ir montada sobre sus propias peanas o puedes quitarle el anclaje y pegarla directamente a la base del Cañón Infernal.
Die Besatzung kann wahlweise auf ihren eigenen Schlitzbases stehen oder nach vorsichtiger Entfernung der Tafel unter ihren Füßen direkt auf das Todbringer-Base geklebt werden.
I membri dell'equipaggio possono essere assemblati su basette individuali o puoi rimuovere con cura la linguetta e attaccarli direttamente sulla basetta del Cannone Infernale.
クルーはそれぞれ個別のスロット入りベースに乗せることもできるし、ネームタグ部分をていねいに切り離して、ヘルキャノンのベースに直接乗せることもできる。

