



Free Downloads of Build Instructions,  
Assembly Booklets & How To Guides


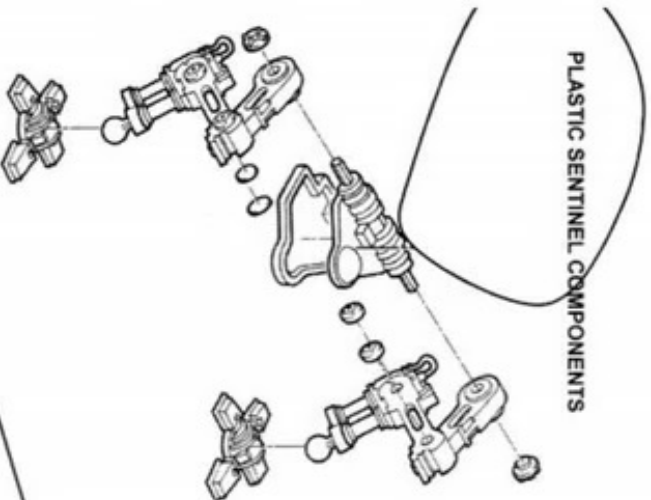
**BuildInstructions.com**

# IMPERIAL™ ARMOUR

TM


## DROP SENTINEL

PLASTIC SENTINEL COMPONENTS



ENGINE

REAR GRAV  
CHUTE NOZZLES



PILLOT  
FRONT GRAV  
CHUTE NOZZLE

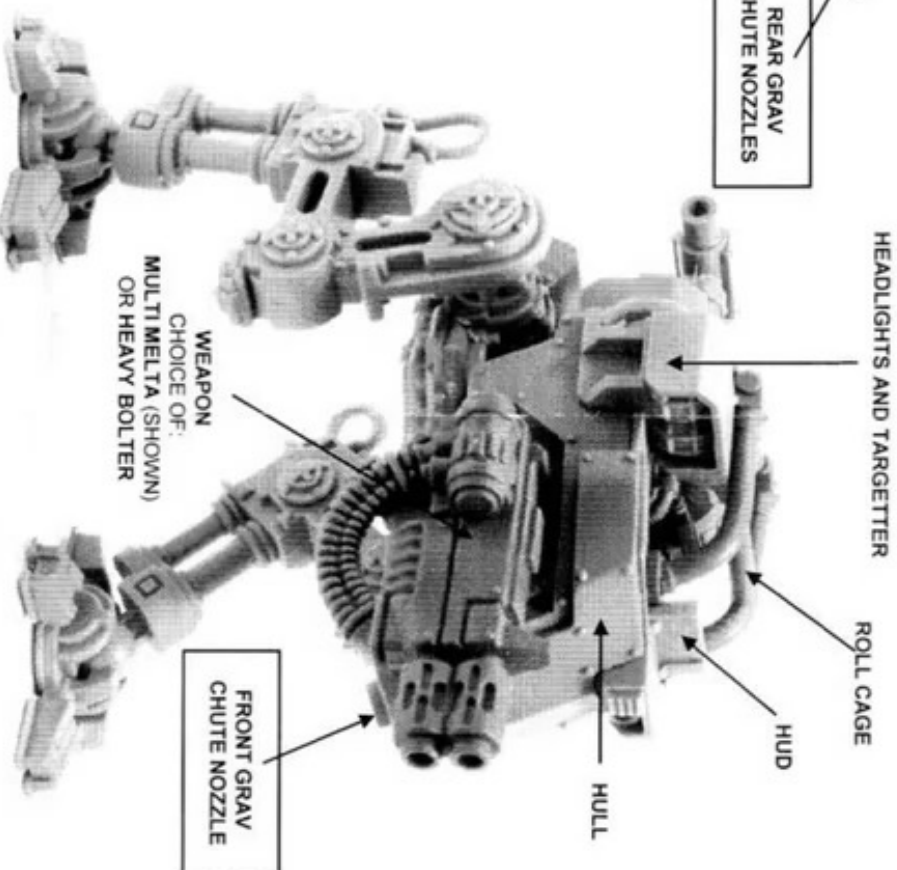
To glue the resin pieces either together or to plastic components use Citadel Super Glue.

NOTE: We have cast this conversion kit using the most advanced techniques and the best quality resin, but due to the nature of the casting process your model may contain very slight air bubbles. These can easily be filled with model filler or super glue. Any slight warpage of thin parts can easily be corrected by immersing the part in hot tap water for about 1 minute then carefully bending it back into shape.

**THIS IS NOT A TOY**

Not suitable for children under 15 years of age.

**WARNING: Resin dust can be harmful if inhaled. Always wear a dust mask or respirator when sanding or sawing resin parts.**



HEADLIGHTS AND TARGETTER

ROLL CAGE

HUD

HULL

FRONT GRAV  
CHUTE NOZZLE

WEAPON  
CHOICE OF:  
MULTI-MELTA (SHOWN)  
OR HEAVY BOLTER