



Free Downloads of Build Instructions,  
Assembly Booklets & How To Guides


**BuildInstructions.com**

# IMPERIAL™ ARMOUR

## LEGION BASILISK 99590101337

### RESIN COMPONENTS LIST

1. Front Hull
2. Rear Hull
3. Gun Shield
4. Left Armoured Shield
5. Right Armoured Shield
6. Right Track Unit
7. Left Track Unit
8. Hull top
9. Exhausts x2
10. Heavy Bolter
11. Hatch
12. Power Packs x2
13. Gunner
14. Gunner Arm
15. Loader
16. Shell



This kit contains all the pieces required to build the Legion Basilisk  
To glue the resin pieces together and to plastic kit parts  
use Citadel Super Glue.

**NOTE:** We have cast this kit using the most advanced techniques and the best quality resin, but due to the nature of the casting process your model may contain very slight air bubbles. These can easily be filled with model filler or super glue. Any slight warpage of thin parts can easily be corrected by immersing the part in hot tap water for about 1 minute then carefully bending it back into shape.


#### THIS IS NOT A TOY



Not suitable for children under 15 years of age.




**WARNING:** Resin dust can be harmful if inhaled. Always wear a dust mask or respirator when sanding or sawing resin parts.

The copyright on the model designs and components within this box is the exclusive property of Games Workshop Ltd. Copyright Games Workshop Ltd., 2013. All rights reserved.

RESIN COMPONENTS LIST







12. Power Packs

